

ICCU's At-A-Glance

79% of AICCU institutions are Yellow Ribbon Institutions serving US Veterans

75% of AICCU institutions are Hispanic Serving Institutions (HSI) or emerging HSIs

41% of Cal Grant students are First Generation students

11:1 Student to Faculty Ratio



Proudly Serving California Undergraduate Students

61% are California residents

The Association of Independent California Colleges and Universities (AICCU) is the organizational voice for 85+ nonprofit colleges and universities, which make up the Independent California Colleges and Universities (ICCU) sector. AICCU seeks to strengthen its institutions through collaboration, governmental advocacy, and public engagement aimed at supporting the ability of the ICCU to successfully serve students, families, their communities, and the state.

Alder Graduate School of Education  
American Film Institute Conservatory  
American Jewish University  
Antioch University Los Angeles  
ArtCenter College of Design  
Azusa Pacific University  
Biola University  
California Baptist University  
California College of the Arts  
California Indian Nations College  
California Institute of Human Science  
California Institute of Integral Studies  
California Institute of Technology  
California Institute of the Arts  
California Lutheran University  
Chapman University  
Charles R. Drew University  
Claremont Graduate University  
Claremont Lincoln University  
Claremont McKenna College  
Concordia University Irvine  
Dominican University of California  
Fielding Graduate University  
Fresno Pacific University  
Golden Gate University  
Harvey Mudd College  
Hope International University  
Humphreys University  
John Paul the Great Catholic University  
Keck Graduate Institute  
La Sierra University  
Laguna College of Art + Design  
Life Pacific University  
Loma Linda University  
Los Angeles Pacific University  
Loyola Marymount University  
Menlo College  
Minerva University  
Mount Saint Mary's University Los Angeles  
National University  
Northeastern University Oakland  
Notre Dame de Namur University  
Occidental College  
Otis College of Art and Design

Pacific Oaks College  
Pacific Union College  
Palo Alto University  
Pepperdine University  
Pitzer College  
Point Loma Nazarene University  
Pomona College  
Providence Christian College  
Reach University  
Saint Mary's College of California  
Samuel Merritt University  
San Diego Christian College  
San Francisco Bay University  
San Francisco Conservatory of Music  
Santa Clara University  
Saybrook University  
Scripps College  
Simpson University  
Soka University of America  
Southern CA Institute of Architecture  
Southern CA University of Health Sciences  
Stanford University  
Stanton University  
The Chicago School  
The Master's University  
Thomas Aquinas College  
Touro University California  
Touro University Worldwide  
University of Massachusetts Global  
University of La Verne  
University of Redlands  
University of San Diego  
University of San Francisco  
University of Southern California  
University of the Pacific  
University of the West  
Vanguard University of Southern CA  
Western University of Health Sciences  
Westmont College  
Whittier College  
William Jessup University  
Woodbury University  
Zaytuna College

1121 L Street, Suite 802 | Sacramento, CA | 95814 | 916.446.7626 | aiccu.edu

X | @AICCUCal

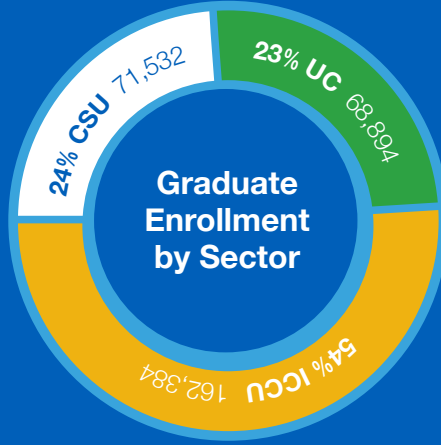

2025 IMPACT REPORT  
Independent Nonprofit Higher Education in California



AICCU



ICCU Students At-A-Glance



3,379

Number of new CA Community College Transfer Students (2022-2023)

40,523

Undergraduate students are nontraditional learners

Making College Affordable

24,719

Cal Grant Enrollment

47,573

Pell Grant Enrollment

\$23,073

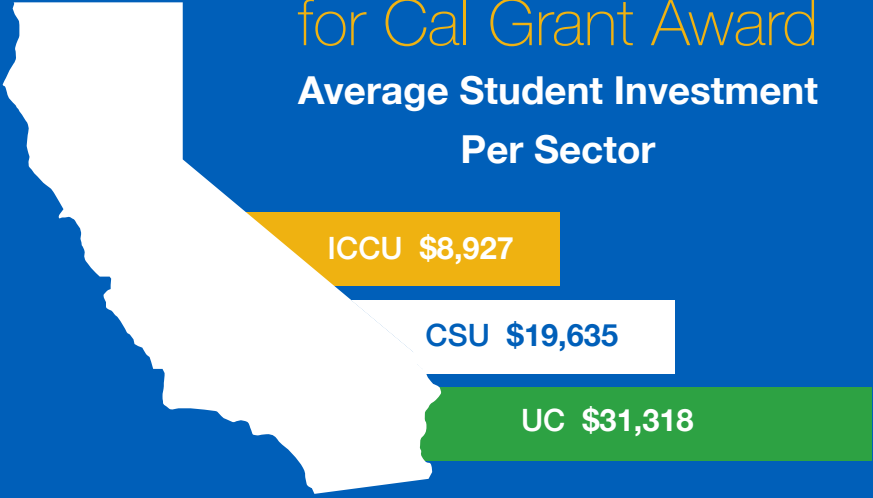
Median debt at graduation for ICCU students

\$29,524

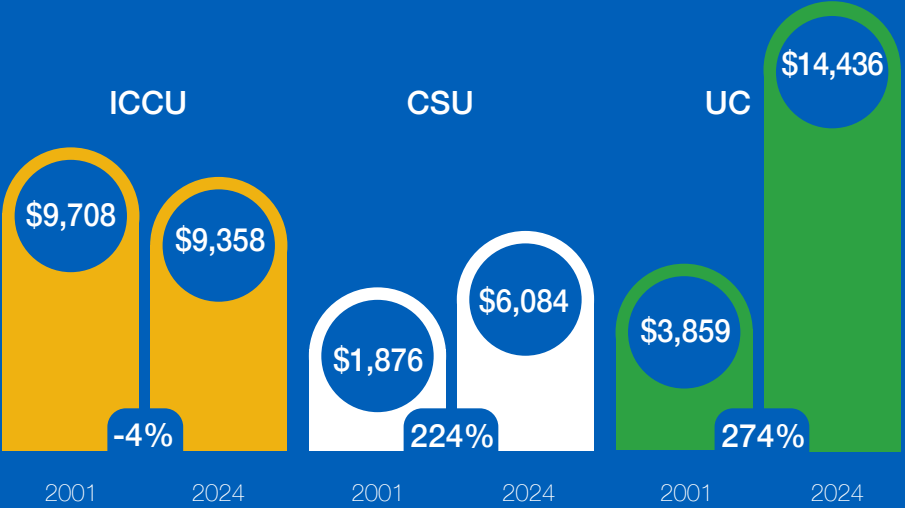
Average Institutional Grant Aid Provided to an AICCU Cal Grant Student

ICCU Provide Strong ROI for Cal Grant Award

Average Student Investment Per Sector

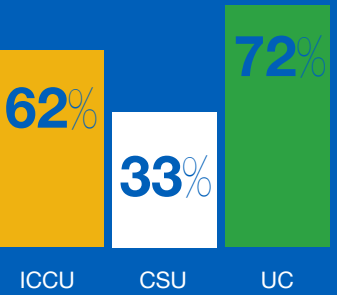


Maximum Cal Grant Award

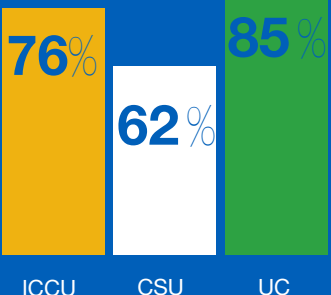


\*Average Cal Grant award plus average base funding per student. Only students attending public institutions receive base funding.

4-Year Graduation Rates by Sector



6-Year Graduation Rates by Sector




87,000+

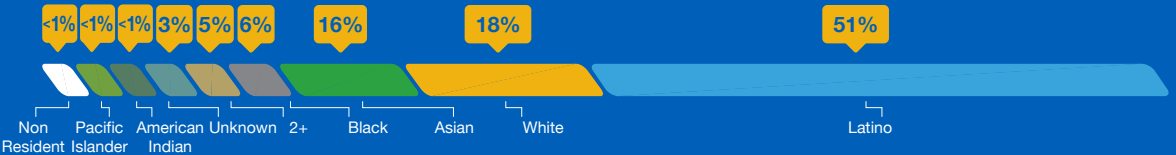
degrees awarded annually

Dedicated to Diversity

Undergraduate Enrollment



Cal Grant Enrollment



78%

of undergraduates receive institutional, state, local, or federal grant aid

ICCU Share of Key Workforce Degrees

26%

Computer & Info Science

90%

Clinical, Counseling, and Applied Psychology

39%

Teaching Credentials

51%

Nursing