

ECIS 2016


24TH EUROPEAN CONFERENCE
ON INFORMATION SYSTEMS
12 - 15 JUNE, 2016 / ISTANBUL

INFORMATION SYSTEMS AS A GLOBAL GATEWAY



ECIS Standing Committee Meeting İstanbul - June 2016





ECIS 2016

24TH EUROPEAN CONFERENCE
ON INFORMATION SYSTEMS
12 - 15 JUNE, 2016 / ISTANBUL

INFORMATION SYSTEMS AS A GLOBAL GATEWAY

| | Submissions | Accepted | Acceptance Rate |
|-----------------------------|-------------|----------|-----------------|
| Research Papers | 676 | 197 | 29.14 % |
| Research-in-Progress Papers | 287 | 86 | 29.97 % |
| Prototypes | 20 | 7 | 35.00 % |
| Total | 983 | 290 | 29.50 % |

| | Submissions | In the Conference |
|---------------------------|-------------|-------------------|
| Panels | 9 | 5 |
| Workshops & Tutorials | 13 | 6 |
| Junior Faculty Consortium | 20 | 11 |
| Doctoral Consortium | 21 | 19 |



Number of Tracks : 32
 Number of Track Chairs : 95
 Number of Associate Editors : 581


Number of Reviewers : 2153
 Number of Reviews : 2687

| | Number of Authors (Accepted Papers) |
|-----------------------------|--|
| Research Papers | 521 |
| Research-in-Progress Papers | 214 |
| Prototypes | 24 |
| Total | 759 |



RESEARCH PAPERS

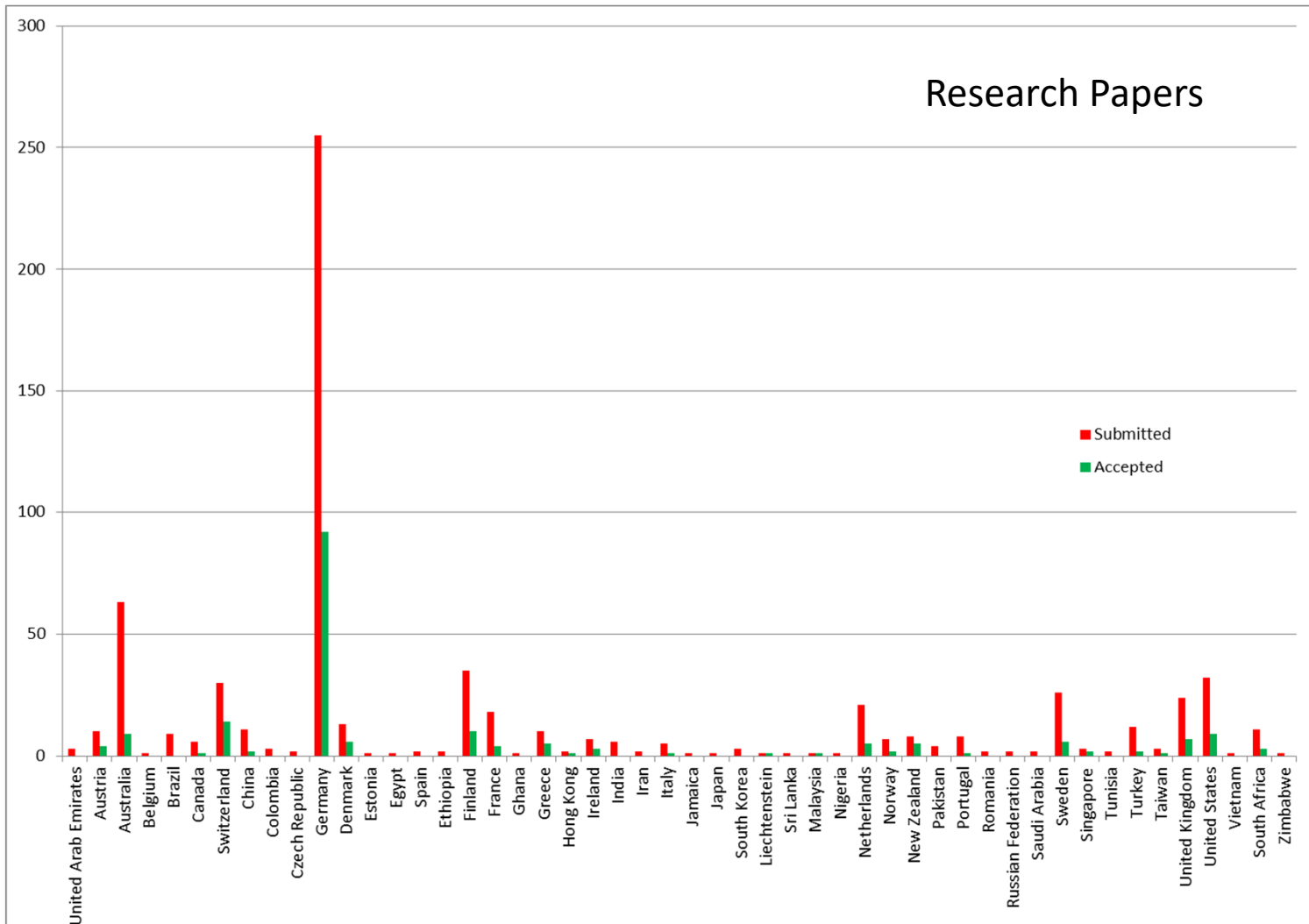
| | Submissions | Accepted | Acceptance Rate | Maximum Accepted |
|--------------|-----------------------|-----------------------|-----------------|-------------------|
| AIS Region 1 | 51 (5 countries) | 10 (2 countries) | 19.61% | United States – 9 |
| AIS Region 2 | 518 (32 countries) | 166 (17 countries) | 32.05% | Germany - 92 |
| AIS Region 3 | 107 (13 countries) | 21 (7 countries) | 19.63% | Australia - 9 |



ECIS 2016

24TH EUROPEAN CONFERENCE
ON INFORMATION SYSTEMS
12 - 15 JUNE, 2016 / ISTANBUL


INFORMATION SYSTEMS AS A GLOBAL GATEWAY





RESEARCH-IN-PROGRESS PAPERS

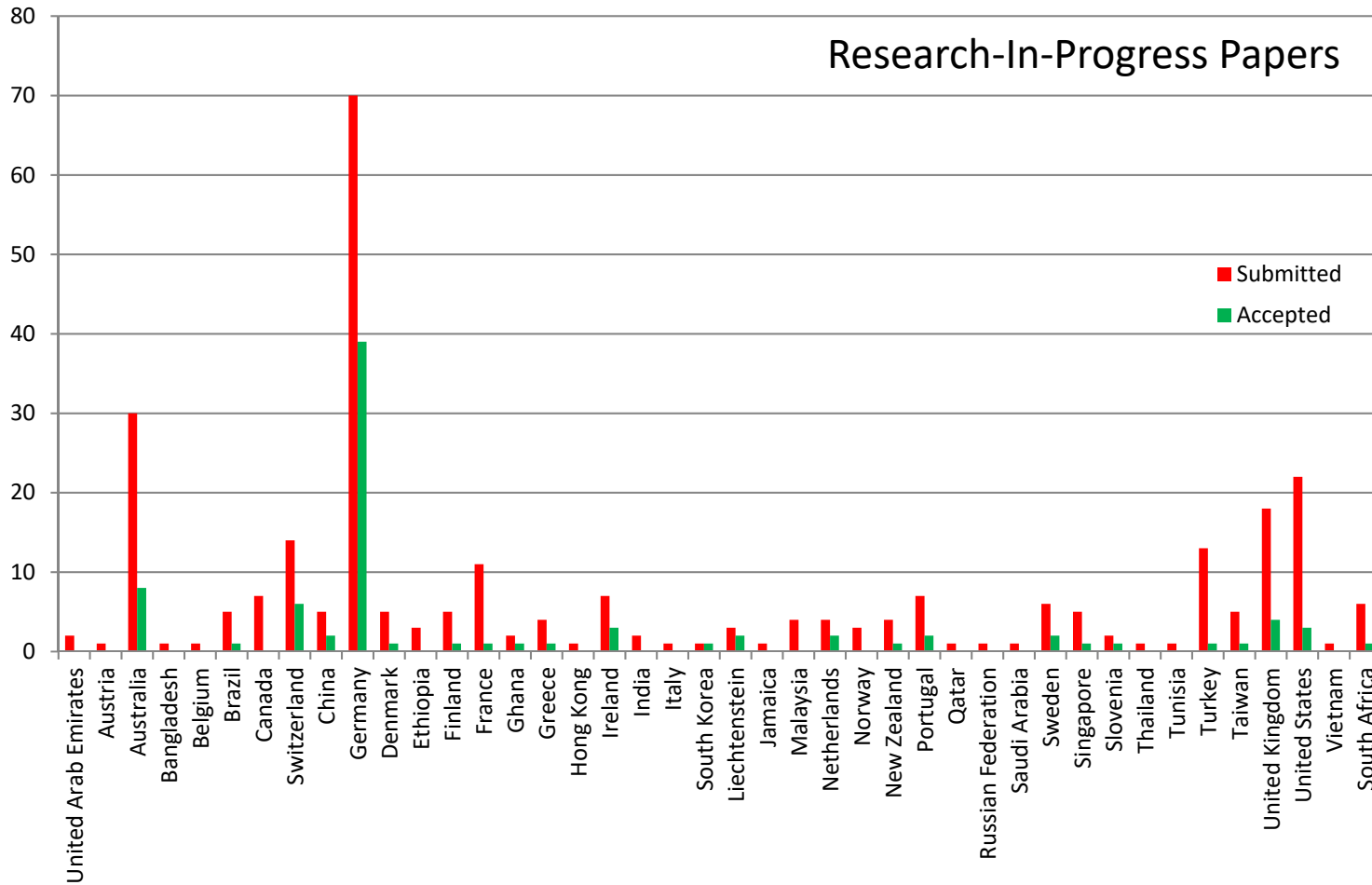
| | Submissions | Accepted | Acceptance Rate | Maximum Accepted |
|--------------|-----------------------|----------------------|-----------------|-------------------|
| AIS Region 1 | 35 (4 countries) | 4 (2 countries) | 11.43 % | United States – 3 |
| AIS Region 2 | 192 (26 countries) | 68 (16 countries) | 35.42 % | Germany - 39 |
| AIS Region 3 | 60 (12 countries) | 14 (6 countries) | 23.33 % | Australia - 8 |



ECIS 2016

24TH EUROPEAN CONFERENCE
ON INFORMATION SYSTEMS
12 - 15 JUNE, 2016 / ISTANBUL

INFORMATION SYSTEMS AS A GLOBAL GATEWAY





RESEARCH PAPERS

| | | | | | | | | | | | | | | | | |
|---------------------|----|----|----|----|----|----|----|----|----|----|----|----|----|----|----|----|
| Tracks | 01 | 02 | 03 | 04 | 05 | 06 | 07 | 08 | 09 | 10 | 11 | 12 | 13 | 14 | 15 | 16 |
| Submissions | 13 | 57 | 25 | 30 | 18 | 20 | 33 | 12 | 7 | 17 | 37 | 25 | 2 | 9 | 18 | 23 |
| Accepted | 4 | 12 | 9 | 9 | 5 | 6 | 9 | 4 | 3 | 5 | 10 | 6 | 1 | 3 | 5 | 7 |
| Acceptance Rate (%) | 31 | 21 | 36 | 30 | 28 | 30 | 27 | 33 | 43 | 29 | 27 | 24 | 50 | 33 | 28 | 30 |

| | | | | | | | | | | | | | | | | |
|---------------------|----|----|----|----|----|----|----|----|----|----|----|----|----|----|----|----|
| Tracks | 17 | 18 | 19 | 20 | 21 | 22 | 23 | 24 | 25 | 26 | 27 | 28 | 29 | 30 | 31 | 32 |
| Submissions | 47 | 24 | 24 | 29 | 10 | 5 | 36 | 14 | 7 | 15 | 27 | 5 | 44 | 7 | 21 | 15 |
| Accepted | 13 | 7 | 6 | 10 | 3 | 2 | 9 | 4 | 3 | 5 | 7 | 2 | 14 | 3 | 7 | 4 |
| Acceptance Rate (%) | 28 | 29 | 25 | 34 | 30 | 40 | 25 | 29 | 43 | 33 | 26 | 40 | 32 | 43 | 33 | 27 |



RESEARCH-IN-ROGRESS PAPERS

| | | | | | | | | | | | | | | | | |
|---------------------|----|----|----|----|----|----|----|----|----|----|----|----|----|----|----|----|
| Tracks | 01 | 02 | 03 | 04 | 05 | 06 | 07 | 08 | 09 | 10 | 11 | 12 | 13 | 14 | 15 | 16 |
| Submissions | 13 | 19 | 10 | 13 | 9 | 12 | 14 | 5 | | 10 | 25 | 15 | | 4 | 4 | 14 |
| Accepted | 3 | 6 | 1 | 4 | 3 | 4 | 5 | 2 | | 2 | 7 | 5 | | 2 | 2 | 3 |
| Acceptance Rate (%) | 23 | 32 | 10 | 31 | 33 | 33 | 36 | 40 | | 20 | 28 | 33 | | 50 | 50 | 21 |

| | | | | | | | | | | | | | | | | |
|---------------------|----|----|----|----|----|-----|----|----|----|----|----|----|----|----|----|----|
| Tracks | 17 | 18 | 19 | 20 | 21 | 22 | 23 | 24 | 25 | 26 | 27 | 28 | 29 | 30 | 31 | 32 |
| Submissions | 9 | 14 | 7 | 13 | 4 | 1 | 11 | 9 | 10 | 3 | 4 | 4 | 16 | 4 | 8 | 3 |
| Accepted | 3 | 5 | 2 | 3 | 1 | 1 | 2 | 5 | 2 | | 2 | 2 | 4 | 2 | 3 | |
| Acceptance Rate (%) | 33 | 36 | 29 | 23 | 25 | 100 | 18 | 56 | 20 | 0 | 50 | 50 | 25 | 50 | 38 | 0 |



JUNIOR FACULTY CONSORTIUM

| Country | Number |
|----------------|---------------|
| Australia | 1 |
| Ireland | 1 |
| Italy | 1 |
| Macedonia | 1 |
| New Zealand | 1 |
| Switzerland | 1 |
| Turkey | 1 |
| Germany | 4 |
| Total | 11 |



DOCTORAL CONSORTIUM

| Country | Number |
|--------------|-----------|
| Denmark | 1 |
| Finland | 2 |
| France | 2 |
| Germany | 4 |
| Ireland | 1 |
| Portugal | 2 |
| South Africa | 1 |
| Sweden | 2 |
| Switzerland | 1 |
| Turkey | 1 |
| UK | 2 |
| Total | 19 |