


Yarns

Instructions: In groups of four, create the following shapes with your loop of yarn or string. The first two shapes are 2-D and the remaining shapes are 3-D.


- The string must be pulled taut from all of the corners when the shape is complete. There can be no loose string when the shape is completed.
- Make the largest version of each shape that you can. Keep overlapping string to a minimum.

Goal: Complete as many of the shapes as possible (to the instructor's satisfaction) in the time allotted. If there is extra time, try to produce all five shapes in order (square – star – tetrahedron – cube – octahedron) in the shortest amount of time possible.

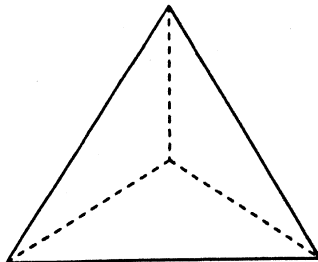
Shapes:



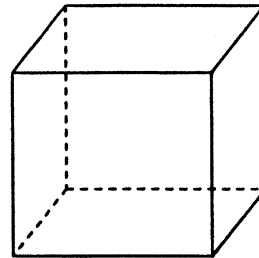
Square



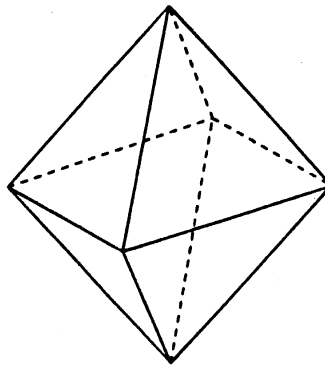
Star



Tetrahedron



Cube



Octahedron