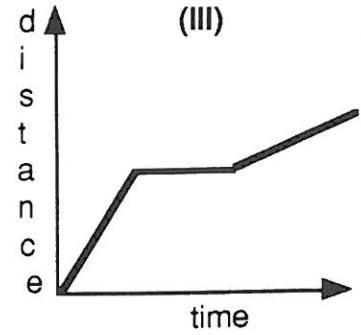
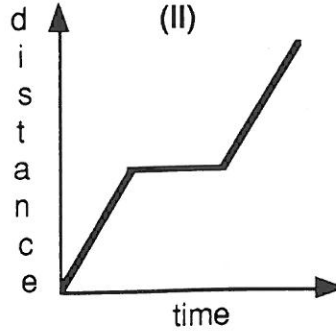
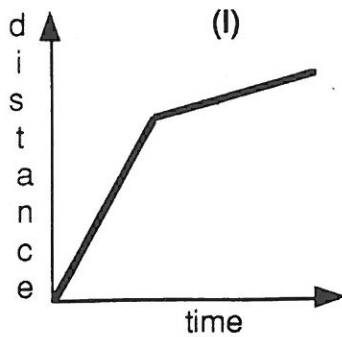


Graphically Speaking

- 2) Match each situation described with the graph that best corresponds to it. Explain your reason for each.



- a) A cyclist rode to a certain point, stopped to take a drink of water, then continued to ride at the same rate.
- b) A cyclist rode down a hill, then rode on a level road.
- c) A cyclist rode to a certain point, stopped to rest, then began riding up a hill.
- d) What does the slant of the line segments represent in each of these situations?
- e) What does a horizontal line segment indicate for each of these situations?
- f) Sketch the graph that would correspond to the following situation: A cyclist left home for a Saturday afternoon ride. About 30 minutes after he left he realized he left his water bottle in the refrigerator. He decided to return home. The cyclist got his water bottle and continued his trip twice as fast as before.

