

# Draft NCAN Member Dashboard

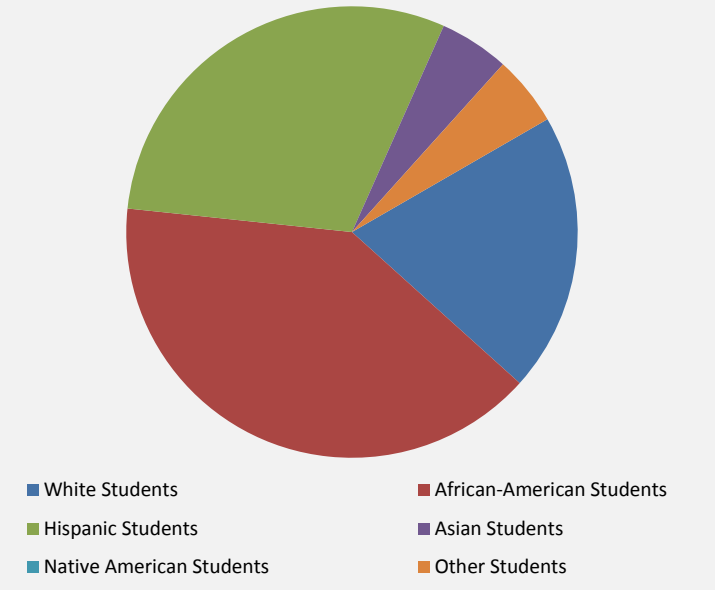
## Overview

**100**  
Total Students Served

**58%**  
1st Generation

**80%**  
Free/Reduced Lunch

**10%**  
English Language Learners



## Financial Aid

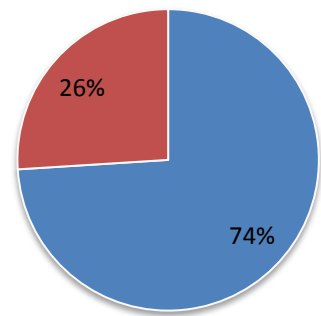
**90%**  
Submitted a FAFSA Form

**82**  
Number of Students Awarded Aid

**27**  
Students Completed Private Scholarship Applications

**\$288,000**  
Total Amount Awarded

## Academic

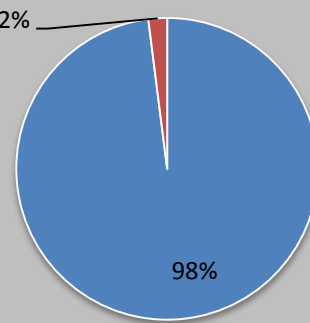


■ Students Completing a Rigorous Curriculum

**89%**  
Graduating High School on Time

**2.2**  
Average High School GPA

## Admissions



■ Students Who Completed Admissions Applications

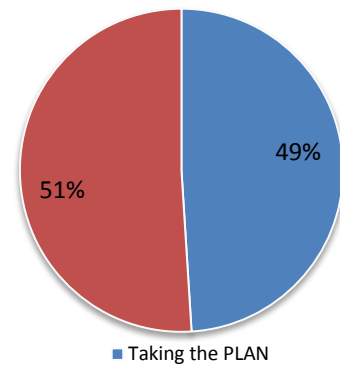
**92**  
Students Accepted into an institution

**86**  
Enrolled in a Postsecondary Institution

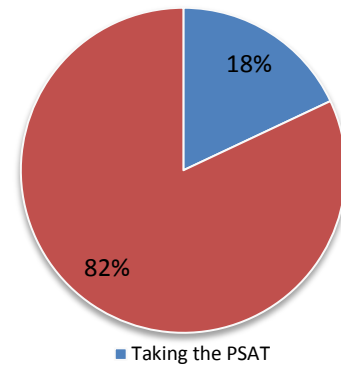
**25%**  
Visiting College Campuses

**2.4**  
Average College Applications per Student

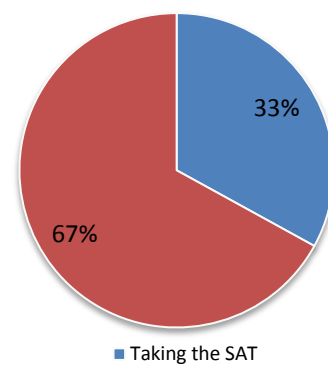
## Testing



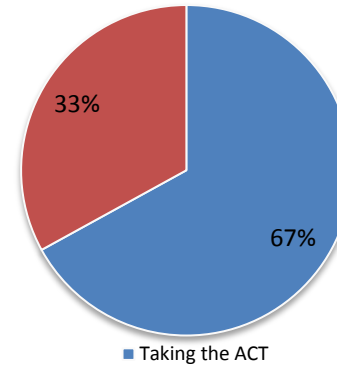
■ Taking the PLAN



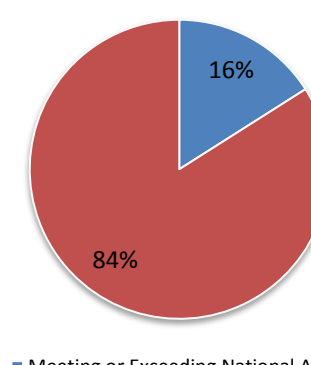
■ Taking the PSAT



■ Taking the SAT



■ Taking the ACT



■ Meeting or Exceeding National ACT College Ready Benchmark Scores