

# REGISTERING FOR SPEED NETWORKING EVENT FIRST TIMERS

## **Step. 1:** Click on '**REGISTER**'

On the registration page, click on '**Register**' to take you to the attendee information page.

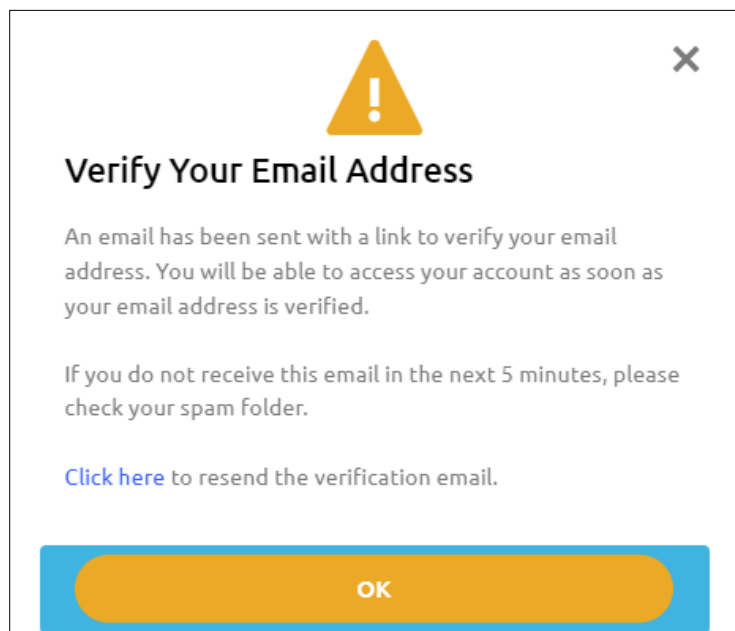
## **Step. 2:** Attendee information – Signing up

Once you click on 'Register', you will be taken to the attendee information page. **Complete all fields and make note of your chosen password.** You will need your email address (username) and password to participate in this and future GCC BDI Speed Networking events.

Click '**Continue**'

## **Step. 3:** Verify your email address

You **MUST verify your email before completing your registration.** Go to your email inbox – please check your junk folder too. Click on '**Verify your email**' button.

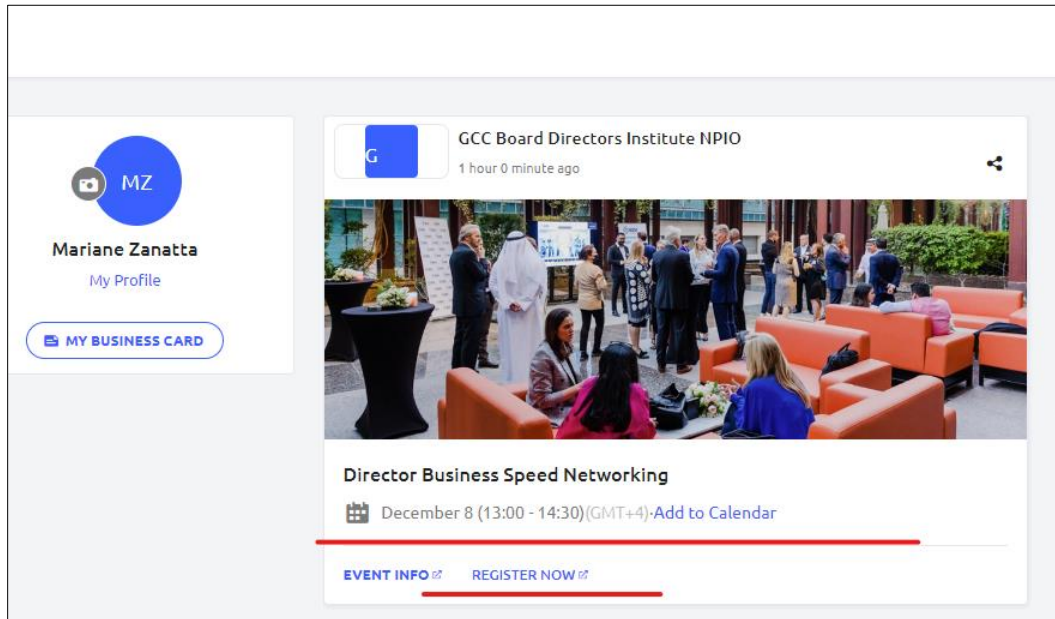


**Step. 4:** Confirm attendee information

Once you verify your email address, you will be asked to confirm your contact details. Please click on **'continue'**

**Step. 5:** Sign in to platform and registering

Once on the main page of the platform, click on **'REGISTER NOW'** to complete the registration



**Step. 6:** Confirmation page and calendar management

Once you click on 'Register Now' you will be automatically registered and be guided to a confirmation page. **Please make sure to add the event date to your calendar by clicking on **'Add to Calendar'**.**




⚠ The JOIN NOW action will be available one hour before the webinar starts.

## Director Business Speed Networking

by GCC Board Directors Institute NPIO

📅 December 8 (13:00 - 14:30) (GMT+4) • [Add to Calendar](#)

🔗 <https://app.glueup.com/event/director-business-speed-networking-67247/>

   [See other attendees in the Event Community >](#)