



House Higher Education Ad Hoc Committee Meeting Presentation

The Dual Enrollment Program

Lynne Riley

President

August 30, 2023

The Dual Enrollment Program

Dual & Joint Enrollment programs have existed for years.

Senate Bill 132 (2015) consolidated three programs:
Accel, HOPE Grant Dual Enrollment and
Move On When Ready

Into one program: **Move on When Ready**

Open to all high school students

Public, private and home study

No credit hour limits

No course subject limitations

Covered the cost of tuition, fees and books

In 2017, the program name was changed to **Dual Enrollment**.

Dual Enrollment Program is funded by State General Funds.

The Dual Enrollment Program

House Bill 444 (2020) revised the program with:

- Course type limitations
- Grade level limitations
- College semester hour limitations

The Dual Enrollment Program

Course Type Limitations:

- Core subject areas:
 - English
 - Mathematics
 - Science
 - Social Studies
 - Foreign Language
- Career, Technical, and Agricultural Education (CTAE) Courses
 - Courses must be aligned with GaDOE Career Clusters & Pathways

The Dual Enrollment Program

Grade Level Limitations:

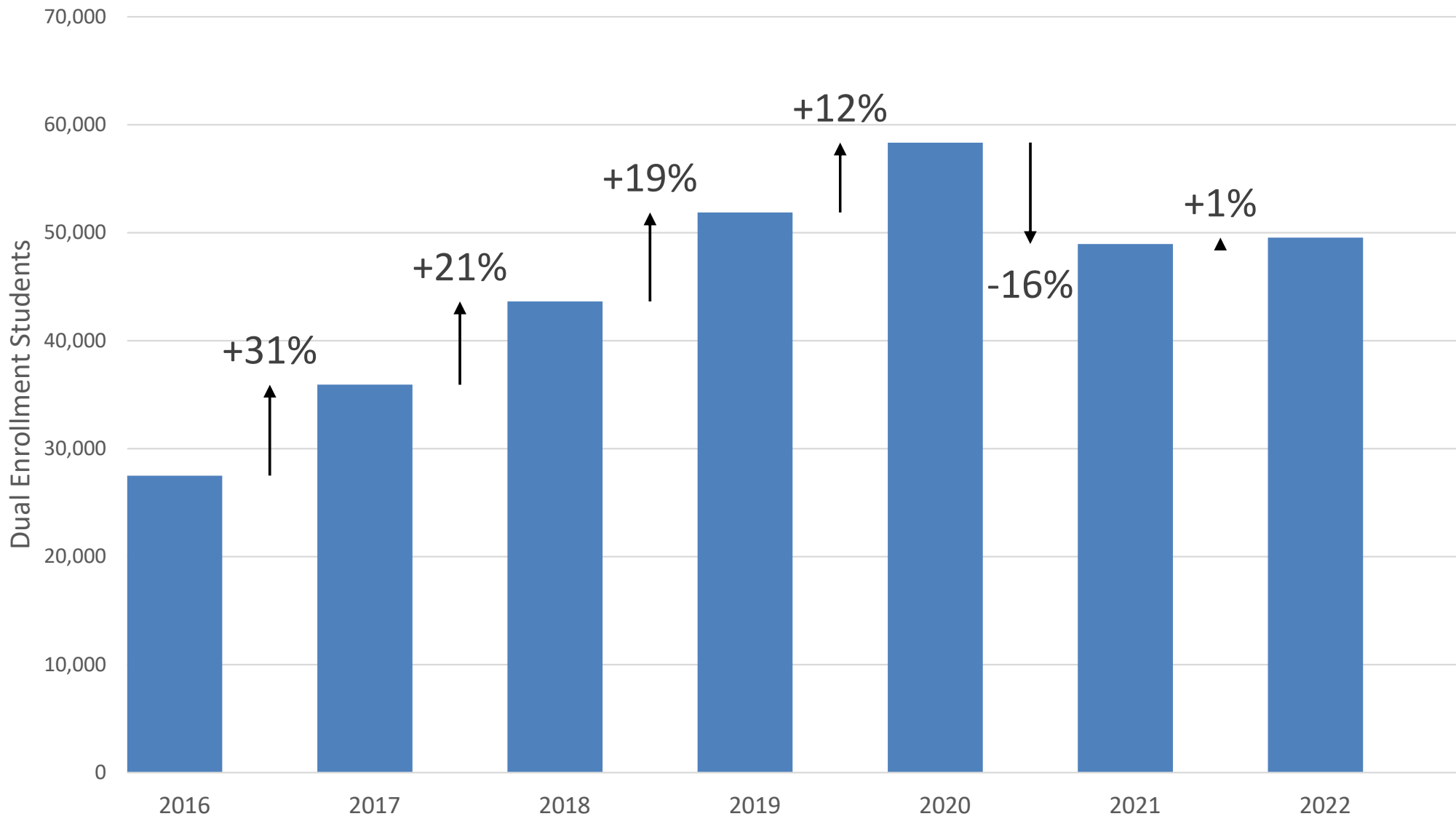
- All 11th and 12th grade students – Core and CTAE courses
- 10th grade students enrolled in CTAE courses at TCSG
- 10th grade students with qualifying ACT or SAT test scores
- 10th grade students pursuing an Accelerated Career Diploma

The Dual Enrollment Program

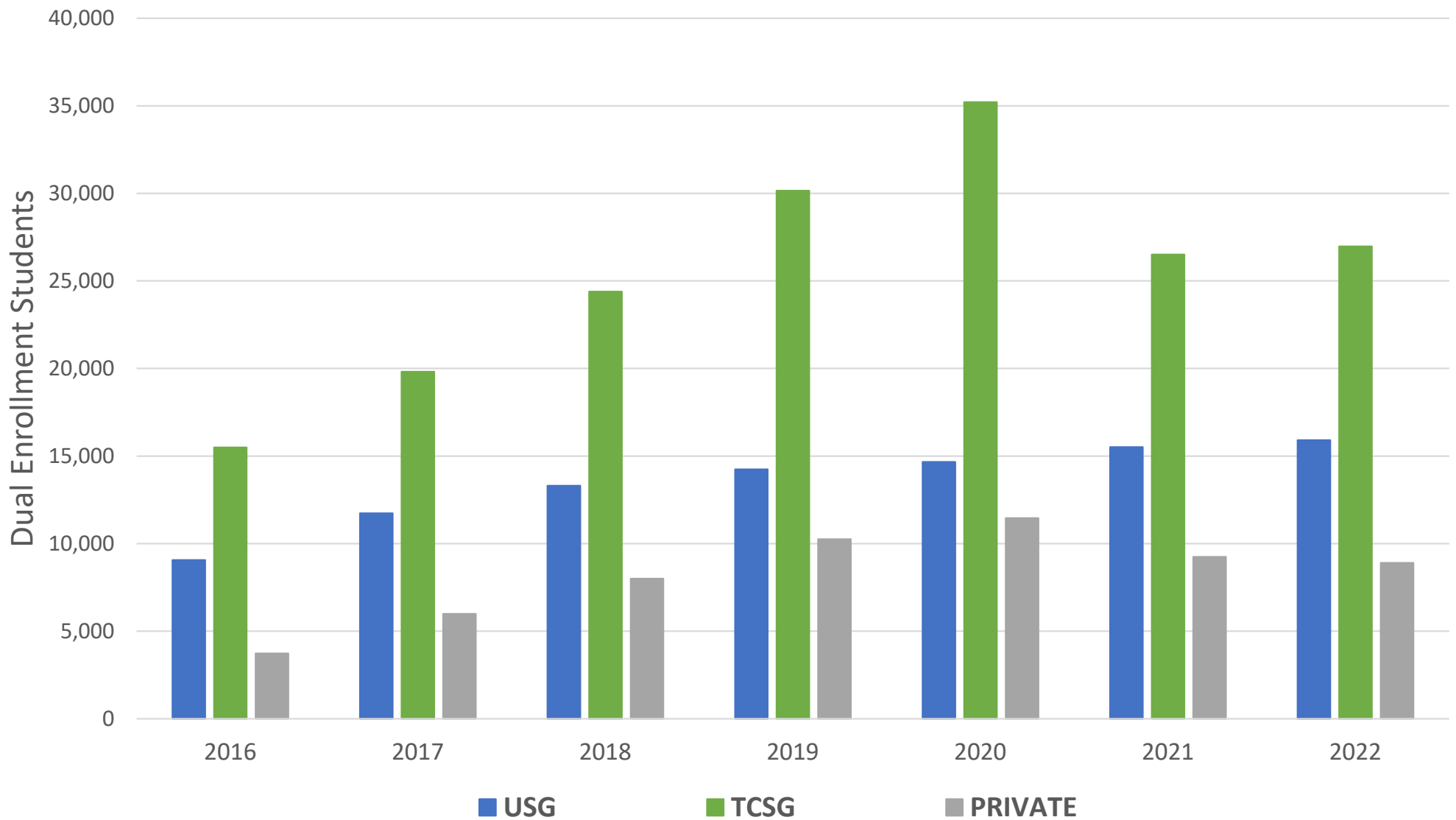
College Semester Hours Limitations:

- 30 semester hours cap
- Students may not retake courses
- Students limited to two course withdrawals to remain eligible for the program
- Students may take dual enrollment courses at their own expense

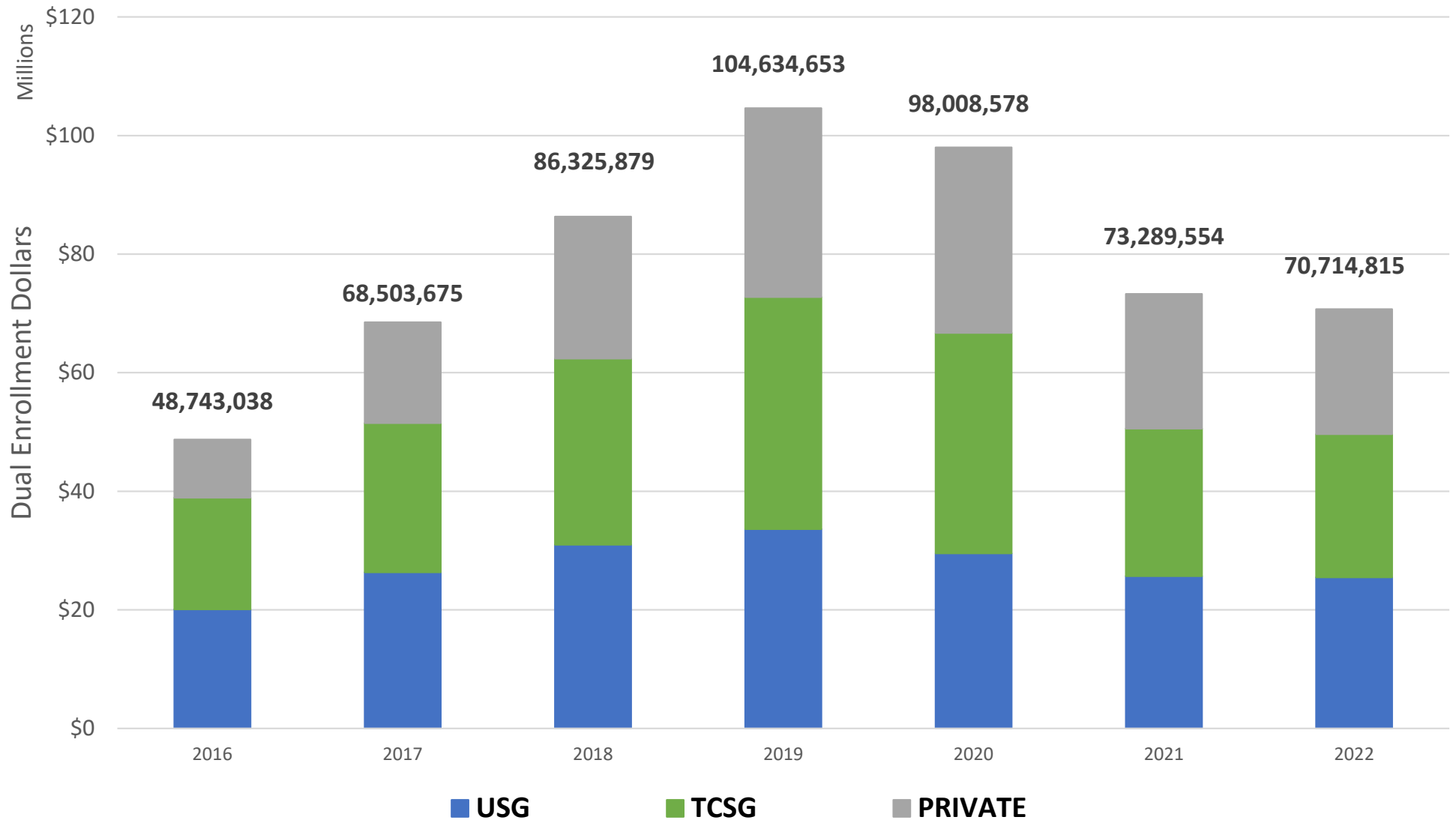
Dual Enrollment Student Counts



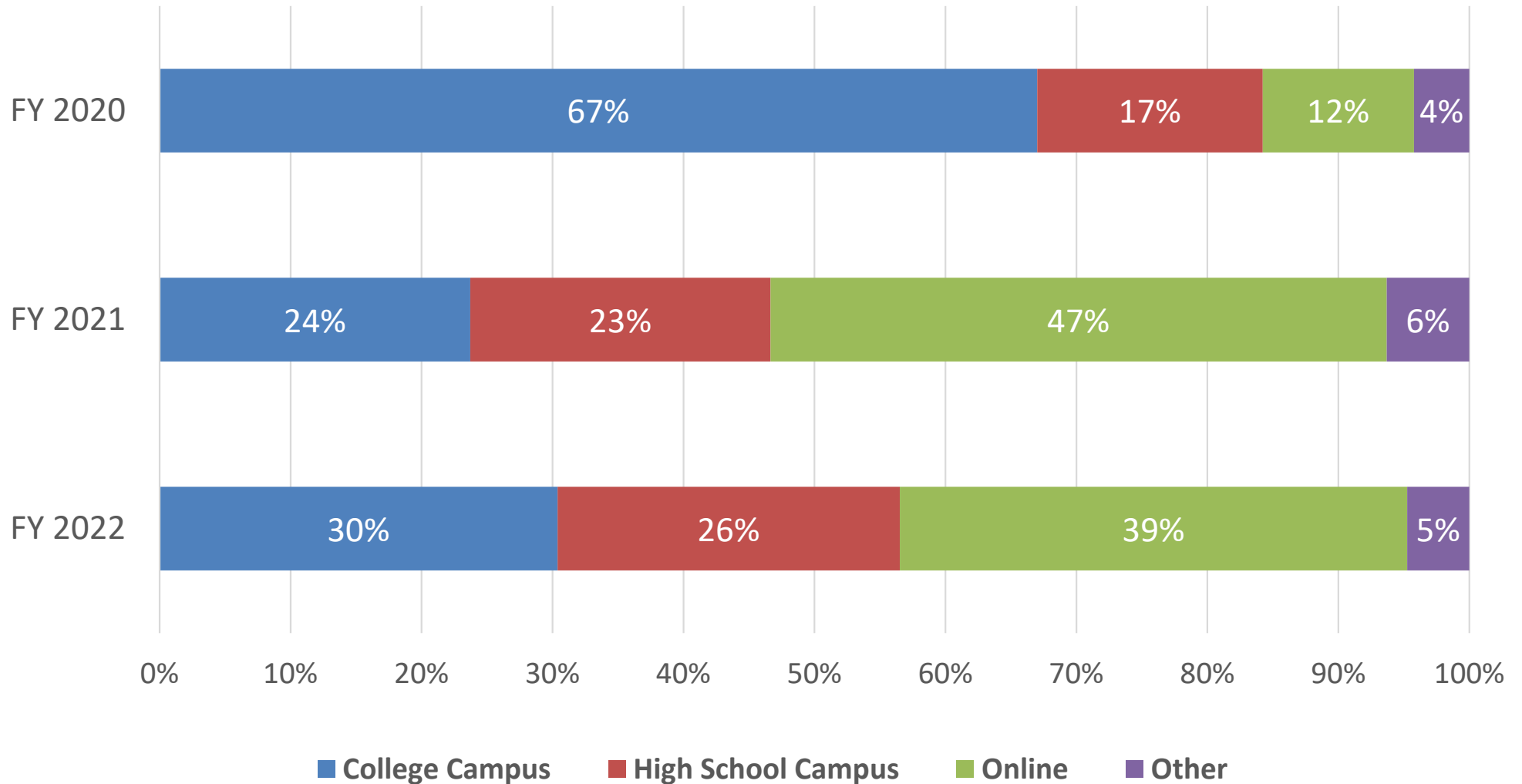
Student Enrollment by Institution Type



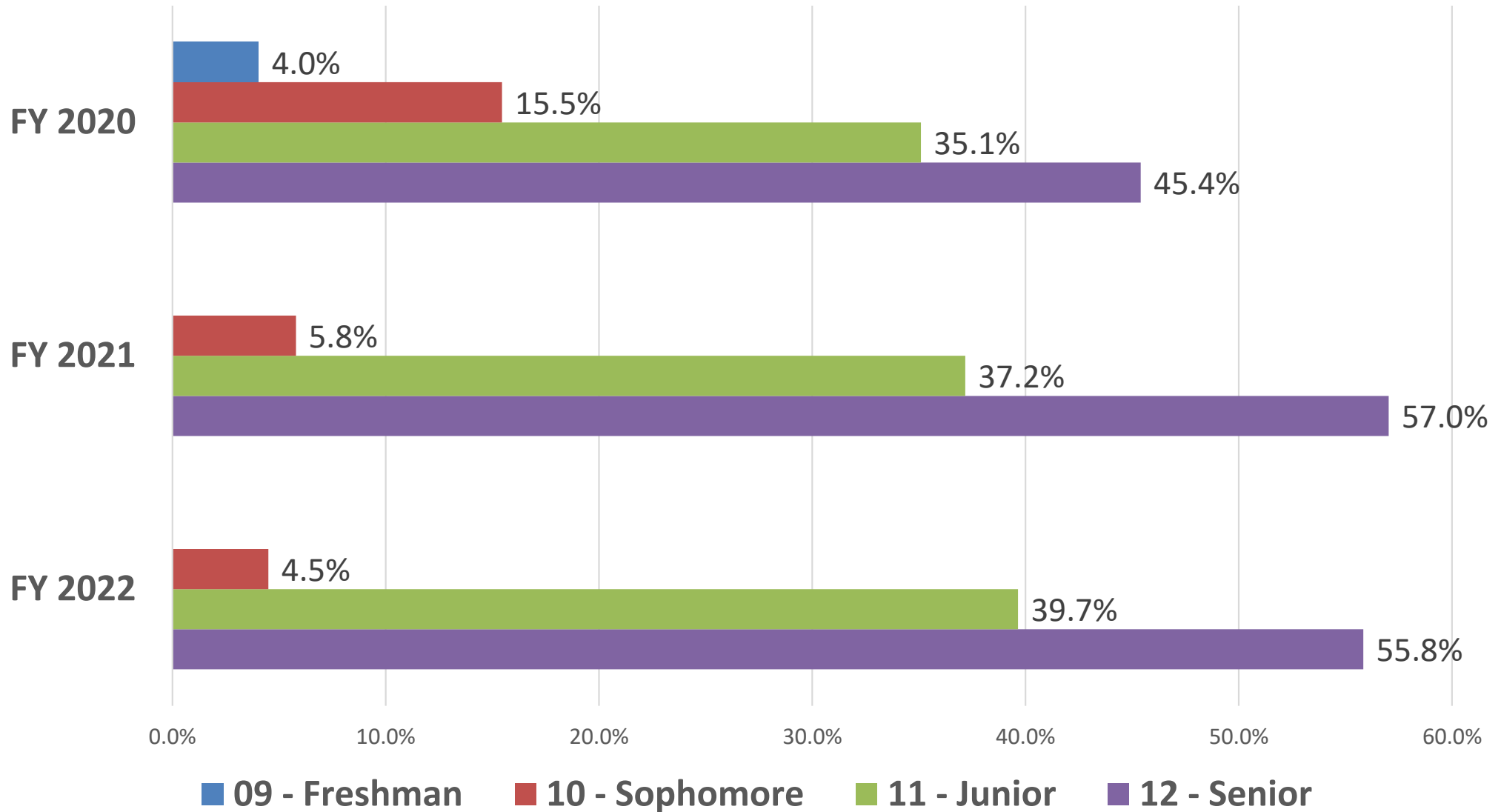
Fiscal Year Funding by Institution Type



Dual Enrollment Attendance by Delivery Location

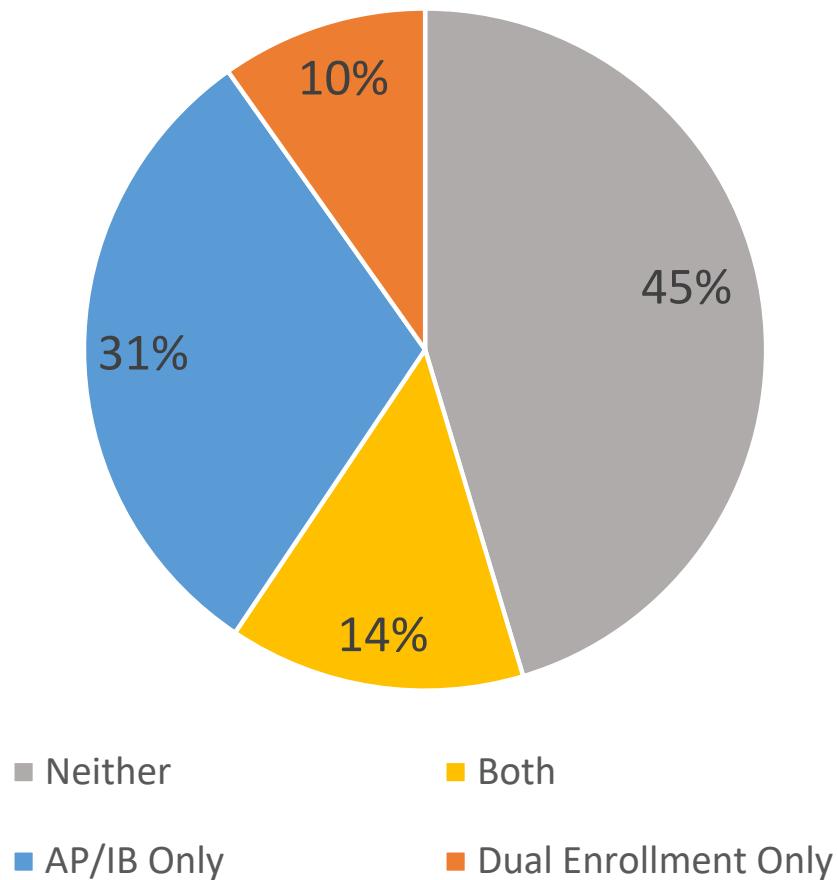


Dual Enrollment Students by Grade Level

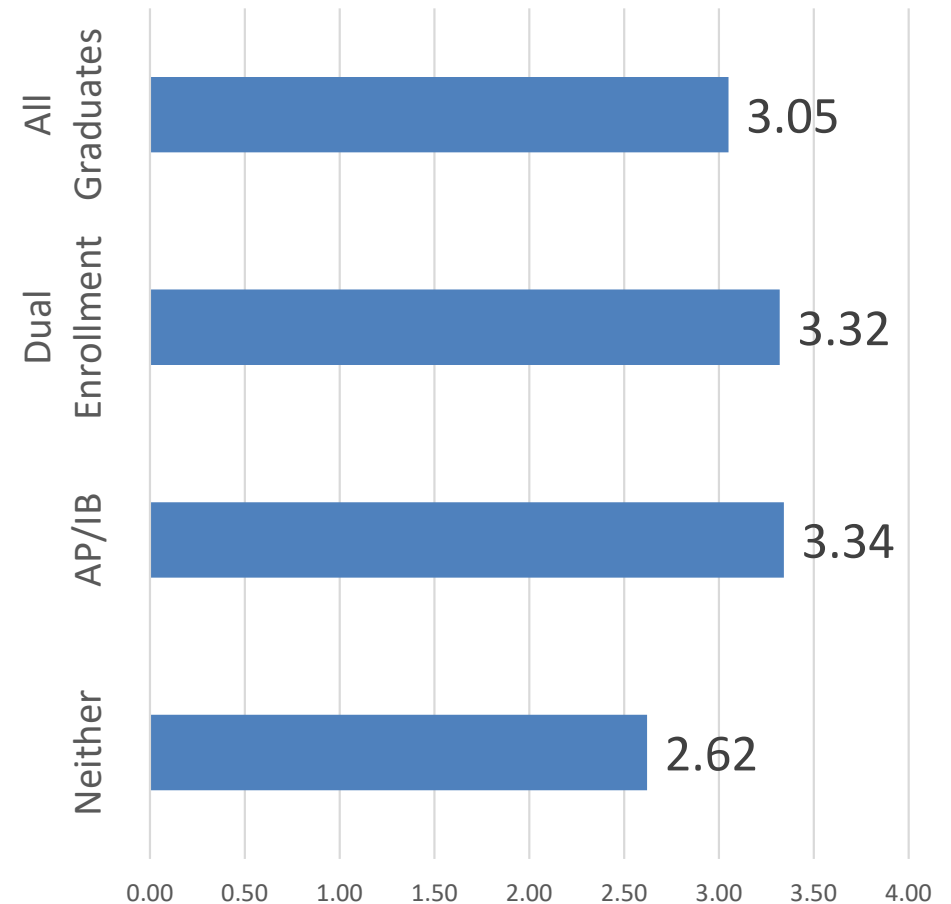


Class of 2022 Advanced Coursework Statistics

Advanced Coursework
2022 Graduates by Course Type

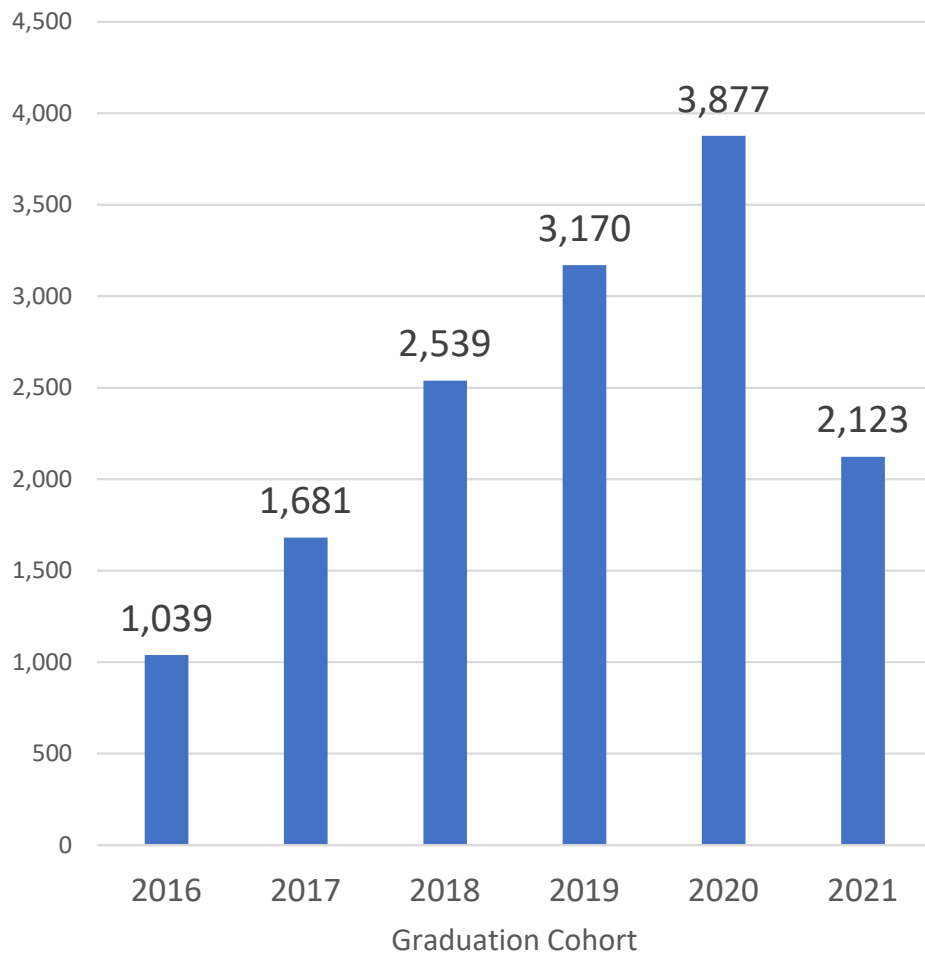


2022 Graduation Cohort - Average
HOPE GPA
by Advanced Coursework Type

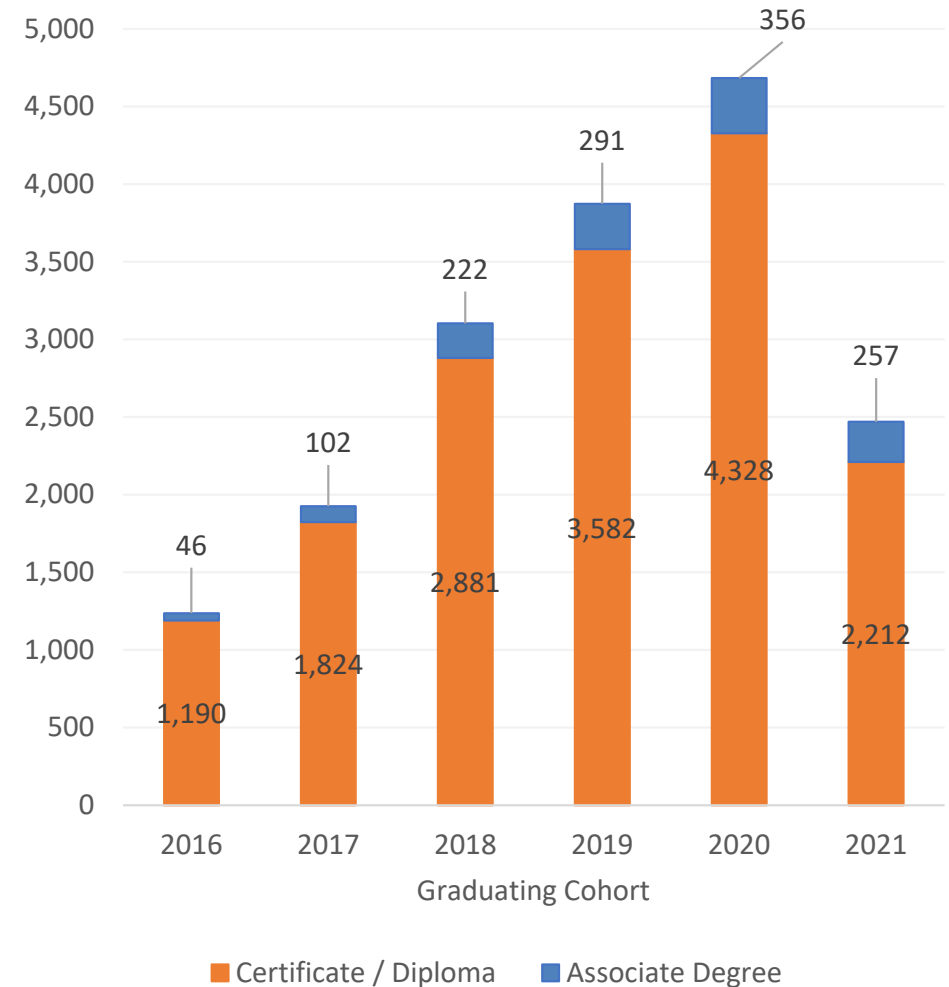


Postsecondary Credentials Earned in High School

Students Earning a Postsecondary Credential Prior to HS Graduation

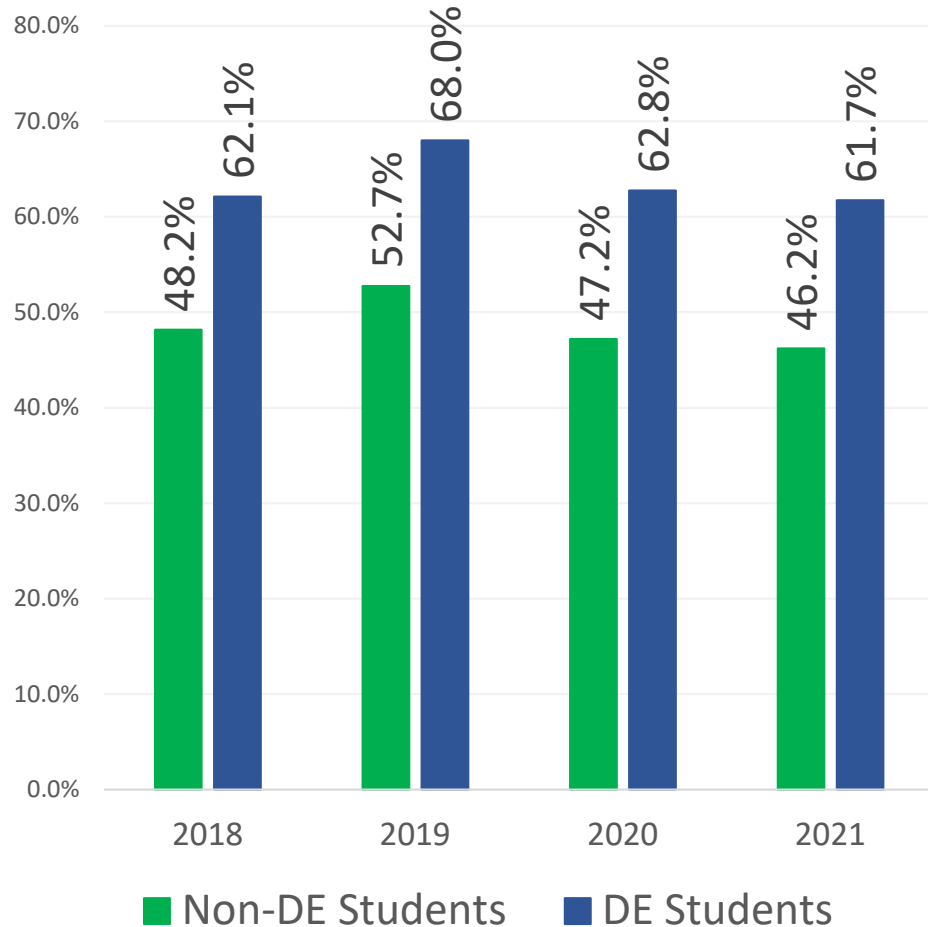


Postsecondary Credentials Earned Prior to HS Graduation

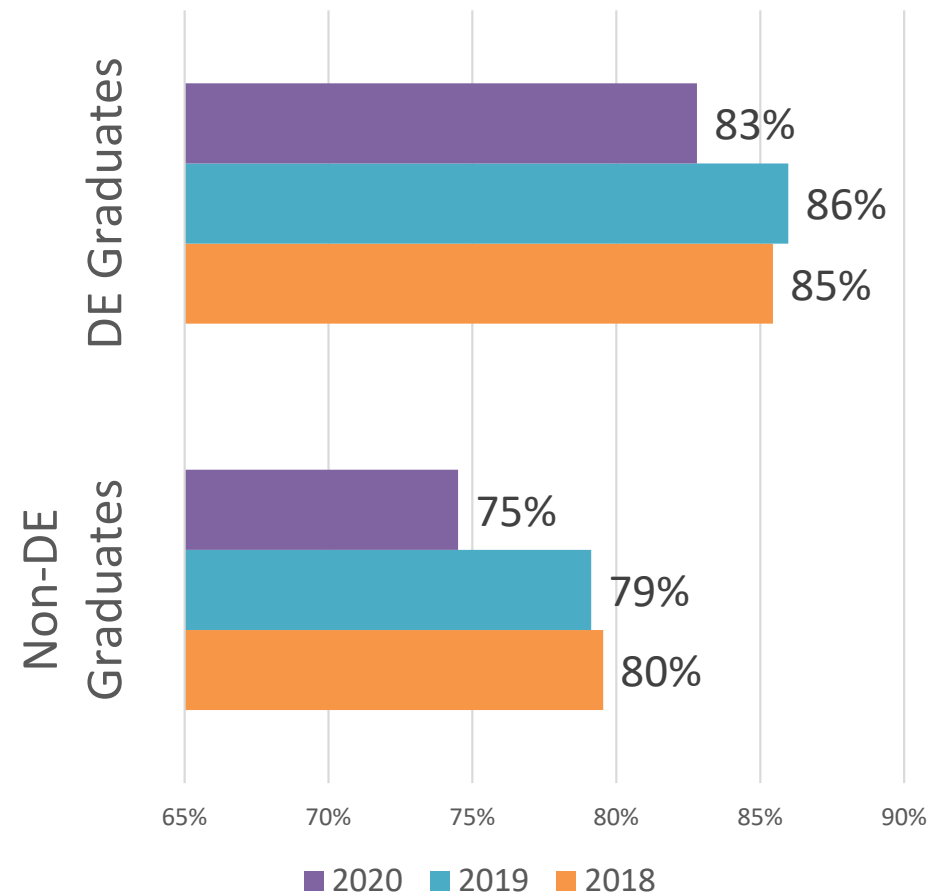


Dual Enrollment Students Postsecondary Performance

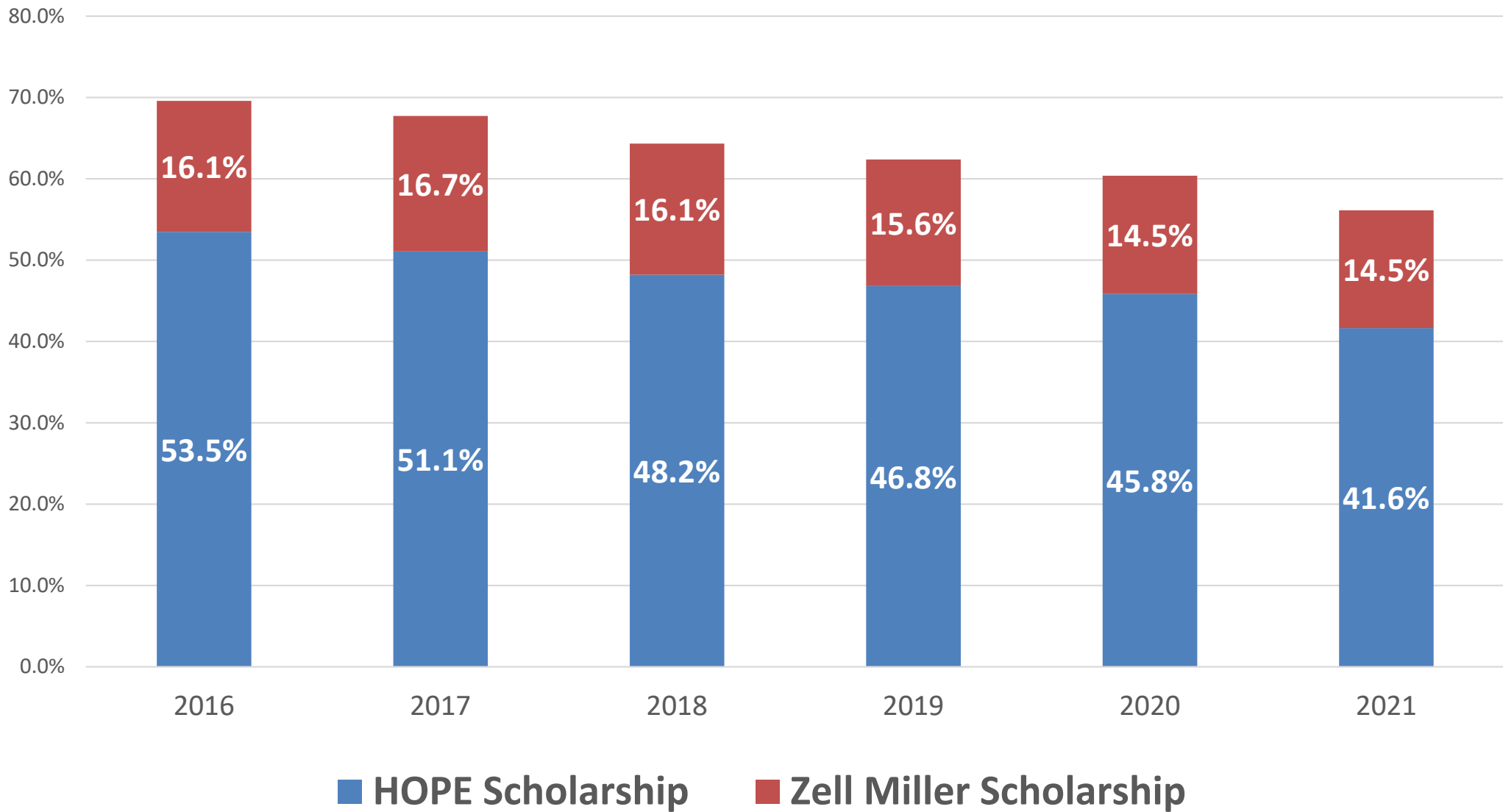
First Year Postsecondary
HOPE GPA \geq 3.0
By Graduation Cohort



First to Second Year
Persistence Rates
By Dual Enrollment Status



Dual Enrollment Students – HOPE & Zell Awards



Dual Enrollment Awards – Total Funds - USG

Institution Name	FY2016	FY2017	FY2018	FY2019	FY2020	FY2021	FY2022	Total FY2016-FY2022
University Of North Georgia	\$ 2,100,307	\$ 2,913,907	\$ 3,423,731	\$ 4,220,511	\$ 3,901,018	\$ 3,535,086	\$ 3,169,497	\$ 23,264,057
Georgia State University	\$ 1,082,343	\$ 3,574,930	\$ 3,968,854	\$ 4,156,818	\$ 3,484,339	\$ 3,212,759	\$ 3,303,737	\$ 22,783,782
Clayton State University	\$ 1,729,554	\$ 2,321,387	\$ 2,685,222	\$ 3,256,562	\$ 2,750,522	\$ 2,053,659	\$ 1,821,998	\$ 16,618,904
Kennesaw State University	\$ 1,704,998	\$ 1,486,008	\$ 1,791,091	\$ 2,317,555	\$ 3,088,892	\$ 2,694,849	\$ 2,978,714	\$ 16,062,109
University Of West Georgia	\$ 1,230,968	\$ 1,585,642	\$ 2,012,513	\$ 1,841,007	\$ 1,404,498	\$ 1,683,758	\$ 1,730,240	\$ 11,488,626
Georgia Institute Of Technology	\$ 1,324,876	\$ 1,389,378	\$ 1,609,558	\$ 1,606,832	\$ 1,364,561	\$ 1,849,034	\$ 1,871,718	\$ 11,015,958
Georgia Southern University	\$ 669,776	\$ 779,312	\$ 944,858	\$ 1,990,438	\$ 2,106,763	\$ 2,103,133	\$ 2,171,190	\$ 10,765,471
Georgia Gwinnett College	\$ 1,023,824	\$ 1,286,708	\$ 1,571,760	\$ 1,846,997	\$ 1,612,945	\$ 864,588	\$ 846,516	\$ 9,053,337
Middle Georgia State University	\$ 744,878	\$ 996,493	\$ 1,071,197	\$ 1,022,589	\$ 914,029	\$ 648,073	\$ 671,825	\$ 6,069,085
Columbus State University	\$ 518,224	\$ 683,393	\$ 955,011	\$ 1,005,917	\$ 914,736	\$ 929,666	\$ 899,119	\$ 5,906,066
Gordon State College	\$ 360,457	\$ 610,822	\$ 950,492	\$ 1,012,163	\$ 804,684	\$ 576,636	\$ 564,430	\$ 4,879,684
College Of Coastal Georgia	\$ 363,211	\$ 651,204	\$ 912,147	\$ 851,821	\$ 796,406	\$ 556,424	\$ 557,036	\$ 4,688,249
Augusta University	\$ 427,991	\$ 559,542	\$ 787,094	\$ 764,050	\$ 622,877	\$ 732,405	\$ 628,137	\$ 4,522,096
Dalton State College	\$ 520,429	\$ 816,703	\$ 832,965	\$ 799,513	\$ 591,202	\$ 522,125	\$ 401,088	\$ 4,484,025
South Georgia State College	\$ 574,216	\$ 715,511	\$ 845,503	\$ 844,434	\$ 633,129	\$ 390,611	\$ 328,871	\$ 4,332,275
Georgia Highlands College	\$ 404,078	\$ 654,571	\$ 580,780	\$ 797,770	\$ 567,875	\$ 521,887	\$ 467,853	\$ 3,994,814
Abraham Baldwin Agricultural College	\$ 305,350	\$ 428,430	\$ 443,945	\$ 906,583	\$ 707,760	\$ 518,180	\$ 527,429	\$ 3,837,676
Albany State University	\$ 90,418	\$ 64,224	\$ 895,532	\$ 974,169	\$ 775,476	\$ 409,210	\$ 312,242	\$ 3,521,271
Valdosta State University	\$ 169,014	\$ 412,607	\$ 543,450	\$ 669,968	\$ 553,666	\$ 418,979	\$ 583,899	\$ 3,351,582
East Georgia State College	\$ 200,563	\$ 524,985	\$ 661,231	\$ 650,205	\$ 408,038	\$ 318,983	\$ 274,467	\$ 3,038,471
Georgia Southwestern State University	\$ 162,230	\$ 302,734	\$ 560,792	\$ 578,032	\$ 472,303	\$ 462,095	\$ 481,566	\$ 3,019,752
Bainbridge State College	\$ 778,646	\$ 1,270,661	\$ 878,268	\$ 80,272				\$ 3,007,848
Savannah State University	\$ 268,433	\$ 338,035	\$ 467,554	\$ 490,044	\$ 282,200	\$ 260,140	\$ 218,645	\$ 2,325,051
Atlanta Metropolitan State College	\$ 388,334	\$ 418,173	\$ 499,908	\$ 439,486	\$ 266,008	\$ 10,713	\$ 219,774	\$ 2,242,396
Georgia Perimeter College	\$ 1,915,141	\$ 133,802						\$ 2,048,943
Georgia College & State University	\$ 210,170	\$ 326,869	\$ 259,428	\$ 257,163	\$ 152,782	\$ 114,083	\$ 153,456	\$ 1,473,952
University Of Georgia	\$ 132,839	\$ 121,948	\$ 140,767	\$ 139,028	\$ 226,997	\$ 243,196	\$ 250,368	\$ 1,255,143
Armstrong Atlantic State University	\$ 163,366	\$ 361,546	\$ 611,728	\$ 34,084				\$ 1,170,724
Darton State College	\$ 443,356	\$ 557,197	\$ 79,193					\$ 1,079,746
Fort Valley State University	\$ 79,346	\$ 58,403	\$ 15,709	\$ 62,173	\$ 123,202	\$ 50,809	\$ 63,089	\$ 452,730
University System of Georgia Total	\$ 20,087,336	\$ 26,345,125	\$ 31,000,283	\$ 33,616,187	\$ 29,526,907	\$ 25,681,082	\$ 25,496,905	\$ 191,753,825

Dual Enrollment Awards – Total Funds - TCSG

Institution Name	FY2016	FY2017	FY2018	FY2019	FY2020	FY2021	FY2022	Total FY2016-FY2022
Georgia Northwestern Technical College	\$ 2,174,151	\$ 2,845,638	\$ 2,652,178	\$ 3,305,014	\$ 3,134,154	\$ 2,151,100	\$ 2,204,900	\$ 18,467,135
Central Georgia Technical College	\$ 1,351,312	\$ 1,554,754	\$ 2,266,274	\$ 2,954,978	\$ 3,021,026	\$ 2,197,800	\$ 3,577,300	\$ 16,923,444
Chattahoochee Technical College	\$ 1,232,918	\$ 2,145,316	\$ 2,969,796	\$ 3,556,972	\$ 2,868,126	\$ 1,922,000	\$ 1,655,900	\$ 16,351,028
Coastal Pines Technical College	\$ 1,085,578	\$ 1,873,276	\$ 2,372,026	\$ 3,164,056	\$ 3,292,634	\$ 2,240,500	\$ 2,142,400	\$ 16,170,470
West Georgia Technical College	\$ 1,633,058	\$ 2,243,662	\$ 2,745,678	\$ 3,104,494	\$ 2,724,500	\$ 1,841,600	\$ 1,767,000	\$ 16,059,992
Wiregrass Georgia Technical College	\$ 1,513,858	\$ 2,010,714	\$ 2,251,202	\$ 3,347,098	\$ 2,881,218	\$ 1,502,984	\$ 1,376,500	\$ 14,883,574
Southern Regional Technical College	\$ 1,588,468	\$ 1,670,288	\$ 2,223,346	\$ 2,650,926	\$ 2,780,098	\$ 1,599,400	\$ 1,619,100	\$ 14,131,626
Gwinnett Technical College	\$ 899,294	\$ 1,658,036	\$ 2,322,050	\$ 2,634,828	\$ 2,720,402	\$ 2,036,100	\$ 1,447,400	\$ 13,718,110
Southern Crescent Technical College	\$ 816,180	\$ 957,892	\$ 1,377,506	\$ 1,806,464	\$ 1,840,950	\$ 1,385,500	\$ 1,141,900	\$ 9,326,392
Georgia Piedmont Technical College	\$ 824,991	\$ 1,134,828	\$ 1,924,452	\$ 2,023,981	\$ 1,519,598	\$ 781,500	\$ 602,950	\$ 8,812,300
Lanier Technical College	\$ 396,854	\$ 676,734	\$ 1,013,784	\$ 1,483,168	\$ 1,647,498	\$ 1,501,200	\$ 1,490,500	\$ 8,209,738
Athens Technical College	\$ 528,132	\$ 735,904	\$ 952,300	\$ 1,290,058	\$ 1,273,032	\$ 871,200	\$ 773,950	\$ 6,424,576
Albany Technical College	\$ 475,759	\$ 640,501	\$ 848,866	\$ 1,219,418	\$ 1,186,640	\$ 801,900	\$ 295,500	\$ 5,468,584
Columbus Technical College	\$ 1,123,954	\$ 767,646	\$ 709,984	\$ 962,750	\$ 1,010,010	\$ 494,600	\$ 393,950	\$ 5,462,894
Savannah Technical College	\$ 654,754	\$ 859,100	\$ 838,238	\$ 942,690	\$ 912,660	\$ 542,000	\$ 608,500	\$ 5,357,942
Southeastern Technical College	\$ 434,662	\$ 401,906	\$ 643,242	\$ 960,780	\$ 858,648	\$ 675,700	\$ 753,800	\$ 4,728,738
Augusta Technical College	\$ 372,456	\$ 538,524	\$ 684,254	\$ 825,266	\$ 865,760	\$ 459,300	\$ 444,300	\$ 4,189,860
South Georgia Technical College	\$ 501,376	\$ 655,200	\$ 676,438	\$ 855,888	\$ 670,878	\$ 392,500	\$ 375,600	\$ 4,127,880
North Georgia Technical College	\$ 338,102	\$ 576,652	\$ 643,576	\$ 714,484	\$ 638,378	\$ 521,400	\$ 555,900	\$ 3,988,492
Ogeechee Technical College	\$ 382,046	\$ 358,306	\$ 434,142	\$ 531,156	\$ 452,750	\$ 432,700	\$ 376,800	\$ 2,967,900
Oconee Fall Line Technical College	\$ 193,834	\$ 418,862	\$ 520,280	\$ 423,934	\$ 420,966	\$ 302,000	\$ 332,200	\$ 2,612,076
Atlanta Technical College	\$ 307,725	\$ 438,828	\$ 300,565	\$ 378,492	\$ 445,622	\$ 240,900	\$ 210,300	\$ 2,322,432
Technical College System of Georgia Total	\$ 18,829,462	\$ 25,162,567	\$ 31,370,177	\$ 39,136,895	\$ 37,165,548	\$ 24,893,884	\$ 24,146,650	\$ 200,705,183

Dual Enrollment Awards – Total Funds – Private PSI’s

Institution Name	FY2016	FY2017	FY2018	FY2019	FY2020	FY2021	FY2022	Total FY2016-FY2022
Georgia Military College	\$ 2,905,018	\$ 5,670,646	\$ 9,994,162	\$ 13,592,058	\$ 13,312,753	\$ 8,947,573	\$ 8,305,160	\$ 62,727,370
Truett McConnell University	\$ 3,391,500	\$ 4,128,375	\$ 5,068,925	\$ 6,229,975	\$ 5,614,850	\$ 4,610,500	\$ 4,035,000	\$ 33,079,125
Point University	\$ 841,260	\$ 2,266,925	\$ 3,021,950	\$ 4,181,800	\$ 3,990,750	\$ 2,530,750	\$ 2,213,225	\$ 19,046,660
Toccoa Falls College	\$ 665,150	\$ 1,631,175	\$ 2,023,300	\$ 2,810,675	\$ 3,262,125	\$ 2,580,000	\$ 2,761,750	\$ 15,734,175
Young Harris College	\$ 72,775	\$ 299,300	\$ 561,800	\$ 1,081,000	\$ 1,223,700	\$ 1,161,250	\$ 1,302,500	\$ 5,702,325
Brewton-Parker College	\$ 476,800	\$ 744,925	\$ 794,675	\$ 1,046,450	\$ 828,275	\$ 590,750	\$ 586,500	\$ 5,068,375
Emmanuel College	\$ 489,525	\$ 717,515	\$ 726,895	\$ 559,458	\$ 455,186	\$ 281,898	\$ 257,875	\$ 3,488,352
Shorter University	\$ 77,938	\$ 233,800	\$ 399,025	\$ 421,700	\$ 544,450	\$ 363,500	\$ 358,000	\$ 2,398,413
Devry University	\$ 366,000	\$ 419,350	\$ 439,660	\$ 329,010	\$ 355,750	\$ 130,250	\$ 61,000	\$ 2,101,020
Thomas University	\$ 305,925	\$ 239,675	\$ 245,750	\$ 254,875	\$ 168,700	\$ 141,500	\$ 162,750	\$ 1,519,175
Reinhardt University	\$ 107,300	\$ 261,595	\$ 198,475	\$ 278,850	\$ 229,750	\$ 168,250	\$ 194,500	\$ 1,438,720
Embry-Riddle Aeronautical University		\$ 72,425	\$ 171,325	\$ 297,550	\$ 293,875	\$ 136,500	\$ 143,250	\$ 1,114,925
Herzing University				\$ 147,000	\$ 368,250	\$ 327,750	\$ 54,750	\$ 897,750
Wesleyan College	\$ 6,975	\$ 15,525	\$ 21,775	\$ 263,050	\$ 229,500	\$ 210,000	\$ 148,750	\$ 895,575
Brenau University	\$ 3,400	\$ 852	\$ 41,025	\$ 143,700	\$ 188,450	\$ 254,250	\$ 261,563	\$ 893,240
Paine College	\$ 25,500	\$ 209,175	\$ 122,625	\$ 59,200	\$ 21,750	\$ 18,750	\$ 19,500	\$ 476,500
Piedmont College	\$ 70,400	\$ 44,550	\$ 48,975	\$ 94,975	\$ 50,000	\$ 61,350	\$ 52,100	\$ 422,350
Oglethorpe University			\$ 6,750	\$ 19,875	\$ 73,500	\$ 103,250	\$ 87,000	\$ 290,375
Andrew College	\$ 9,575	\$ 35,225	\$ 52,225	\$ 19,625	\$ 15,500	\$ 27,000	\$ 5,000	\$ 164,150
Berry College	\$ 11,200	\$ 4,950	\$ 12,925	\$ 26,675	\$ 23,250	\$ 17,500	\$ 3,000	\$ 99,500
Clark Atlanta University					\$ 27,000	\$ 13,500	\$ 22,500	\$ 63,000
Mercer University					\$ 15,750	\$ 17,000	\$ 20,462	\$ 53,212
LaGrange College				\$ 21,475	\$ 8,500	\$ 12,250	\$ 10,500	\$ 52,725
Private Institutions Total	\$ 9,826,241	\$ 16,995,983	\$ 23,952,242	\$ 31,878,976	\$ 31,301,614	\$ 22,705,321	\$ 21,066,635	\$ 157,727,012

SB 86 – Program Modifications

Revisions to the HOPE and Zell Miller Grants, Dual Enrollment Programs

Public high school students in grades 10, 11 or 12 who are pursuing their high school graduation through the Accelerated Career Diploma option may use HOPE Grant hours before reaching their Dual Enrollment funding cap of 30 semester hours.

Updating GADOE's graduation option formally known as SB2/Option B to "Accelerated Career Diploma."

Postsecondary Institutions must identify Accelerated Career Diploma students in invoicing for HOPE Grant, Zell Miller Grant, and Dual Enrollment funds.

FY2024 Dual Enrollment Award Amounts



Dual Enrollment Award Amounts for Fiscal Year 2024

The award amounts shown are for the Fall 2023 through Summer 2024 terms. Summer 2023 award amounts are based on FY 2023 rates. Final eligibility and award amount is determined by the college or university.

Tuition Allowance FY 2024																
University System of Georgia	Per Hour Rate	1	2	3	4	5	6	7	8	9	10	11	12	13	14	15
Abraham Baldwin Agricultural College	\$106.80	\$106.80	\$213.60	\$320.40	\$427.20	\$534.00	\$640.80	\$747.60	\$854.40	\$961.20	\$1,068.00	\$1,174.80	\$1,281.60	\$1,388.40	\$1,495.20	\$1,602.00
Albany State University (Four Year Degree)	\$169.33	\$169.33	\$338.66	\$507.99	\$677.32	\$846.65	\$1,015.98	\$1,185.31	\$1,354.64	\$1,523.97	\$1,693.30	\$1,862.63	\$2,031.96	\$2,201.29	\$2,370.62	\$2,540.00
Albany State University (Two Year Degree)	\$95.00	\$95.00	\$190.00	\$285.00	\$380.00	\$475.00	\$570.00	\$665.00	\$760.00	\$855.00	\$950.00	\$1,045.00	\$1,140.00	\$1,235.00	\$1,330.00	\$1,425.00
Atlanta Metropolitan State College	\$101.07	\$101.07	\$202.14	\$303.21	\$404.28	\$505.35	\$606.42	\$707.49	\$808.56	\$909.63	\$1,010.70	\$1,111.77	\$1,212.84	\$1,313.91	\$1,414.98	\$1,516.00
Augusta University	\$229.73	\$229.73	\$459.46	\$689.19	\$918.92	\$1,148.65	\$1,378.38	\$1,608.11	\$1,837.84	\$2,067.57	\$2,297.30	\$2,527.03	\$2,756.76	\$2,986.49	\$3,216.22	\$3,446.00
Clayton State University	\$169.33	\$169.33	\$338.66	\$507.99	\$677.32	\$846.65	\$1,015.98	\$1,185.31	\$1,354.64	\$1,523.97	\$1,693.30	\$1,862.63	\$2,031.96	\$2,201.29	\$2,370.62	\$2,540.00
College of Coastal Georgia	\$106.80	\$106.80	\$213.60	\$320.40	\$427.20	\$534.00	\$640.80	\$747.60	\$854.40	\$961.20	\$1,068.00	\$1,174.80	\$1,281.60	\$1,388.40	\$1,495.20	\$1,602.00
Columbus State University	\$182.13	\$182.13	\$364.26	\$546.39	\$728.52	\$910.65	\$1,092.78	\$1,274.91	\$1,457.04	\$1,639.17	\$1,821.30	\$2,003.43	\$2,185.56	\$2,367.69	\$2,549.82	\$2,732.00
Dalton State College	\$106.80	\$106.80	\$213.60	\$320.40	\$427.20	\$534.00	\$640.80	\$747.60	\$854.40	\$961.20	\$1,068.00	\$1,174.80	\$1,281.60	\$1,388.40	\$1,495.20	\$1,602.00
East Georgia State College	\$95.00	\$95.00	\$190.00	\$285.00	\$380.00	\$475.00	\$570.00	\$665.00	\$760.00	\$855.00	\$950.00	\$1,045.00	\$1,140.00	\$1,235.00	\$1,330.00	\$1,425.00
Fort Valley State University	\$169.33	\$169.33	\$338.66	\$507.99	\$677.32	\$846.65	\$1,015.98	\$1,185.31	\$1,354.64	\$1,523.97	\$1,693.30	\$1,862.63	\$2,031.96	\$2,201.29	\$2,370.62	\$2,540.00
Georgia College and State University	\$250.27	\$250.27	\$500.54	\$750.81	\$1,001.08	\$1,251.35	\$1,501.62	\$1,751.89	\$2,002.16	\$2,252.43	\$2,502.70	\$2,752.97	\$3,003.24	\$3,253.51	\$3,503.78	\$3,754.00
Georgia Gwinnett College	\$133.93	\$133.93	\$267.86	\$401.79	\$535.72	\$669.65	\$803.58	\$937.51	\$1,071.44	\$1,205.37	\$1,339.30	\$1,473.23	\$1,607.16	\$1,741.09	\$1,875.02	\$2,009.00
Georgia Highlands College	\$95.00	\$95.00	\$190.00	\$285.00	\$380.00	\$475.00	\$570.00	\$665.00	\$760.00	\$855.00	\$950.00	\$1,045.00	\$1,140.00	\$1,235.00	\$1,330.00	\$1,425.00
Georgia Institute of Technology	\$341.94	\$341.94	\$683.88	\$1,025.82	\$1,367.76	\$1,709.70	\$2,051.64	\$2,393.58	\$2,735.52	\$3,077.46	\$3,419.40	\$3,761.34	\$4,103.28	\$4,445.22	\$4,787.16	\$5,129.00
Georgia Southern University	\$182.13	\$182.13	\$364.26	\$546.39	\$728.52	\$910.65	\$1,092.78	\$1,274.91	\$1,457.04	\$1,639.17	\$1,821.30	\$2,003.43	\$2,185.56	\$2,367.69	\$2,549.82	\$2,732.00
Georgia Southwestern State University	\$169.33	\$169.33	\$338.66	\$507.99	\$677.32	\$846.65	\$1,015.98	\$1,185.31	\$1,354.64	\$1,523.97	\$1,693.30	\$1,862.63	\$2,031.96	\$2,201.29	\$2,370.62	\$2,540.00
Georgia State University	\$298.27	\$298.27	\$596.54	\$894.81	\$1,193.08	\$1,491.35	\$1,789.62	\$2,087.89	\$2,386.16	\$2,684.43	\$2,982.70	\$3,280.97	\$3,579.24	\$3,877.51	\$4,175.78	\$4,474.00
Georgia State University - Perimeter College	\$95.00	\$95.00	\$190.00	\$285.00	\$380.00	\$475.00	\$570.00	\$665.00	\$760.00	\$855.00	\$950.00	\$1,045.00	\$1,140.00	\$1,235.00	\$1,330.00	\$1,425.00
Gordon State College	\$106.80	\$106.80	\$213.60	\$320.40	\$427.20	\$534.00	\$640.80	\$747.60	\$854.40	\$961.20	\$1,068.00	\$1,174.80	\$1,281.60	\$1,388.40	\$1,495.20	\$1,602.00
Kennesaw State University	\$185.40	\$185.40	\$370.80	\$556.20	\$741.60	\$927.00	\$1,112.40	\$1,297.80	\$1,483.20	\$1,668.60	\$1,854.00	\$2,039.40	\$2,224.80	\$2,410.20	\$2,595.60	\$2,781.00
Middle Georgia State University	\$150.00	\$150.00	\$300.00	\$450.00	\$600.00	\$750.00	\$900.00	\$1,050.00	\$1,200.00	\$1,350.00	\$1,500.00	\$1,650.00	\$1,800.00	\$1,950.00	\$2,100.00	\$2,250.00
Savannah State University	\$169.33	\$169.33	\$338.66	\$507.99	\$677.32	\$846.65	\$1,015.98	\$1,185.31	\$1,354.64	\$1,523.97	\$1,693.30	\$1,862.63	\$2,031.96	\$2,201.29	\$2,370.62	\$2,540.00
South Georgia State College	\$95.00	\$95.00	\$190.00	\$285.00	\$380.00	\$475.00	\$570.00	\$665.00	\$760.00	\$855.00	\$950.00	\$1,045.00	\$1,140.00	\$1,235.00	\$1,330.00	\$1,425.00
University of Georgia	\$326.34	\$326.34	\$652.68	\$979.02	\$1,305.36	\$1,631.70	\$1,958.04	\$2,284.38	\$2,610.72	\$2,937.06	\$3,263.40	\$3,589.74	\$3,916.08	\$4,242.42	\$4,568.76	\$4,895.00
University of North Georgia (Four Year Degree)	\$186.53	\$186.53	\$373.06	\$559.59	\$746.12	\$932.65	\$1,119.18	\$1,305.71	\$1,492.24	\$1,678.77	\$1,865.30	\$2,051.83	\$2,238.36	\$2,424.89	\$2,611.42	\$2,798.00
University of North Georgia (Two Year Degree)	\$106.80	\$106.80	\$213.60	\$320.40	\$427.20	\$534.00	\$640.80	\$747.60	\$854.40	\$961.20	\$1,068.00	\$1,174.80	\$1,281.60	\$1,388.40	\$1,495.20	\$1,602.00
University of West Georgia	\$182.13	\$182.13	\$364.26	\$546.39	\$728.52	\$910.65	\$1,092.78	\$1,274.91	\$1,457.04	\$1,639.17	\$1,821.30	\$2,003.43	\$2,185.56	\$2,367.69	\$2,549.82	\$2,732.00
Valdosta State University	\$182.13	\$182.13	\$364.26	\$546.39	\$728.52	\$910.65	\$1,092.78	\$1,274.91	\$1,457.04	\$1,639.17	\$1,821.30	\$2,003.43	\$2,185.56	\$2,367.69	\$2,549.82	\$2,732.00
Technical College System of Georgia																
All TCSG Institutions	\$100.00	\$100.00	\$200.00	\$300.00	\$400.00	\$500.00	\$600.00	\$700.00	\$800.00	\$900.00	\$1,000.00	\$1,100.00	\$1,200.00	\$1,300.00	\$1,400.00	\$1,500.00
Eligible Private Postsecondary Institutions																
Eligible Private Postsecondary Institution (Semester)	\$250.00	\$250.00	\$500.00	\$750.00	\$1,000.00	\$1,250.00	\$1,500.00	\$1,750.00	\$2,000.00	\$2,250.00	\$2,500.00	\$2,750.00	\$3,000.00	\$3,250.00	\$3,500.00	\$3,750.00
Eligible Private Postsecondary Institutions (Quarter)	\$187.00	\$187.00	\$374.00	\$561.00	\$748.00	\$935.00	\$1,122.00	\$1,309.00	\$1,496.00	\$1,683.00	\$1,870.00	\$2,057.00	\$2,244.00	\$2,431.00	\$2,618.00	\$2,805.00

As of May, 2023

As of May, 2023

Contact Information



770.724.9001



lynne.riley@gsfc.org