

REOPENING YOUTH PROGRAMS AND CAMPS DURING THE COVID-19 PANDEMIC



The purpose of this tool is to assist directors or administrators in making decisions regarding youth programs and camps during the COVID-19 pandemic. It is important to check with state and local health officials and other partners to determine the most appropriate actions. Note: In areas requiring significant mitigation, youth programs and camps that remain open to serve the children of essential workers should refer to [Guidance for Child Care Programs that Remain Open](#).

Should you consider opening?

- ✓ Is the youth program or camp in a community no longer requiring significant mitigation?
- ✓ Will reopening be in compliance with state and local orders?
- ✓ Will the youth program or camp limit attendance to children and staff who live in the local area?
- ✓ Will the youth program or camp be ready to protect children and staff at higher risk for severe illness?

ANY
NO



ALL
YES



Are recommended safety actions in place?

- ✓ Promote healthy hygiene practices such as hand washing, staff wearing a cloth face covering
- ✓ Intensify cleaning, disinfection, and ventilation
- ✓ Ensure social distancing such as increased spacing, small groups, limited mixing between groups
- ✓ Limit sharing of items such as toys, belongings, supplies, and equipment
- ✓ Train all staff on safety actions

ANY
NO



ALL
YES



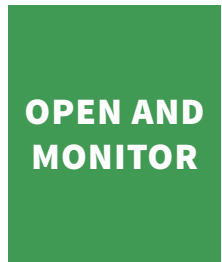
Is ongoing monitoring in place?

- ✓ Check for signs and symptoms in children and staff
- ✓ Encourage anyone who is sick to stay home
- ✓ Plan for if children or staff get sick
- ✓ Regularly communicate with local authorities, staff, and families
- ✓ Monitor child and staff absences and have flexible leave policies and practices
- ✓ Be ready to close if there are increased cases

ANY
NO



ALL
YES



REOPENING CHILD CARE PROGRAMS DURING THE COVID-19 PANDEMIC



The purpose of this tool is to assist administrators in making decisions regarding child care programs during the COVID-19 pandemic. It is important to check with state and local health officials and other partners to determine the most appropriate actions. Note: In areas requiring significant mitigation, child care programs that remain open to serve the children of essential workers should refer to [Guidance for Child Care Programs that Remain Open](#).

Should you consider opening?

- ✓ Is the child care center in a community no longer requiring significant mitigation?
- ✓ Will reopening be in compliance with state and local orders?
- ✓ Will the child care center be ready to protect children and staff at higher risk for severe illness?

ANY
NO



ALL
YES

Are recommended safety actions in place?

- ✓ Promote healthy hygiene practices such as hand washing, staff wearing a cloth face covering
- ✓ Intensify cleaning, sanitization, disinfection, and ventilation
- ✓ Ensure social distancing such as increased spacing, small groups, limited mixing between groups
- ✓ Limit sharing of items such as toys, belongings, supplies, and equipment
- ✓ Train all staff on safety actions

ANY
NO



ALL
YES

Is ongoing monitoring in place?

- ✓ Check for signs and symptoms of children and staff
- ✓ Encourage anyone who is sick to stay home
- ✓ Plan for if children or staff get sick
- ✓ Regularly communicate with local authorities, staff, and families
- ✓ Monitor child and staff absences and have flexible leave policies and practices
- ✓ Be ready to close if there are increased cases

ANY
NO



ALL
YES



REOPENING FAITH COMMUNITIES DURING THE COVID-19 PANDEMIC



The purpose of this tool is to assist leaders of faith communities in making decisions during the COVID-19 pandemic. It is important to check with state and local health officials and other partners to determine the most appropriate actions. When completing the decision tree, consider that faith communities may also provide social, educational, and child care services at their facility.

Should you consider having in-person gatherings?

- ✓ Is the facility in a community no longer requiring significant mitigation?
- ✓ Will reopening be in compliance with state and local orders?
- ✓ Will you be ready to protect staff and congregants at higher risk for severe illness?

ANY NO



DO NOT OFFER IN-PERSON GATHERINGS

ALL YES



Are recommended safety actions in place?

- ✓ Promote healthy hygiene practices such as hand washing, wearing a cloth face covering
- ✓ Intensify cleaning, disinfection, and ventilation
- ✓ Ensure social distancing such as no large gatherings, increased spacing, avoid holding hands, offer additional, smaller services
- ✓ Limit sharing of items such as worship aids and collection trays
- ✓ Offer virtual services if possible
- ✓ Train all staff and congregants on safety actions

ANY NO



MEET SAFEGUARDS BEFORE OFFERING IN-PERSON GATHERINGS

ALL YES



Is ongoing monitoring in place?

- ✓ Encourage staff and congregants who are sick to stay home
- ✓ Plan for if staff or congregants get sick at facility
- ✓ Regularly communicate with local authorities, staff, and congregants
- ✓ Monitor staff absences and have flexible leave policies and practices
- ✓ Be ready to cancel in-person gatherings if there are increased cases

ANY NO



MEET SAFEGUARDS BEFORE OFFERING IN-PERSON GATHERINGS

ALL YES



OFFER IN-PERSON GATHERINGS AND MONITOR

REOPENING MASS TRANSIT DURING THE COVID-19 PANDEMIC



The purpose of this tool is to assist mass transit administrators in making decisions during the COVID-19 pandemic. It is important to check with state and local health officials and other partners to determine the most appropriate actions. Note: Mass transit is critical for many Americans to commute to/from work and to access essential goods and services. In areas requiring significant mitigation, mass transit may need to remain open and certain routes prioritized. Follow these guidelines for [bus transit operators](#), [rail transit operators](#), [transit maintenance workers](#), and [transit station workers](#).

Should you consider resuming full service?

- ✓ Is the mass transit system offering service in an area not requiring significant mitigation?
- ✓ Will reopening be in compliance with state and local orders?
- ✓ Will the mass transit system be ready to protect employees at higher risk for severe illness?

ANY
NO



ALL
YES



Are recommended safety actions in place?

- ✓ Promote healthy hygiene practices such as hand washing, wearing a cloth face covering
- ✓ Intensify cleaning, disinfection, and ventilation
- ✓ Ensure social distancing such as increased spacing of passengers and employees, close every other row of seats, bus rear door entry/exit
- ✓ Adjust service schedules and policies, such as reduced occupancy of vehicles, increased service frequency for crowded routes
- ✓ Train all staff on safety actions

ANY
NO



ALL
YES



Is ongoing monitoring in place?

- ✓ Check for signs and symptoms of employees
- ✓ Encourage employees who are sick to stay home
- ✓ Plan for if an employee gets sick
- ✓ Regularly communicate with local authorities, employees, and the public
- ✓ Monitor employee absences and have flexible leave policies and practices
- ✓ Be ready to reduce services if there are increased cases

ANY
NO



ALL
YES



RESUME
FULL
SERVICE
AND
MONITOR

REOPENING RESTAURANTS AND BARS DURING THE COVID-19 PANDEMIC



The purpose of this tool is to assist businesses in the food service industry, such as restaurants and bars, in making decisions during the COVID-19 pandemic. It is important to check with state and local health officials and other partners to determine the most appropriate actions.

Should you consider opening?

- ✓ Is the restaurant or bar in a community no longer requiring significant mitigation*?
- ✓ Will reopening be in compliance with state and local orders?
- ✓ Will you be ready to protect employees at higher risk for severe illness?

ANY
NO



ALL
YES



Are recommended safety actions in place?

- ✓ Promote healthy hygiene practices such as hand washing, wearing a cloth face covering
- ✓ Intensify cleaning, sanitization, disinfection, and ventilation
- ✓ Ensure social distancing such as drive-through, delivery, curbside pick up, increasing spacing of tables/stools, limiting party sizes and occupancy, avoiding self-serve stations, restricting employee shared spaces, rotating or staggering shifts
- ✓ Train all staff on safety actions

ALL
YES



Is ongoing monitoring in place?

- ✓ Check for signs and symptoms of employees
- ✓ Encourage employees who are sick to stay home
- ✓ Plan for if an employee gets sick
- ✓ Regularly communicate with local authorities and employees
- ✓ Monitor staff absences and have flexible leave policies and practices
- ✓ Be ready to close if there are increased cases

ALL
YES



OPEN AND
MONITOR

ANY
NO



ANY
NO



*In areas with significant mitigation, limit services to drive-throughs, curbside take out, or delivery

REOPENING SCHOOLS DURING THE COVID-19 PANDEMIC



The purpose of this tool is to assist administrators in making decisions regarding K-12 schools during the COVID-19 pandemic. It is important to check with state and local health officials and other partners to determine the most appropriate actions.

Should you consider opening?

- ✓ Is the school in a community no longer requiring significant mitigation?
- ✓ Will reopening be in compliance with state and local orders?
- ✓ Will the school be ready to protect children and staff at higher risk for severe illness?

ANY
NO



ALL
YES



Are recommended safety actions in place?

- ✓ Promote healthy hygiene practices such as hand washing, teachers and staff wearing a cloth face covering
- ✓ Intensify cleaning, disinfection, and ventilation
- ✓ Ensure social distancing such as increased spacing, small groups, limited mixing between groups
- ✓ Limit sharing of items such as student's belongings, supplies, and equipment
- ✓ Train all staff on safety actions

ANY
NO



ALL
YES



Is ongoing monitoring in place?

- ✓ Check for signs and symptoms of students and staff
- ✓ Encourage anyone who is sick to stay home
- ✓ Plan for if students or staff get sick
- ✓ Regularly communicate with local authorities, staff, and families
- ✓ Monitor student and staff absences and have flexible leave policies and practices
- ✓ Be ready to close if there are increased cases

ANY
NO




ALL
YES



OPEN AND
MONITOR

REOPENING WORKPLACES DURING THE COVID-19 PANDEMIC



The purpose of this tool is to assist employers in making decisions during the COVID-19 pandemic, especially to protect vulnerable workers. It is important to check with state and local health officials and other partners to determine the most appropriate actions.

Should you consider opening?

- ✓ Is the workplace in a community no longer requiring significant mitigation*?
- ✓ Will reopening be in compliance with state and local orders?
- ✓ Will you be ready to protect employees at higher risk for severe illness?

ANY
NO



ALL
YES



Are recommended safety actions in place?

- ✓ Promote healthy hygiene practices such as hand washing, wearing a cloth face covering
- ✓ Intensify cleaning, disinfection, and ventilation
- ✓ Ensure social distancing such as installing physical barriers, changing layout of workspaces, encouraging telework, closing communal spaces, staggering shifts and breaks, no large events
- ✓ Limit travel and modify commuting practices
- ✓ Train all staff on safety actions

ANY
NO



ALL
YES



Is ongoing monitoring in place?

- ✓ Check for signs and symptoms of employees
- ✓ Encourage employees who are sick to stay home
- ✓ Plan for when an employee gets sick
- ✓ Regularly communicate with local authorities and employees
- ✓ Monitor staff absences and have flexible leave policies and practices
- ✓ Be ready to close if there are increased cases

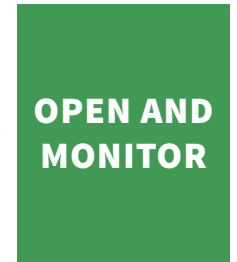
ANY
NO



ALL
YES



OPEN AND
MONITOR



*Or in an area with significant mitigation and providing essential, critical infrastructure