

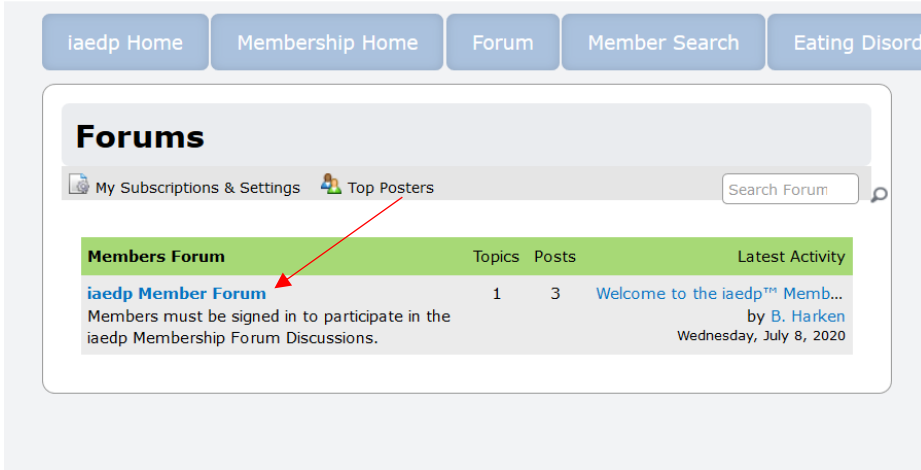
Accessing the Member Forum:

[Log into your profile](#)

The screenshot shows the top of the Member Portal. The iaedp Foundation logo is on the left. A red box with an arrow points to the 'Forum' link in the top navigation menu, with the text 'Click on Forum in the top menu'. Below the navigation menu, the 'Manage Profile' section is visible, containing links for 'Profile Home', 'Information & Settings' (with sub-links for 'Edit Bio' and 'Preferences'), and 'Invoicing, Payments & History' (with sub-links for 'Invoices' and 'Event Registrations'). On the right side, there are sections for 'My Profile', 'Latest News', and 'Calendar'.

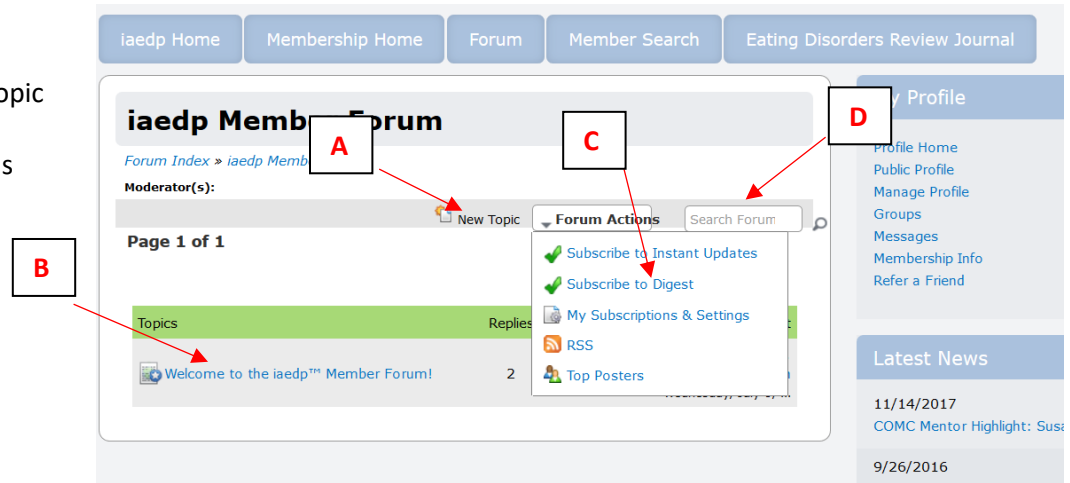
This screenshot shows the 'Enter Forum' page. It contains a list of guidelines for forum participation, including sharing research, seeking resources, and avoiding inappropriate content. A red box with an arrow points to the 'Enter Forum' button at the bottom, with the text 'Read through the guidelines and Enter the Forum to get started!'. The right side of the page features a 'Calendar' section with dates and events, a 'Featured Members' section, and a 'Newest Members' list.

Once in, you can click on “iaedp Member Forum”

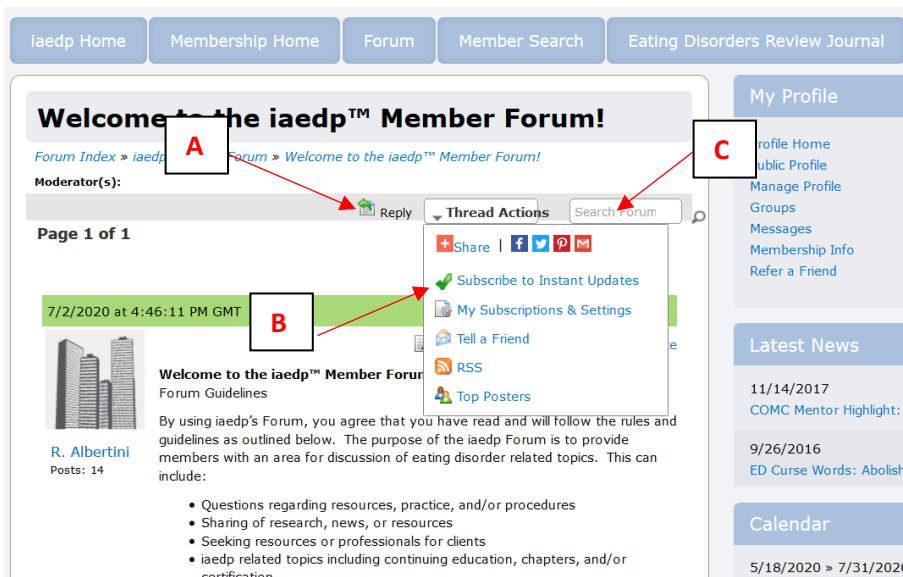


Then you can:

- A. Start a New Topic
- B. Click into the Existing Topic
- C. Subscribe to the Forum
- D. Search for specific terms



You can also subscribe to Topics only (rather than the full Forum). Best practice? Subscribe to “Instant Updates” on threads you post or reply on, and “Subscribe to Digest” for the Forum itself. That way you won’t miss a thing!



Once in an existing thread, you can:

- A. Reply
- B. Subscribe
- C. Search