

Table of Contents

Why Independent Colleges?	2-3	The University of Findlay	24	Oberlin College	44
Frequently Asked Questions	4-5	Franciscan University		Ohio Christian University	45
Financial Aid	6-8	of Steubenville	25	Ohio Dominican University	46
		Franklin University	26	Ohio Northern University	47
Ohio Independent College and University Profiles:		Good Samaritan College of Nursing & Health Science	27	Ohio Wesleyan University	48
Antioch College	9	Heidelberg University	28	Otterbein University	49
Art Academy of Cincinnati	10	Hiram College	29	University of Rio Grande	50
Ashland University	11	John Carroll University	30	Tiffin University	51
Aultman College	12	Kenyon College	31	Ursuline College	52
Baldwin Wallace University	13	Kettering College	32	Walsh University	53
Bluffton University	14	Lake Erie College	33	Wilberforce University	54
Capital University	15	Lourdes University	34	Wilmington College	55
Case Western Reserve University	16	Malone University	35	Wittenberg University	56
Cedarville University	17	Marietta College	36	The College of Wooster	57
The Christ College of Nursing & Health Sciences		Mercy College of Ohio	37	Xavier University	58
Cleveland Institute of Art	18	Mount Carmel College of Nursing	38		
Columbus College of Art & Design	19	Mount St. Joseph University	39	Degree Programs	60-87
University of Dayton	20	University of Mount Union	40	Athletics & Activities	88-91
Defiance College	21	Mount Vernon Nazarene University	41		
Denison University	22	Muskingum University	42		
	23	University of Northwestern Ohio	43		

Please go to each institution's website for details on how and when students are able to visit campus.

The Counselor's Guide to Ohio's Independent Colleges and Universities (September 2024, Vol. #36) is published annually by the Association of Independent Colleges and Universities of Ohio and its member institution Enrollment Leadership.

**41 South High Street, Suite 1690
Columbus, Ohio 43215
www.aicuo.edu**

AICUO Cover photo provided by University of Dayton

Why Independent Colleges?

Independent Graduates Have Better Post-Graduation Outcomes

Percent of bachelor's graduates employed, enrolled in graduate school, or serving in military



Average starting salary for bachelor's degree graduates

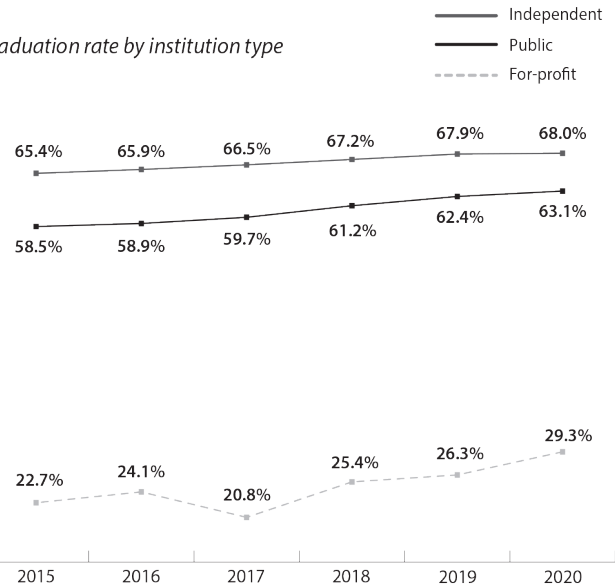


Source: National Association of Colleges and Employers. (2020).
First Destinations for the Class of 2020: Findings and Analysis.



Independents Lead in Graduation Rates

Graduation rate by institution type



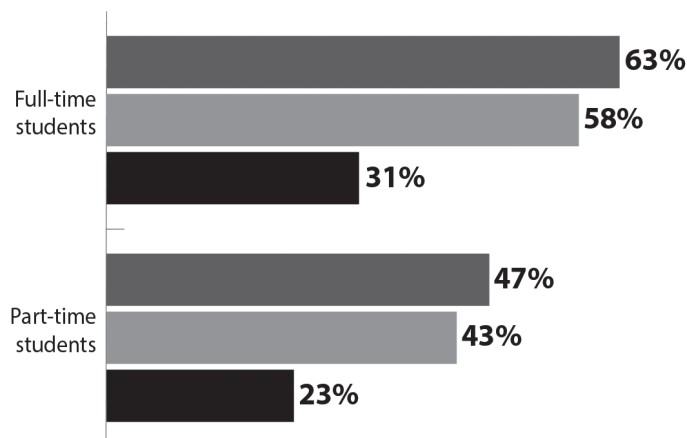
Note: The year reflects the deadline to graduate within six years, not the year of enrollment or the actual year of graduation
Source: USA Facts. (2022). College graduation rate at four-year institutions, within six years of start.



More Students Complete Their Degrees at Independents

Average eight-year undergraduate award (degree and certificate) completion rates enrolled at Ohio institutions by enrollment status and sector

■ AICUO Independents
■ Public Four-Year Main Campuses
■ Community Colleges

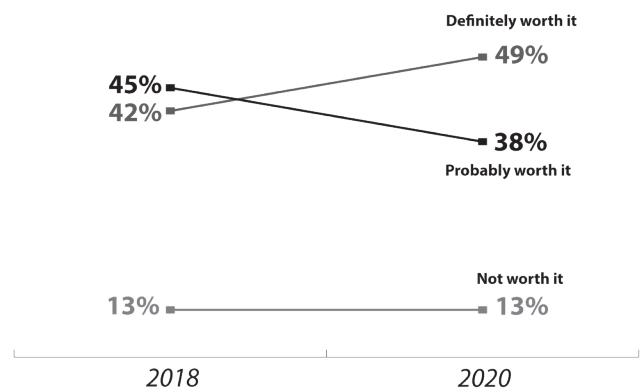


Source: IPEDS Outcome Measures. (2021).



More Employers Think College is Worthwhile

Employer responses on whether a college degree is worthwhile



Source: American Association for Colleges and Universities. (2021).
"How College Contributes to Workforce Success"

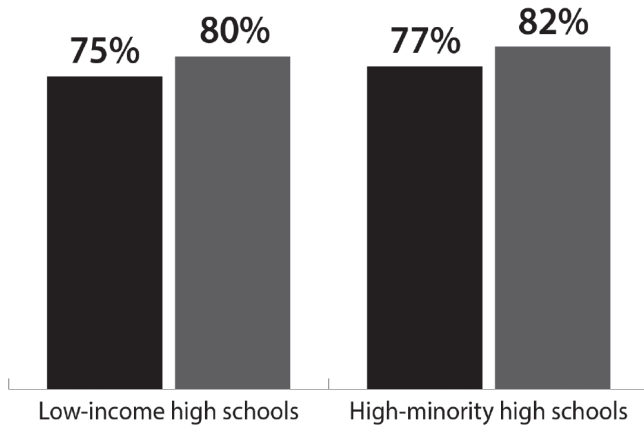


Why Independent Colleges?

Students Of Diverse Backgrounds Do Better At Independent Colleges

First-year persistence rates of 2020 high school graduates

Public
Independent

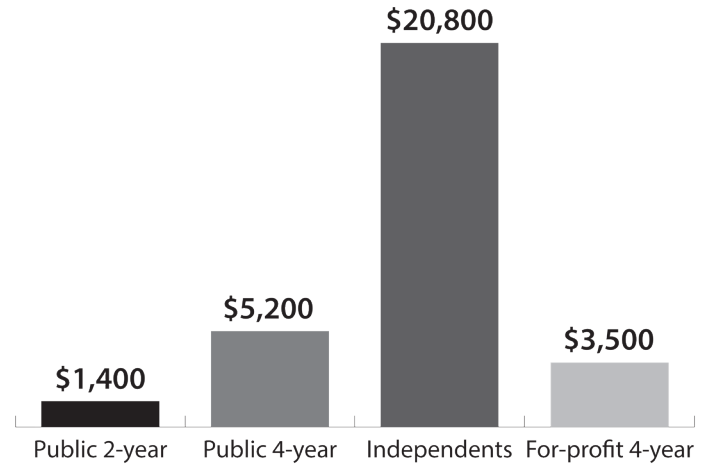


Source: National Student Clearinghouse Research Center. (2023, September 19). High School Benchmarks.



Independents Provide Most Grant Aid

Average institutional grant aid provided per student in 2019-2020



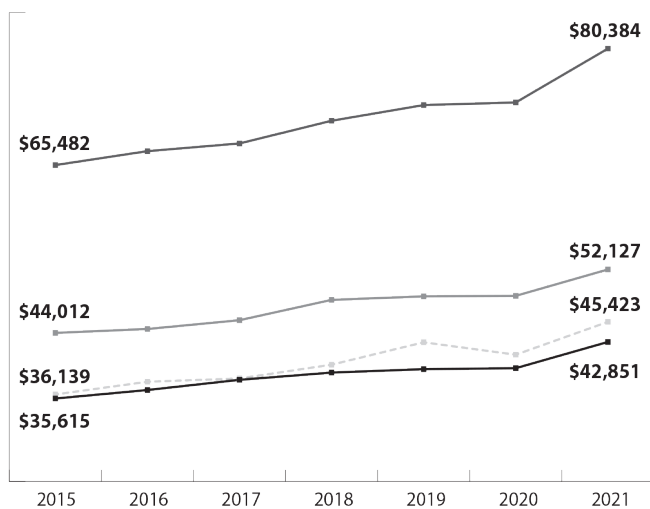
Source: Institute of Education Sciences. (July 2023). 2019-20 National Postsecondary Student Aid Study (NPSAS:20).



Bachelor Degree Holders Continue to Earn More

Mean earnings from 2015 to 2021, by educational attainment

— Bachelor's degree or higher
— Associate's degree
- - - Some college, no degree
— HS graduate



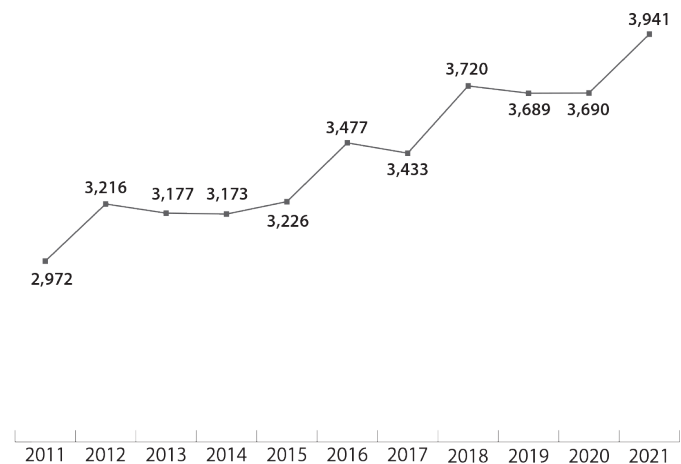
Source: Statista. (2021). Median weekly earnings of full-time wage and salary workers in the United States in 2021, by educational attainment.



Students Want to Attend AICUO Institutions

Applications grew by 33 percent over a decade

Average number of applications to AICUO member institutions



Note: Open admission institutions have been excluded from the dataset
Source: Integrated Postsecondary Education Data System



FAQ

	Antioch College	Art Academy of Cincinnati	Ashland University	Aultman College	Baldwin Wallace University	Bluffton University	Capital University	Case Western Reserve University	Cedarville University	Christ College of Nursing	Cleveland Institute of Art	Columbus College of Art & Design	University of Dayton	Defiance College	Denison University	The University of Findlay	Franciscan University of Steubenville	Franklin University	Good Samaritan College of Nursing	Heidelberg University	Hiram College	John Carroll University	Kenyon College	Kettering College	Lake Erie College
Do you require ACT writing?	N	N	N	N	N	N	N	N	N	N	N	N	N	N	N	N	N	N	N	N	N	N	N	N	N
Does your institution use ACT writing in the admissions decision process?	N	N	N	N	N	N	N	N	N	N	N	N	N	N	N	N	N	N	N	N	N	N	N	N	N
Does your institution use ACT subscores for placement?	N	N	Y	N	Y	Y	Y	N	Y	N	N	N	Y	Y	N	Y	N	Y	N	N	N	N	N	Y	N
Do you super score the ACT?	Y	N	N	N	Y	N	Y	Y	Y	N	Y	Y	Y	Y	Y	Y	N	N	N	Y	N	Y	Y	Y	Y
Do you super score the SAT?	Y	N	N	N	Y	N	Y	Y	Y	N	Y	Y	Y	Y	Y	Y	N	N	N	Y	N	Y	Y	N	Y
Does your institution super score for scholarships?	N	N	N	N	N	N	Y	Y	Y	N	Y	N	Y	Y	Y	Y	Y	N	Y	Y	N	Y	Y	N	Y
Do you accept either ACT or SAT?	Y	Y	Y	Y	Y	Y	Y	Y	Y	Y	Y	Y	Y	Y	Y	Y	Y	Y	Y	Y	N	Y	Y	Y	Y
Are you test optional?	Y	Y	Y	N	Y	Y	Y	Y	Y	Y	Y	Y	Y	Y	Y	Y	Y	Y	Y	Y	N	Y	Y	Y	Y
Do you require ACT/SAT directly from the testing agency?	N	Y	N	N	Y	N	N	N	N	Y	Y	Y	N	N	N	N	N	N	Y	N	N	N	N	N	N
Do you accept the Common Application?	Y	Y	Y	N	Y	Y	Y	Y	Y	N	Y	Y	Y	Y	Y	Y	N	N	N	Y	Y	Y	Y	N	Y
Do you accept electronic transcripts?	Y	Y	Y	Y	Y	Y	Y	Y	Y	Y	Y	Y	Y	Y	Y	Y	Y	Y	Y	Y	Y	Y	Y	Y	Y
Do you require letter(s) of recommendation?	Y	N	N	N	N	N	N	Y	N	N	N	N	N	N	Y	N	N	N	N	N	N	Y	Y	N	N
Does your institution offer athletic scholarships?	N	N	Y	N	N	N	N	N	Y	N	N	N	Y	Y	N	Y	N	N	N	N	N	N	N	N	Y
Do you offer full tuition scholarships?	Y	Y	Y	Y	N	Y	Y	Y	N	N	Y	N	Y	Y	Y	Y	Y	N	N	Y	N	Y	Y	N	Y
Are scholarships available beyond your application deadline?	Y	Y	Y	Y	Y	Y	Y	N	Y	N	Y	Y	Y	Y	N	Y	Y	N	N	Y	Y	Y	N	Y	Y
Does your institution allow prospective students to stay overnight in your residence halls?	Y	N	Y	N	Y	N	N	N	Y	N	N	N	N	Y	Y	N	N	N	N	Y	Y	N	N	N	N

FAQ

	Lourdes University	Malone University	Marietta College	Mercy College of Ohio	Mount Carmel College of Nursing	Mount St. Joseph University	University of Mount Union	Mount Vernon Nazarene University	Muskingum University	University of Northwestern Ohio	Oberlin College	Ohio Christian University	Ohio Dominican University	Ohio Northern University	Ohio Wesleyan University	Otterbein University	University of Rio Grande	Tiffin University	Ursuline College	Walsh University	Wilberforce University	Wilmington College	Wittenberg University	The College of Wooster	Xavier University	
	N	N	N	N	N	N	N	N	N	N	N	N	N	N	N	N	N	N	N	N	N	N	N	N	N	Do you require ACT writing?
	N	N	N	N	N	N	N	N	N	N	N	N	N	N	N	N	N	N	N	N	N	N	N	N	N	Does your institution use ACT writing in the admissions decision process?
	Y	Y	Y	Y	N	N	Y	Y	Y	Y	N	Y	N	Y	Y	Y	Y	Y	Y	Y	N	Y	Y	N	Y	Does your institution use ACT subscores for placement?
	Y	Y	Y	Y	N	Y	Y	N	N	N	Y	Y	Y	N	Y	N	N	N	Y	Y	Y	N	Y	Y	Y	Do you super score the ACT?
	Y	Y	Y	Y	N	Y	Y	N	N	N	Y	Y	Y	N	Y	N	N	N	Y	Y	Y	N	Y	Y	Y	Do you super score the SAT?
	N	Y	Y	Y	N	N	Y	N	N	N	Y	Y	Y	Y	N	N	N	N	Y	Y	Y	N	Y	Y	Y	Does your institution super score for scholarships?
	Y	Y	Y	Y	Y	Y	Y	Y	Y	Y	Y	Y	Y	Y	Y	Y	Y	Y	Y	Y	Y	Y	Y	Y	Y	Do you accept either ACT or SAT?
	Y	Y	Y	Y	Y	Y	Y	Y	Y	Y	Y	Y	Y	Y	Y	Y	Y	Y	Y	Y	Y	Y	Y	Y	Y	Are you test optional?
	N	N	N	N	N	N	N	N	N	N	N	N	N	N	N	N	N	N	N	N	Y	N	N	N	N	Do you require ACT/SAT directly from the testing agency?
	Y	Y	Y	N	N	Y	Y	Y	Y	N	Y	N	Y	Y	Y	Y	N	Y	Y	Y	Y	Y	Y	Y	Y	Do you accept the Common Application?
	Y	Y	Y	Y	Y	Y	Y	Y	Y	Y	Y	Y	Y	Y	Y	Y	Y	Y	Y	Y	Y	Y	Y	Y	Y	Do you accept electronic transcripts?
	N	N	Y	N	N	N	N	N	N	N	Y	N	N	N	N	N	N	N	N	N	Y	N	N	Y	Y	Do you require letter(s) of recommendation?
	Y	Y	N	N	N	N	N	Y	N	Y	N	Y	Y	N	N	N	Y	Y	Y	Y	Y	N	N	N	Y	Does your institution offer athletic scholarships?
	N	Y	Y	Y	N	Y	Y	Y	Y	Y	N	Y	Y	Y	Y	Y	Y	Y	Y	Y	N	Y	N	N	Y	Do you offer full tuition scholarships?
	Y	Y	Y	N	Y	Y	Y	Y	Y	Y	N	Y	Y	Y	Y	Y	Y	Y	Y	Y	Y	Y	Y	Y	Y	Are scholarships available beyond your application deadline?
	Y	Y	Y	N	N	Y	Y	Y	N	N	N	Y	N	Y	Y	Y	Y	Y	N	Y	N	Y	Y	Y	N	Does your institution allow prospective students to stay overnight in your residence halls?

How Do I Pay for College?

FAQ

How do I apply for financial aid?

AICUO's financial aid step-by-step guide provides an overview of the process. You can get started by filing your FASFA at fasfa.gov, which will make you eligible for federal (national), state, and institutional aid.

What types of financial aid are available to me?

Some types of aid are grants/scholarships, while others are loans. Aid can either be need-based or non-need-based (e.g., scholarships for academic achievement, athletics, and/or leadership). Check with the institutions in which you're interested to learn more about what types of aid they offer.

Why is there a difference in price between public and independent institutions?

The cost of providing higher education is generally the same at independent institutions as public. For example, both types of institutions incur costs associated with building and maintaining classrooms, computer facilities, and libraries; paying faculty salaries; and providing career and counseling services. However, independent institutions charge a higher price, or tuition, because they do not receive an instructional subsidy from the state of Ohio.

How much of the total listed tuition cost will I pay?

It depends on which institution you apply to, but more than 80 percent of first-year students at independents received an aid package from their institution in addition to aid from federal and state governments. The average institutional aid package covered over half the cost of tuition as of 2023.

FINANCIAL AID STEP BY STEP

Step 1: Complete the Free Application for Federal Student Aid (FAFSA) at fafsa.gov.

The FAFSA is used to determine your eligibility for federal, state, and institutional aid, such as Pell Grants and Work Study. This video tutorial provides an overview of the process:

<https://bit.ly/usfafsaprocess24-25>.

Step 2: Complete the College Scholarship Services (CSS) Financial Aid Profile.

Use the sign on link at cssprofile.collegeboard.org to create a profile. Many colleges, including some of Ohio independents, use this tool to help determine eligibility for financial aid.

Step 3: Review the FAFSA Submission Survey from the U.S. Department of Education.

You will receive an email after submitting your FAFSA form instructing you to access an online copy of your FAFSA Submission Summary, which will include your Student Aid Index (SAI). The SAI is used by schools to calculate how much and what types of financial aid you are eligible for.

Step 4: Review the financial aid offers from the schools you listed on the FAFSA.

Most colleges will send your financial aid offer around the same time as your admission offer. Closely read the materials your school provides and ask any questions you have to an admission counselor.

Step 5: Accept the financial aid award offered by the school you plan to attend.

Step 6: Let your school know if you receive outside scholarships and grants.

You can search for local scholarships through employers, government and community organizations, or by using online scholarship databases.

Step 7: Complete any forms required to secure the aid awarded by your school.

How Do I Pay for College?

What is the Student Aid Index (SAI) and why is it important?

Your SAI is an index number that’s calculated using the information that you and your contributors provide on the FAFSA form. Your SAI can range anywhere from –1500 to 999999. Note that it is not a dollar amount. Once your college, career school, or trade school knows your SAI, they will use it to calculate how much and what types of financial aid you are eligible to receive.

Most of the tax information used to calculate the SAI is transferred directly from the IRS into the FAFSA form. The calculation uses information from your tax return as well as the net worth of your assets. Your SAI will be listed on your FAFSA Submission Summary. The FAFSA Submission Summary is a paper or electronic document from the U.S. Department of Education that gives basic estimates about the student’s eligibility for federal student aid. The Federal Student Aid Estimator provides an estimate of how much federal student aid the student may be eligible to receive.

SAI Scores		
What Does An SAI of -1500 Mean?	What Is A High SAI?	What is a Low SAI
An SAI of -1500 is the lowest possible SAI score. It means that you’re eligible for a full Pell Grant, and will likely qualify for other need-based financial aid.	The SAI has no upper limit. However, once your SAI exceeds 30,000, it’s very unlikely you’ll receive any type of need-based financial aid.	The lowest SAI is -1500. However, an SAI from -1500 to 0 is all considered the same and qualified for a full Pell Grant.

Independent College Tuition and Fees 2024-2025

Lowest tuition	\$9,552	Number below \$20,000.....	7
Average tuition	\$35,913	Average aid package for freshmen	\$27,593
Highest tuition.....	\$71,220	Percent of freshmen receiving financial aid	97%
Number below average tuition	25	Number of schools without an application fee	40

How Do I Pay for College?

Common Financial Aid Awards for Ohio Students

This is not an exhaustive list of the financial aid available in Ohio, but it provides an overview of the most common types of awards students may receive. For more information on these awards or to learn about other financial aid opportunities, talk to an admissions officer or your high school counselor. File your FAFSA as early as possible to ensure your eligibility for financial aid.

Award Name	Award Range	Type	Eligibility
Ohio College Opportunity Grant (OCOG)	\$5,000 per year, enrollment status dependent	Grant	Must be an Ohio resident with an EFC of less than \$3,750 (or AGI equivalent) and maximum household income of less than \$96,000
Choose Ohio First Scholarships	Varies by institution	Grant	Must be first-year undergraduate, Ohio resident and majoring in STEM at a participating institution
Governor's Merit Scholarship	\$5,000 per year, up to four years	Grant	Top 5 percent of each public or chartered nonpublic high school's graduating class.
Pell Grant	Up to \$7,395 per year	Grant	Undergraduate student with exceptional financial need (determined after filing FAFSA)
Federal Supplemental Education Opportunity Grant (FSEOG)	Up to \$4,000 per year	Grant	Undergraduate student with exceptional financial need who has not earned a Bachelor's degree
Work-Study	At least federal minimum wage	Employment	Enrolled at a participating institution and demonstrated financial need (determined after filing FAFSA)
Parent Loan for Undergraduate Students (PLUS)	Maximum is the cost of attendance minus all other financial aid	Loan; 8.05% interest rate	Available only to biological or adoptive parent of dependent undergraduate students
Direct Subsidized Loans	Between \$3,500 to \$5,500 per year, depending on year and dependency status	Loan; 5.50% interest rate; does not accrue interest while enrolled at least half-time	Undergraduate students with financial need (determined after filing FAFSA)
Direct Unsubsidized Loans	Between \$5,500 to \$12,500 per year, depending on year and dependency status	Loan; 5.50% interest rate	Amount determined based on cost of attendance and other financial aid



Fall Enrollment 2023

Full-time Undergraduates	127
Part-time Undergraduates	0
Total Undergraduate Enrollment	127
Total Graduate Enrollment	0
Percentage Undergraduate Men	30%
Percentage Undergraduate Women	70%
Percentage Undergraduate Minorities	50%
Average Class Size	10
Student to Faculty Ratio	6:1

Fall 2023 Freshmen Profile

Middle 50% ACT Composite	N/A
Middle 50% SAT Reading	N/A
Middle 50% SAT Math	N/A
Average Freshmen GPA	N/A
Number in Freshmen Class	44
Percentage of Freshmen Receiving Aid	100%
Average Financial Aid for Freshmen	\$34,884

Campus Life

Religious Affiliation	N/A
Campus Setting	Town:Fringe
Academic Calendar	Quarter
Minority/Multicultural Programs	Yes
Contact Name, Email	sihle@antiochcollege.edu
Student Organizations	Yes
Fraternities and Sororities	No
Intramural Sports	
Men	Yes
Women	Yes

Housing

Guaranteed Housing if Matriculation	Yes
Free Paid by May 1	
Percentage of Full-Time Undergraduates	90%
Living on Campus	

Admission Information (2024-2025)

Early Decision	Yes
Apply by	Nov. 15
Admission Notification by	Dec. 15
Regular Admission	
Apply by	Rolling
Admission Notification by	Rolling
Application Fee	\$0
Application Fee Waiver	N/A
Online Application Fee	\$0
Deferred Admission	Yes
Early Admission (after junior year)	N/A
Candidates Reply Date	N/A
Tuition Deposit	\$450

Financial Aid Information

Director of Financial Aid	Alina Olson
Phone Number	(937) 319-6082 x6016
Email	aolsen@antiochcollege.edu
CSS Financial Aid Profile	No
Institutional Financial Aid Form	No
Application Deadline	Rolling
Financial Aid Award Announcement	Rolling
Scholarship Website	www.antiochcollege.edu/admission/financial-aid/types-of-aid/

Athletics

Athletic Division	N/A
Athletic Scholarships	No

Learning Disabled Students

LD Formal Program Available	No
Limited Support Services Only	Yes

Other Information

Can high school students enroll in CCP at your institution?	No
International Baccalaureate	No
ASL as a foreign language credit	No

Cost for Academic Year 2024-2025

Tuition	\$35,949
Room and Board	\$7,640
Required Fees	\$1,194
Total	\$44,783
Average grant aid awarded to undergraduates (23-24)	\$29,687

Contact Information:

Antioch College

Shane Creepingbear, Dean of Admissions and Dean of Community and External Relations

Phone: (937) 319-6082

Email: screepingbear@antiochcollege.edu Web: antiochcollege.edu/admission/



Art Academy of Cincinnati

College of Art & Design

Fall Enrollment 2023

Full-time Undergraduates	245
Part-time Undergraduates	10
Total Undergraduate Enrollment	255
Total Graduate Enrollment	4
Percentage Undergraduate Men	24%
Percentage Undergraduate Women	76%
Percentage Undergraduate Minorities	33%
Average Class Size	13
Student to Faculty Ratio	11:1

Fall 2023 Freshmen Profile

Middle 50% ACT Composite	N/A
Middle 50% SAT Reading	N/A
Middle 50% SAT Math	N/A
Average Freshmen GPA	2.7
Number in Freshmen Class	57
Percentage of Freshmen Receiving Aid	100%
Average Financial Aid for Freshmen	\$16,734

Campus Life

Religious Affiliation	N/A
Campus Setting	City: Large
Academic Calendar	Semester
Minority/Multicultural Programs	Yes
Contact Name, Email	
Student Organizations	Yes
Fraternities and Sororities	No
Intramural Sports	No
Men	No
Women	No

Housing

Guaranteed Housing if Matriculation	No
Free Paid by May 1	
Percentage of Full-Time Undergraduates	46%
Living on Campus	

Admission Information (2024-2025)

Early Decision	No
Apply by	May 1
Admission Notification by	N/A
Regular Admission	
Apply by	Jul. 1
Admission Notification by	Rolling
Application Fee	\$0
Application Fee Waiver	N/A
Online Application Fee	\$0
Deferred Admission	Yes
Early Admission (after junior year)	N/A
Candidates Reply Date	Jul. 1
Tuition Deposit	\$75

Financial Aid Information

Director of Financial Aid	Frances Hutchinson
Phone Number	(513) 562-8773
Email	financialaid@artacademy.edu
CSS Financial Aid Profile	No
Institutional Financial Aid Form	Required or Profile
Application Deadline	Rolling
Financial Aid Award Announcement	Rolling
Scholarship Website	https://www.artacademy.edu/money-matters/scholarships/

Athletics

Athletic Division	N/A
Athletic Scholarships	No

Learning Disabled Students

LD Formal Program Available	No
Limited Support Services Only	Yes

Other Information

Can high school students enroll in CCP at your institution?	No
International Baccalaureate	Yes
ASL as a foreign language credit	No

Cost for Academic Year 2024-2025

Tuition	\$38,625
Room and Board	\$8,060
Required Fees	\$2,750
Total	\$49,435
Average grant aid awarded to undergraduates (23-24)	\$2,482

Contact Information:

Art Academy of Cincinnati

Brevyn Fleming, Associate Director of Admissions

Phone: (513) 562-8754

Email: admissions@artacademy.edu Web: artacademy.edu/admissions

ASHLAND UNIVERSITY

Fall Enrollment 2023

Full-time Undergraduates	2,455
Part-time Undergraduates	2,466
Total Undergraduate Enrollment	4,921
Total Graduate Enrollment	1,279
Percentage Undergraduate Men	60%
Percentage Undergraduate Women	40%
Percentage Undergraduate Minorities	25%
Average Class Size	18
Student to Faculty Ratio	15:1

Fall 2023 Freshmen Profile

Middle 50% ACT Composite	20-26
Middle 50% SAT Reading	510-620
Middle 50% SAT Math	530-660
Average Freshmen GPA	3.6
Number in Freshmen Class	508
Percentage of Freshmen Receiving Aid	84%
Average Financial Aid for Freshmen	\$27,843

Campus Life

Religious Affiliation	Brethren Church
Campus Setting	Town:Fringe
Academic Calendar	Semester
Minority/Multicultural Programs	Yes
Contact Name, Email	Nicole Dyer
Student Organizations	Yes
Fraternities and Sororities	Yes
Intramural Sports	Yes
Men	Yes
Women	Yes

Housing

Guaranteed Housing if Matriculation	Yes
Free Paid by May 1	
Percentage of Full-Time Undergraduates	60%
Living on Campus	

Admission Information (2024-2025)

Early Decision	No
Apply by	N/A
Admission Notification by	N/A
Regular Admission	
Apply by	Rolling
Admission Notification by	Rolling
Application Fee	\$0
Application Fee Waiver	N/A
Online Application Fee	\$0
Deferred Admission	Yes
Early Admission (after junior year)	Yes
Candidates Reply Date	May 1
Tuition Deposit	\$300

Financial Aid Information

Director of Financial Aid	Dr. Alexander Jordan
Phone Number	(419) 289-5002
Email	financialaid@ashland.edu
CSS Financial Aid Profile	No
Institutional Financial Aid Form	No
Application Deadline	Rolling
Financial Aid Award Announcement	Beginning in Nov.
Scholarship Website	www.ashland.edu/ashland-university-scholarships-grants

Athletics

Athletic Division	NCAA II
Athletic Scholarships	Yes

Learning Disabled Students

LD Formal Program Available	Yes
Limited Support Services Only	Yes

Other Information

Can high school students enroll in CCP at your institution?	Yes
International Baccalaureate	Yes
ASL as a foreign language credit	No

Cost for Academic Year 2024-2025

Tuition	\$29,940
Room and Board	\$12,450
Required Fees	\$1,270
Total	\$43,660
Average grant aid awarded to undergraduates (23-24)	\$18,752

Contact Information:

Ashland University

Randy Spade, Director of Admissions

Phone: (419) 289-5052

Email: enrollme@ashland.edu Web: ashland.edu/undergraduate-admissions



Fall Enrollment 2023

Full-time Undergraduates	97
Part-time Undergraduates	144
Total Undergraduate Enrollment	241
Total Graduate Enrollment	0
Percentage Undergraduate Men	9%
Percentage Undergraduate Women	91%
Percentage Undergraduate Minorities	12%
Average Class Size	13
Student to Faculty Ratio	7:1

Fall 2023 Freshmen Profile

Middle 50% ACT Composite	15-22
Middle 50% SAT Reading	N/A
Middle 50% SAT Math	N/A
Average Freshmen GPA	3.44
Number in Freshmen Class	43
Percentage of Freshmen Receiving Aid	88%
Average Financial Aid for Freshmen	\$12,033

Campus Life

Religious Affiliation	N/A
Campus Setting	City:Small
Academic Calendar	Semester
Minority/Multicultural Programs	No
Contact Name, Email	
Student Organizations	Yes
Fraternities and Sororities	No
Intramural Sports	
Men	No
Women	No

Housing

Guaranteed Housing if Matriculation	N/A
Free Paid by May 1	
Percentage of Full-Time Undergraduates	0%
Living on Campus	

Admission Information (2024-2025)

Early Decision	No
Apply by	N/A
Admission Notification by	N/A
Regular Admission	
Apply by	Aug. 1
Admission Notification by	Aug. 15
Application Fee	\$0
Application Fee Waiver	N/A
Online Application Fee	\$0
Deferred Admission	No
Early Admission (after junior year)	No
Candidates Reply Date	Aug. 15
Tuition Deposit	\$100

Financial Aid Information

Director of Financial Aid	Wendy Davis
Phone Number	330-363-2834
Email	finaid@aultmancollege.edu
CSS Financial Aid Profile	No
Institutional Financial Aid Form	No
Application Deadline	Rolling
Financial Aid Award Announcement	Rolling
Scholarship Website	aultmancollege.edu/scholarships

Athletics

Athletic Division	N/A
Athletic Scholarships	No

Learning Disabled Students

LD Formal Program Available	No
Limited Support Services Only	Yes

Other Information

Can high school students enroll in CCP at your institution?	Yes
International Baccalaureate	Yes
ASL as a foreign language credit	No

Cost for Academic Year 2024-2025

Tuition	\$19,130
Room and Board	\$0
Required Fees	\$1,000
Total	\$20,130
Average grant aid awarded to undergraduates (23-24)	\$6,780

Contact Information:

Aultman College

Jeremy Pittman, Director of Enrollment Management

Phone: (330) 363-6347

Email: admissions@aultmancollege.edu Web: aultmancollege.edu/admissions



Fall Enrollment 2023

Full-time Undergraduates	2,707
Part-time Undergraduates	102
Total Undergraduate Enrollment	2,809
Total Graduate Enrollment	499
Percentage Undergraduate Men	45%
Percentage Undergraduate Women	55%
Percentage Undergraduate Minorities	22%
Average Class Size	19
Student to Faculty Ratio	10:1

Fall 2023 Freshmen Profile

Middle 50% ACT Composite	20-27
Middle 50% SAT Reading	530-650
Middle 50% SAT Math	520-630
Average Freshmen GPA	3.77
Number in Freshmen Class	730
Percentage of Freshmen Receiving Aid	100%
Average Financial Aid for Freshmen	\$32,685

Campus Life

Religious Affiliation	N/A
Campus Setting	Suburb:Large
Academic Calendar	Semester
Minority/Multicultural Programs	Yes
Contact Name, Email	Martell Prayear
Student Organizations	Yes
Fraternities and Sororities	Yes
Intramural Sports	Yes
Men	Yes
Women	Yes

Housing

Guaranteed Housing if Matriculation	Yes
Free Paid by May 1	
Percentage of Full-Time Undergraduates	72%
Living on Campus	

Admission Information (2024-2025)

Early Decision	No
Apply by	N/A
Admission Notification by	N/A
Regular Admission	Yes
Apply by	Priority: Nov 1
Admission Notification by	Rolling
Application Fee	\$0
Application Fee Waiver	N/A
Online Application Fee	\$0
Deferred Admission	Yes
Early Admission (after junior year)	No
Candidates Reply Date	May 1
Tuition Deposit	\$200

Financial Aid Information

Director of Financial Aid	Will McGinley
Phone Number	440-826-8041
Email	wmcginle@bw.edu
CSS Financial Aid Profile	No
Institutional Financial Aid Form	No
Application Deadline	Rolling
Financial Aid Award Announcement	Rolling
Scholarship Website	bw.edu/scholarships

Athletics

Athletic Division	NCAA III
Athletic Scholarships	No

Learning Disabled Students

LD Formal Program Available	No
Limited Support Services Only	Yes

Other Information

Can high school students enroll in CCP at your institution?	Yes
International Baccalaureate	Yes
ASL as a foreign language credit	No

Cost for Academic Year 2024-2025

Tuition	\$38,832
Room and Board	\$13,774
Required Fees	\$1,000
Total	\$53,606
Average need-based grant aid awarded to full-time undergraduates determined to have need (23-24)	\$30,768

Contact Information:
Baldwin Wallace University
Meredith Cannon, Director of Undergraduate Admission
Phone: (440) 826-2222
Email: admission@bw.edu Web: bw.edu/admission



Fall Enrollment 2023

Full-time Undergraduates	586
Part-time Undergraduates	16
Total Undergraduate Enrollment	602
Total Graduate Enrollment	76
Percentage Undergraduate Men	57%
Percentage Undergraduate Women	42%
Percentage Undergraduate Minorities	26%
Average Class Size	16
Student to Faculty Ratio	10:1

Fall 2023 Freshmen Profile

Middle 50% ACT Composite	N/A
Middle 50% SAT Reading	N/A
Middle 50% SAT Math	N/A
Average Freshmen GPA	3.26
Number in Freshmen Class	205
Percentage of Freshmen Receiving Aid	100%
Average Financial Aid for Freshmen	\$24,500

Campus Life

Religious Affiliation	Mennonite Church
Campus Setting	Town:Distant
Academic Calendar	Semester
Minority/Multicultural Programs	Yes
Contact Name, Email	Mark Bourassa
Student Organizations	Yes
Fraternities and Sororities	No
Intramural Sports	Yes
Men	Yes
Women	Yes

Housing

Guaranteed Housing if Matriculation Fee Paid by May 1	Yes
Percentage of Full-Time Undergraduates Living on Campus	89%

Admission Information (2024-2025)

Early Decision	No
Apply by	N/A
Admission Notification by	N/A
Regular Admission	
Apply by	May 31
Admission Notification by	Rolling
Application Fee	\$0
Application Fee Waiver	N/A
Online Application Fee	\$0
Deferred Admission	Yes
Early Admission (after junior year)	Yes
Candidates Reply Date	May 1
Tuition Deposit	\$100

Financial Aid Information

Director of Financial Aid	Jayme Jarret
Phone Number	419-358-3409
Email	jarrettj@bluffton.edu
CSS Financial Aid Profile	No
Institutional Financial Aid Form	No
Application Deadline	May 1
Financial Aid Award Announcement	Rolling
Scholarship Website	www.bluffton.edu/scholarships

Athletics

Athletic Division	NCAA III
Athletic Scholarships	No

Learning Disabled Students

LD Formal Program Available	Yes
Limited Support Services Only	No

Other Information

Can high school students enroll in CCP at your institution?	Yes
International Baccalaureate	Yes
ASL as a foreign language credit	Yes

Cost for Academic Year 2024-2025

Tuition	\$35,498
Room and Board	\$11,866
Required Fees	\$800
Total	\$48,164
Average grant aid awarded to undergraduates (23-24)	Not provided

Contact Information:

Bluffton University

Claire Clay, Interim Vice President of Advancement and Enrollment

Phone: (419) 358-3257

Email: admissions@bluffton.edu Web: bluffton.edu

Capital University

Fall Enrollment 2023

Full-time Undergraduates	1,678
Part-time Undergraduates	69
Total Undergraduate Enrollment	1,747
Total Graduate Enrollment	641
Percentage Undergraduate Men	42%
Percentage Undergraduate Women	58%
Percentage Undergraduate Minorities	28%
Average Class Size	20
Student to Faculty Ratio	10:1

Fall 2023 Freshmen Profile

Middle 50% ACT Composite	18-24
Middle 50% SAT Reading	470-593
Middle 50% SAT Math	490-593
Average Freshmen GPA	3.61
Number in Freshmen Class	413
Percentage of Freshmen Receiving Aid	98%
Average Financial Aid for Freshmen	\$37,302

Campus Life

Religious Affiliation	Evangelical Lutheran Church
Campus Setting	Suburb:Large
Academic Calendar	Semester
Minority/Multicultural Programs	Yes
Contact Name, Email	odi@capital.edu
Student Organizations	Yes
Fraternities and Sororities	Yes
Intramural Sports	
Men	Yes
Women	Yes

Housing

Guaranteed Housing if Matriculation	Yes
Free Paid by May 1	
Percentage of Full-Time Undergraduates	48%
Living on Campus	

Admission Information (2024-2025)

Early Decision	No
Apply by	N/A
Admission Notification by	N/A
Regular Admission	
Apply by	May 1
Admission Notification by	Rolling
Application Fee	\$0
Application Fee Waiver	Yes
Online Application Fee	\$0
Deferred Admission	Yes
Early Admission (after junior year)	No
Candidates Reply Date	May 1
Tuition Deposit	\$100

Financial Aid Information

Director of Financial Aid	Mary Cannon
Phone Number	614-236-6798
Email	mcannon17@capital.edu
CSS Financial Aid Profile	No
Institutional Financial Aid Form	No
Application Deadline	February 1
Financial Aid Award Announcement	Rolling
Scholarship Website	capital.edu/admission-aid/ office-of-financial-aid/

Athletics

Athletic Division	NCAA III
Athletic Scholarships	No

Learning Disabled Students

LD Formal Program Available	No
Limited Support Services Only	Yes

Other Information

Can high school students enroll in CCP at your institution?	No
International Baccalaureate	Yes
ASL as a foreign language credit	Yes

Cost for Academic Year 2024-2025

Tuition	\$42,744
Room and Board	\$12,984
Required Fees	\$490
Total	\$56,218
Average grant aid awarded to undergraduates (23-24)	\$35,357

Contact Information:

Capital University

Derek Faasse, Director of Undergraduate Admission

Phone: (614) 236-6101

Email: admission@capital.edu Web: capital.edu



Fall Enrollment 2023

Full-time Undergraduates	6,093
Part-time Undergraduates	93
Total Undergraduate Enrollment	6,186
Total Graduate Enrollment	6,080
Percentage Undergraduate Men	52%
Percentage Undergraduate Women	48%
Percentage Undergraduate Minorities	50%
Average Class Size	29
Student to Faculty Ratio	9:1

Fall 2023 Freshmen Profile

Middle 50% ACT Composite	32-35
Middle 50% SAT Reading	700-750
Middle 50% SAT Math	730-790
Average Freshmen GPA	N/A
Number in Freshmen Class	1,544
Percentage of Freshmen Receiving Aid	91%
Average Financial Aid for Freshmen	\$45,299

Campus Life

Religious Affiliation	N/A
Campus Setting	City: Large
Academic Calendar	Semester
Minority/Multicultural Programs	Yes
Contact Name, Email	Undergraduate Admission
Student Organizations	Yes
Fraternities and Sororities	Yes
Intramural Sports	
Men	Yes
Women	Yes

Housing

Guaranteed Housing if Matriculation	Yes
Free Paid by May 1	
Percentage of Full-Time Undergraduates	75%
Living on Campus	

Admission Information (2024-2025)

Early Decision	Yes
Apply by	Nov. 1
Admission Notification by	Dec. 15
Regular Admission	
Apply by	Jan. 15
Admission Notification by	Mar. 20
Application Fee	\$75
Application Fee Waiver	Yes
Online Application Fee	\$75
Deferred Admission	Yes
Early Admission (after junior year)	Rarely
Candidates Reply Date	May 1
Tuition Deposit	\$500

Financial Aid Information

Director of Financial Aid	Michael Collins
Phone Number	216-368-4530
Email	financialaid@case.edu
CSS Financial Aid Profile	Yes
Institutional Financial Aid Form	No
Application Deadline	February 1
Financial Aid Award Announcement	With offer of admission
Scholarship Website	https://case.edu/admission/tuition-aid/scholarships

Athletics

Athletic Division	NCAA III
Athletic Scholarships	No

Learning Disabled Students

LD Formal Program Available	No
Limited Support Services Only	Yes

Other Information

Can high school students enroll in CCP at your institution?	Yes
International Baccalaureate	Yes
ASL as a foreign language credit	No

Cost for Academic Year 2024-2025

Tuition	\$66,020
Room and Board	\$18,762
Required Fees	\$1,354
Total	\$86,136
Average grant aid awarded to undergraduates (23-24)	\$45,261

Contact Information:
Case Western Reserve University
Eddie Bolden, Director, Institutional Research
Phone: (216) 368-4450
Email: admission@case.edu Web: case.edu/admission



Fall Enrollment 2023

Full-time Undergraduates	3,789
Part-time Undergraduates	1,127
Total Undergraduate Enrollment	4,916
Total Graduate Enrollment	458
Percentage Undergraduate Men	45%
Percentage Undergraduate Women	55%
Percentage Undergraduate Minorities	15%
Average Class Size	23
Student to Faculty Ratio	13:1

Fall 2023 Freshmen Profile

Middle 50% ACT Composite	23-29
Middle 50% SAT Reading	570-690
Middle 50% SAT Math	540-670
Average Freshmen GPA	3.97
Number in Freshmen Class	1,017
Percentage of Freshmen Receiving Aid	100%
Average Financial Aid for Freshmen	\$22,700

Campus Life

Religious Affiliation	Baptist
Campus Setting	Town:Fringe
Academic Calendar	Semester
Minority/Multicultural Programs	Yes
Contact Name, Email	Mr. Brian Nester: nesterb@cedarville.edu
Student Organizations	Yes
Fraternities and Sororities	No
Intramural Sports	Yes
Men	Yes
Women	Yes

Housing

Guaranteed Housing if Matriculation	Yes
Free Paid by May 1	
Percentage of Full-Time Undergraduates Living on Campus	83%

Admission Information (2024-2025)

Early Decision	N/A
Apply by	N/A
Admission Notification by	N/A
Regular Admission	
Apply by	
Admission Notification by	Rolling
Application Fee	\$30
Application Fee Waiver	Yes
Online Application Fee	\$30
Deferred Admission	Yes
Early Admission (after junior year)	Yes
Candidates Reply Date	May 1
Tuition Deposit	\$250

Financial Aid Information

Director of Financial Aid	Mr. Kim Jenerette
Phone Number	937-766-7866
Email	kimjenerette@cedarville.edu
CSS Financial Aid Profile	No
Institutional Financial Aid Form	No
Application Deadline	None
Financial Aid Award Announcement	Rolling
Scholarship Website	cedarville.edu/scholarships

Athletics

Athletic Division	NCAA II
Athletic Scholarships	Yes

Learning Disabled Students

LD Formal Program Available	No
Limited Support Services Only	Yes

Other Information

Can high school students enroll in CCP at your institution?	Yes
International Baccalaureate	Yes
ASL as a foreign language credit	Yes

Cost for Academic Year 2024-2025

Tuition	\$36,950
Room and Board	\$9,574
Required Fees	\$200
Total	\$46,724
Average grant aid awarded to undergraduates (23-24)	\$22,700

Contact Information:

Cedarville University

Kora Arminio, Director of Undergraduate Admissions

Phone: (937) 766-7700

Email: admissions@cedarville.edu Web: cedarville.edu/admissions



Fall Enrollment 2023

Full-time Undergraduates	525
Part-time Undergraduates	240
Total Undergraduate Enrollment	765
Total Graduate Enrollment	0
Percentage Undergraduate Men	9%
Percentage Undergraduate Women	91%
Percentage Undergraduate Minorities	25%
Average Class Size	32
Student to Faculty Ratio	12:1

Fall 2023 Freshmen Profile

Middle 50% ACT Composite	17-22
Middle 50% SAT Reading	420-490
Middle 50% SAT Math	410-510
Average Freshmen GPA	3.38
Number in Freshmen Class	88
Percentage of Freshmen Receiving Aid	100%
Average Financial Aid for Freshmen	\$13,804

Campus Life

Religious Affiliation	N/A
Campus Setting	City: Large
Academic Calendar	Semester
Minority/Multicultural Programs	Yes
Contact Name, Email	
Student Organizations	Yes
Fraternities and Sororities	No
Intramural Sports	
Men	No
Women	No

Housing

Guaranteed Housing if Matriculation	N/A
Free Paid by May 1	
Percentage of Full-Time Undergraduates	0
Living on Campus	

Admission Information (2024-2025)

Early Decision	No
Apply by	N/A
Admission Notification by	Varies
Regular Admission	
Apply by	Jul. 15
Admission Notification by	Varies
Application Fee	\$0
Application Fee Waiver	N/A
Online Application Fee	\$0
Deferred Admission	No
Early Admission (after junior year)	No
Candidates Reply Date	
Tuition Deposit	\$200

Financial Aid Information

Director of Financial Aid	Timothy Ring
Phone Number	513-585-2402
Email	Timothy.RIng@TheChristCollege.edu
CSS Financial Aid Profile	No
Institutional Financial Aid Form	No
Application Deadline	Jul.
Financial Aid Award Announcement	Varies
Scholarship Website	www.thechristcollege.edu/scholarships

Athletics

Athletic Division	N/A
Athletic Scholarships	No

Learning Disabled Students

LD Formal Program Available	Yes
Limited Support Services Only	Yes

Other Information

Can high school students enroll in CCP at your institution?	No
International Baccalaureate	Yes
ASL as a foreign language credit	No

Cost for Academic Year 2024-2025

Tuition	\$17,940
Room and Board	\$0
Required Fees	\$1,500
Total	\$19,440
Average grant aid awarded to undergraduates (23-24)	\$4,155

Contact Information:

The Christ College of Nursing & Health Sciences

Phone: (513) 585-2401

Email: admissions@thechristcollege.edu Web: thechristcollege.edu



Cleveland Institute of Art Creativity Matters

Fall Enrollment 2023

Full-time Undergraduates	557
Part-time Undergraduates	9
Total Undergraduate Enrollment	566
Total Graduate Enrollment	0
Percentage Undergraduate Men	27%
Percentage Undergraduate Women	72%
Percentage Undergraduate Minorities	33%
Average Class Size	12
Student to Faculty Ratio	9:1

Fall 2023 Freshmen Profile

Middle 50% ACT Composite	22-26
Middle 50% SAT Reading	550-670
Middle 50% SAT Math	510-630
Average Freshmen GPA	3.43
Number in Freshmen Class	122
Percentage of Freshmen Receiving Aid	99%
Average Financial Aid for Freshmen	\$33,186

Campus Life

Religious Affiliation	N/A
Campus Setting	City: Large
Academic Calendar	Semester
Minority/Multicultural Programs	Yes
Contact Name, Email	Matthew Smith Ph.D., Associate Dean of Student Affairs
Student Organizations	Yes
Fraternities and Sororities	Yes
Intramural Sports	
Men	Yes
Women	Yes

Housing

Guaranteed Housing if Matriculation Fee Paid by May 1	Yes
Percentage of Full-Time Undergraduates Living on Campus	56%

Admission Information (2024-2025)

Early Decision	No
Apply by	N/A
Admission Notification by	N/A
Regular Admission	
Apply by	Mar. 1
Admission Notification by	Apr. 1
Application Fee	\$0
Application Fee Waiver	N/A
Online Application Fee	\$0
Deferred Admission	Yes
Early Admission (after junior year)	Rarely
Candidates Reply Date	May 1
Tuition Deposit	\$300

Financial Aid Information

Director of Financial Aid	Patricia Pangonis
Phone Number	216-421-7425
Email	financialaid@cia.edu
CSS Financial Aid Profile	No
Institutional Financial Aid Form	No
Application Deadline	Mar. 15
Financial Aid Award Announcement	Rolling
Scholarship Website	cia.edu/admissions/financing-your-education/scholarships

Athletics

Athletic Division	N/A
Athletic Scholarships	No

Learning Disabled Students

LD Formal Program Available	No
Limited Support Services Only	Yes


Other Information

Can high school students enroll in CCP at your institution?	No
International Baccalaureate	No
ASL as a foreign language credit	No

Cost for Academic Year 2024-2025

Tuition	\$45,600
Room and Board	\$12,850
Required Fees	\$3,100
Total	\$61,550
Average grant aid awarded to undergraduates (23-24)	Not provided

Contact Information:
Cleveland Institute of Art
Eric Retiz, Director of Admissions System and Data
Phone: (216) 421-7418
Email: admissions@cia.edu Web: cia.edu/admissions



Fall Enrollment 2023

Full-time Undergraduates	871
Part-time Undergraduates	22
Total Undergraduate Enrollment	893
Total Graduate Enrollment	25
Percentage Undergraduate Men	27%
Percentage Undergraduate Women	73%
Percentage Undergraduate Minorities	34%
Average Class Size	16
Student to Faculty Ratio	9:1

Fall 2023 Freshmen Profile

Middle 50% ACT Composite	N/A
Middle 50% SAT Reading	N/A
Middle 50% SAT Math	N/A
Average Freshmen GPA	3.28
Number in Freshmen Class	189
Percentage of Freshmen Receiving Aid	99%
Average Financial Aid for Freshmen	\$26,443

Campus Life

Religious Affiliation	No
Campus Setting	City:Large
Academic Calendar	Semester
Minority/Multicultural Programs	Yes
Contact Name, Email	Sher-Ron Laud
Student Organizations	Yes
Fraternities and Sororities	No
Intramural Sports	No
Men	No
Women	No

Housing

Guaranteed Housing if Matriculation	Yes
Free Paid by May 1	
Percentage of Full-Time Undergraduates Living on Campus	41%

Admission Information (2024-2025)

Early Decision	No
Apply by	N/A
Admission Notification by	N/A
Regular Admission	
Apply by	Rolling
Admission Notification by	Rolling
Application Fee	\$50
Application Fee Waiver	On as-needed basis
Online Application Fee	\$50
Deferred Admission	Yes
Early Admission (after junior year)	No
Candidates Reply Date	Jun. 1, 2024
Tuition Deposit	\$350 for residential students \$200 for commuting students

Financial Aid Information

Director of Financial Aid	Laura Meek
Phone Number	614-222-3295
Email	lmeek@ccad.edu
CSS Financial Aid Profile	No
Institutional Financial Aid Form	No
Application Deadline	Rolling
Financial Aid Award Announcement	Rolling
Scholarship Website	

Athletics

Athletic Division	N/A
Athletic Scholarships	No

Learning Disabled Students

LD Formal Program Available	No
Limited Support Services Only	Yes

Other Information

Can high school students enroll in CCP at your institution?	No
International Baccalaureate	Yes
ASL as a foreign language credit	No

Cost for Academic Year 2024-2025

Tuition	\$40,824
Room and Board	\$11,450
Required Fees	\$795 (First Year Only, Art supply kit)
Total	\$53,069
Average grant aid awarded to undergraduates (23-24)	\$16,140

Contact Information:

Columbus College of Art & Design
Ellen Ellis, Director of Admissions
Phone: (614) 222-3261

Email: admissions@ccad.edu Web: ccad.edu/admissions/apply-ccad



**University
of Dayton**

Fall Enrollment 2023

Full-time Undergraduates	7,902
Part-time Undergraduates	274
Total Undergraduate Enrollment	8,176
Total Graduate Enrollment	3,128
Percentage Undergraduate Men	52%
Percentage Undergraduate Women	48%
Percentage Undergraduate Minorities	17%
Average Class Size	21
Student to Faculty Ratio	15:1

Fall 2023 Freshmen Profile

Middle 50% ACT Composite	26-31
Middle 50% SAT Reading	600-680
Middle 50% SAT Math	595-690
Average Freshmen GPA	3.75
Number in Freshmen Class	1,893
Percentage of Freshmen Receiving Aid	98%
Average Financial Aid for Freshmen	\$38,946

Campus Life

Religious Affiliation	Roman Catholic
Campus Setting	City:Midsize
Academic Calendar	Semester
Minority/Multicultural Programs	Yes
Contact Name, Email	Merida Allen
Student Organizations	Yes
Fraternities and Sororities	Yes
Intramural Sports	Yes
Men	Yes
Women	Yes

Housing

Guaranteed Housing if Matriculation Fee Paid by May 1	Yes
Percentage of Full-Time Undergraduates Living on Campus	85% (70% in UD owned housing)

Admission Information (2024-2025)

Early Decision	No
Apply by	N/A
Admission Notification by	N/A
Regular Admission	Rolling basis beginning Nov. 2
Apply by	March 1
Admission Notification by	Rolling basis beginning Nov. 2
Application Fee	\$0
Application Fee Waiver	N/A
Online Application Fee	\$0
Deferred Admission	Yes
Early Admission (after junior year)	No
Candidates Reply Date	May 1
Tuition Deposit	\$400

Financial Aid Information

Director of Financial Aid	Catherine W. Mix
Phone Number	1-800-427-5029
Email	cmix01@udayton.edu
CSS Financial Aid Profile	No
Institutional Financial Aid Form	No
Application Deadline	Priority Feb. 1
Financial Aid Award Announcement	Rolling/begin Feb. 1
Scholarship Website	udayton.edu/affordability/ undergraduate/financial-aid/index.php

Athletics

Athletic Division	NCAA I
Athletic Scholarships	Yes

Learning Disabled Students

LD Formal Program Available	Yes
Limited Support Services Only	Yes

Other Information

Can high school students enroll in CCP at your institution?	No
International Baccalaureate	Yes
ASL as a foreign language credit	Yes

Cost for Academic Year 2024-2025

Tuition	\$49,140
Room and Board	\$16,800
Required Fees	\$0
Total	\$65,940
Average grant aid awarded to undergraduates (23-24)	Not provided

Contact Information:

University of Dayton

Donnell Wiggins, Associate Vice President for Strategic Enrollment Management and Dean of Admission

Phone: 800-837-7433

E-mail: decisionsupport@udayton.edu Web: udayton.edu/apply/index.php



Fall Enrollment 2023

Full-time Undergraduates	468
Part-time Undergraduates	34
Total Undergraduate Enrollment	464
Total Graduate Enrollment	47
Percentage Undergraduate Men	60%
Percentage Undergraduate Women	40%
Percentage Undergraduate Minorities	36%
Average Class Size	10.5
Student to Faculty Ratio	10:1

Fall 2023 Freshmen Profile

Middle 50% ACT Composite	18-21
Middle 50% SAT Reading	N/A
Middle 50% SAT Math	N/A
Average Freshmen GPA	3.0
Number in Freshmen Class	134
Percentage of Freshmen Receiving Aid	100%
Average Financial Aid for Freshmen	\$31,019

Campus Life

Religious Affiliation	United Church of Christ
Campus Setting	Town:Distant
Academic Calendar	Semester
Minority/Multicultural Programs	Yes
Contact Name, Email	Lisa Marsalek
Student Organizations	Yes
Fraternities and Sororities	Yes
Intramural Sports	
Men	Yes
Women	Yes

Housing

Guaranteed Housing if Matriculation	Yes
Free Paid by May 1	
Percentage of Full-Time Undergraduates	42%
Living on Campus	

Admission Information (2024-2025)

Early Decision	No
Apply by	N/A
Admission Notification by	N/A
Regular Admission	
Apply by	Aug. 15
Admission Notification by	Rolling
Application Fee	\$0
Application Fee Waiver	N/A
Online Application Fee	\$0
Deferred Admission	Yes
Early Admission (after junior year)	No
Candidates Reply Date	May 1
Tuition Deposit	\$150

Financial Aid Information

Director of Financial Aid	Amy Francis
Phone Number	419-783-2376
Email	afrancis@defiance.edu
CSS Financial Aid Profile	No
Institutional Financial Aid Form	No
Application Deadline	Aug. 15
Financial Aid Award Announcement	Rolling
Scholarship Website	www.defiance.edu/financial-aid/scholarships-awards.html

Athletics

Athletic Division	NAIA
Athletic Scholarships	Yes

Learning Disabled Students

LD Formal Program Available	Yes
Limited Support Services Only	Yes

Other Information

Can high school students enroll in CCP at your institution?	Yes
International Baccalaureate	Yes
ASL as a foreign language credit	No

Cost for Academic Year 2024-2025

Tuition	\$28,500
Room and Board	\$12,606
Required Fees	\$800
Total	\$41,906
Average grant aid awarded to undergraduates (24-25)	\$21,302

Contact Information:

Defiance College

Jeremy Taylor, Vice President for Enrollment Management

Phone: (419) 783-2359

Email: admissions@defiance.edu Web: defiance.edu/admissions/

DENISON

Fall Enrollment 2023

Full-time Undergraduates	2,400
Part-time Undergraduates	14
Total Undergraduate Enrollment	2,405
Total Graduate Enrollment	0
Percentage Undergraduate Men	48%
Percentage Undergraduate Women	52%
Percentage Undergraduate Minorities	25%
Average Class Size	16
Student to Faculty Ratio	9:1

Fall 2023 Freshmen Profile

Middle 50% ACT Composite	29-32
Middle 50% SAT Reading	630-710
Middle 50% SAT Math	650-760
Average Freshmen GPA	N/A
Number in Freshmen Class	636
Percentage of Freshmen Receiving Aid	97%
Average Financial Aid for Freshmen	\$37,400

Campus Life

Religious Affiliation	N/A
Campus Setting	Suburb:Small
Academic Calendar	Semester
Minority/Multicultural Programs	Yes
Contact Name, Email	Richard Brown thecenter@denison.edu
Student Organizations	Yes
Fraternities and Sororities	Yes
Intramural Sports	
Men	Yes
Women	Yes

Housing

Guaranteed Housing if Matriculation Free Paid by May 1	Yes
Percentage of Full-Time Undergraduates Living on Campus	99%

Admission Information (2024-2025)

Early Decision	Yes
Apply by	Nov. 15 / Jan. 15
Admission Notification by	Dec. 15 / Feb. 15
Regular Admission	
Apply by	Jan. 15
Admission Notification by	Apr. 1
Application Fee	\$0
Application Fee Waiver	N/A
Online Application Fee	\$0
Deferred Admission	Yes
Early Admission (after junior year)	No
Candidates Reply Date	May 1
Tuition Deposit	\$500

Financial Aid Information

Director of Financial Aid	Kimberly Showman
Phone Number	740-587-6276
Email	finaid@denison.edu
CSS Financial Aid Profile	Yes
Institutional Financial Aid Form	No
Application Deadline	Nov. 15 / Jan. 15
Financial Aid Award Announcement	With admission offer
Scholarship Website	denison.edu/campus/finances/types-of-scholarships-aid

Athletics

Athletic Division	NCAA Division III
Athletic Scholarships	No

Learning Disabled Students

LD Formal Program Available	No
Limited Support Services Only	Yes

Other Information

Can high school students enroll in CCP at your institution?	No
International Baccalaureate	Yes
ASL as a foreign language credit	No

Cost for Academic Year 2024-2025

Tuition	\$64,000
Room and Board	\$15,400
Required Fees	\$0
Total	\$79,400
Average grant aid awarded to undergraduates (23-24)	\$42,799

Contact Information:

Denison University

Gregory Sneed, Vice President for Enrollment Management

Phone: (740) 587-6276

Email: admission@denison.edu Web: admission.denison.edu



Fall Enrollment 2023

Full-time Undergraduates	2,248
Part-time Undergraduates	1,706
Total Undergraduate Enrollment	3,954
Total Graduate Enrollment	1,103
Percentage Undergraduate Men	36%
Percentage Undergraduate Women	64%
Percentage Undergraduate Minorities	11%
Average Class Size	16
Student to Faculty Ratio	13:1

Fall 2023 Freshmen Profile

Middle 50% ACT Composite	N/A
Middle 50% SAT Reading	N/A
Middle 50% SAT Math	N/A
Average Freshmen GPA	3.65
Number in Freshmen Class	613
Percentage of Freshmen Receiving Aid	100%
Average Financial Aid for Freshmen	\$25,728

Campus Life

Religious Affiliation	Church of God
Campus Setting	Town: Distant
Academic Calendar	Semester
Minority/Multicultural Programs	Yes
Contact Name, Email	Chris Caldwell
Student Organizations	Yes
Fraternities and Sororities	Yes
Intramural Sports	Yes
Men	Yes
Women	Yes

Housing

Guaranteed Housing if Matriculation	Yes
Free Paid by May 1	
Percentage of Full-Time Undergraduates	80%
Living on Campus	

Admission Information (2024-2025)

Early Decision	No
Apply by	N/A
Admission Notification by	N/A
Regular Admission	
Apply by	N/A
Admission Notification by	Rolling
Application Fee	\$0
Application Fee Waiver	N/A
Online Application Fee	\$0
Deferred Admission	Yes
Early Admission (after junior year)	No
Candidates Reply Date	May 1
Tuition Deposit	\$200

Financial Aid Information

Director of Financial Aid	Sarah Johnson
Phone Number	419-434-5678
Email	sarah.johnson@findlay.edu
CSS Financial Aid Profile	No
Institutional Financial Aid Form	No
Application Deadline	Rolling
Financial Aid Award Announcement	Rolling
Scholarship Website	findlay.edu/financial-aid/scholarships

Athletics

Athletic Division	NCAA Division II
Athletic Scholarships	Yes

Learning Disabled Students

LD Formal Program Available	No
Limited Support Services Only	Yes

Other Information

Can high school students enroll in CCP at your institution?	Yes
International Baccalaureate	Yes
ASL as a foreign language credit	Yes

Cost for Academic Year 2024-2025

Tuition	\$39,646
Room and Board	\$11,200
Required Fees	\$2,010
Total	\$52,874
Average grant aid awarded to undergraduates (23-24)	\$22,517

Contact Information:

University of Findlay

Nikki Hintze, Assistant Vice President, Admissions

Phone: (419) 434-4732

Email: admissions@findlay.edu Web: findlay.edu/admissions/



Fall Enrollment 2023

Full-time Undergraduates	2,571
Part-time Undergraduates	407
Total Undergraduate Enrollment	2,978
Total Graduate Enrollment	772
Percentage Undergraduate Men	44%
Percentage Undergraduate Women	56%
Percentage Undergraduate Minorities	22%
Average Class Size	
Student to Faculty Ratio	19:1

Fall 2023 Freshmen Profile

Middle 50% ACT Composite	23-29
Middle 50% SAT Reading	570-660
Middle 50% SAT Math	530-630
Average Freshmen GPA	3.81
Number in Freshmen Class	655
Percentage of Freshmen Receiving Aid	99%
Average Financial Aid for Freshmen	\$24,803

Campus Life

Religious Affiliation	Roman Catholic
Campus Setting	City: Small
Academic Calendar	Semester
Minority/Multicultural Programs	No
Contact Name, Email	
Student Organizations	Yes
Fraternities and Sororities	No
Intramural Sports	
Men	Yes
Women	Yes

Housing

Guaranteed Housing if Matriculation	No
Free Paid by May 1	
Percentage of Full-Time Undergraduates	74%
Living on Campus	

Admission Information (2024-2025)

Early Decision	No
Apply by	N/A
Admission Notification by	N/A
Regular Admission	
Apply by	Dec. 1 - Recommended
Admission Notification by	Rolling
Application Fee	\$0
Application Fee Waiver	N/A
Online Application Fee	\$0
Deferred Admission	Yes
Early Admission (after junior year)	No
Candidates Reply Date	N/A
Tuition Deposit	\$500

Financial Aid Information

Director of Financial Aid	Jody Peeler
Phone Number	740-284-5216
Email	jpeeler@franciscan.edu
CSS Financial Aid Profile	No
Institutional Financial Aid Form	No
Application Deadline	None
Financial Aid Award Announcement	Rolling
Scholarship Website	franciscan.edu/scholarships/

Athletics

Athletic Division	NCAA Division III
Athletic Scholarships	No

Learning Disabled Students

LD Formal Program Available	No
Limited Support Services Only	Yes

Other Information

Can high school students enroll in CCP at your institution?	No
International Baccalaureate	Yes
ASL as a foreign language credit	Yes

Cost for Academic Year 2024-2025

Tuition	\$33,500
Room and Board	\$10,000
Required Fees	\$600
Total	\$44,100
Average grant aid awarded to undergraduates (23-24)	\$20,686

Contact Information:
Franciscan University of Steubenville
Corinne Purcell, Interim Director of Admissions
Phone: (740) 283-6226
Email: admissions@franciscan.edu Web: franciscan.edu



Fall Enrollment 2023

Full-time Undergraduates	1,977
Part-time Undergraduates	3,838
Total Undergraduate Enrollment	5,815
Total Graduate Enrollment	2,882
Percentage Undergraduate Men	38%
Percentage Undergraduate Women	62%
Percentage Undergraduate Minorities	32%
Average Class Size	16
Student to Faculty Ratio	16:1

Fall 2023 Freshmen Profile

Middle 50% ACT Composite	N/A
Middle 50% SAT Reading	N/A
Middle 50% SAT Math	N/A
Average Freshmen GPA	2.55
Number in Freshmen Class	231
Percentage of Freshmen Receiving Aid	88%
Average Financial Aid for Freshmen	\$9,124

Campus Life

Religious Affiliation	N/A
Campus Setting	City: Large
Academic Calendar	Trimester
Minority/Multicultural Programs	No
Contact Name, Email	N/A
Student Organizations	Yes
Fraternities and Sororities	No
Intramural Sports	No
Men	N/A
Women	N/A

Housing

Guaranteed Housing if Matriculation	N/A
Free Paid by May 1	
Percentage of Full-Time Undergraduates	0%
Living on Campus	

Admission Information (2024-2025)

Early Decision	No
Apply by	N/A
Admission Notification by	N/A
Regular Admission	
Apply by	Rolling
Admission Notification by	Rolling
Application Fee	\$0
Application Fee Waiver	N/A
Online Application Fee	\$0
Deferred Admission	Yes
Early Admission (after junior year)	N/A
Candidates Reply Date	N/A
Tuition Deposit	\$0

Financial Aid Information

Director of Financial Aid	Lea Mederer
Phone Number	614-947-6518
Email	lea.mederer@franklin.edu
CSS Financial Aid Profile	No
Institutional Financial Aid Form	No
Application Deadline	Rolling
Financial Aid Award Announcement	Rolling
Scholarship Website	https://www.franklin.edu/tuition-financial-aid/scholarships

Athletics

Athletic Division	N/A
Athletic Scholarships	No

Learning Disabled Students

LD Formal Program Available	No
Limited Support Services Only	Yes

Other Information

Can high school students enroll in CCP at your institution?	Yes
International Baccalaureate	Yes
ASL as a foreign language credit	No

Cost for Academic Year 2024-2025

Tuition	\$9,552
Room and Board	\$16,740
Required Fees	\$0
Total	\$26,292
Average grant aid awarded to undergraduates (23-24)	\$4,506

Contact Information: Franklin University

Rachel Dunphy, Executive Director, Admissions

Phone: (614) 947-6692

Email: rachel.dunphy@franklin.edu Web: franklin.edu/admissions



GOOD SAMARITAN COLLEGE OF NURSING AND HEALTH SCIENCE

Fall Enrollment 2023

Full-time Undergraduates	156
Part-time Undergraduates	301
Total Undergraduate Enrollment	457
Total Graduate Enrollment	0
Percentage Undergraduate Men	8%
Percentage Undergraduate Women	92%
Percentage Undergraduate Minorities	37%
Average Class Size	20
Student to Faculty Ratio	9:1

Fall 2023 Freshmen Profile

Middle 50% ACT Composite	N/A
Middle 50% SAT Reading	N/A
Middle 50% SAT Math	N/A
Average Freshmen GPA	3.01
Number in Freshmen Class	32
Percentage of Freshmen Receiving Aid	100%
Average Financial Aid for Freshmen	\$5,001

Campus Life

Religious Affiliation	Roman Catholic
Campus Setting	City:Large
Academic Calendar	Semester
Minority/Multicultural Programs	No
Contact Name, Email	
Student Organizations	Yes
Fraternities and Sororities	No
Intramural Sports	
Men	No
Women	No

Housing

Guaranteed Housing if Matriculation	N/A
Free Paid by May 1	
Percentage of Full-Time Undergraduates	0%
Living on Campus	

Admission Information (2024-2025)

Early Decision	No
Apply by	N/A
Admission Notification by	N/A
Regular Admission	
Apply by	3rd Mon. in Jul. for Fall 2nd Mon. in Dec. for Spring
Admission Notification by	Rolling
Application Fee	\$50
Application Fee Waiver	On as-needed basis
Online Application Fee	\$50
Deferred Admission	Yes
Early Admission (after junior year)	No
Candidates Reply Date	Days From Acceptance
Tuition Deposit	\$200

Financial Aid Information

Director of Financial Aid	Denise Schmid
Phone Number	513.862.3578
Email	denise.schmid@email.gscollege.edu
CSS Financial Aid Profile	No
Institutional Financial Aid Form	No
Application Deadline	N/A
Financial Aid Award Announcement	Sept.
Scholarship Website	

Athletics

Athletic Division	N/A
Athletic Scholarships	No

Learning Disabled Students

LD Formal Program Available	No
Limited Support Services Only	Yes

Other Information

Can high school students enroll in CCP at your institution?	Yes
International Baccalaureate	No
ASL as a foreign language credit	No

Cost for Academic Year 2024-2025

Tuition	\$20,124
Room and Board	\$0
Required Fees	\$840
Total	\$20,964
Average grant aid awarded to undergraduates (23-24)	\$3,948

Contact Information:

Good Samaritan College of Nursing and Health Science
Phone: (513) 862-2631

Email: admissions@email.gscollege.edu Web: gscollege.edu



Fall Enrollment 2023

Full-time Undergraduates	880
Part-time Undergraduates	25
Total Undergraduate Enrollment	905
Total Graduate Enrollment	154
Percentage Undergraduate Men	56%
Percentage Undergraduate Women	47%
Percentage Undergraduate Minorities	21%
Average Class Size	17
Student to Faculty Ratio	15:1

Fall 2023 Freshmen Profile

Middle 50% ACT Composite	N/A
Middle 50% SAT Reading	N/A
Middle 50% SAT Math	N/A
Average Freshmen GPA	3.52
Number in Freshmen Class	286
Percentage of Freshmen Receiving Aid	100%
Average Financial Aid for Freshmen	\$34,913

Campus Life

Religious Affiliation	United Church of Christ
Campus Setting	Town:Distant
Academic Calendar	Semester
Minority/Multicultural Programs	Yes
Contact Name, Email	Aaron Nelson anelson@heidelberg.edu
Student Organizations	Yes
Fraternities and Sororities	Yes
Intramural Sports	
Men	Yes
Women	Yes

Housing

Guaranteed Housing if Matriculation	Yes
Free Paid by May 1	
Percentage of Full-Time Undergraduates Living on Campus	88%

Admission Information (2024-2025)

Early Decision	No
Apply by	N/A
Admission Notification by	N/A
Regular Admission	
Apply by	Rolling
Admission Notification by	Rolling
Application Fee	\$0
Application Fee Waiver	N/A
Online Application Fee	\$0
Deferred Admission	No
Early Admission (after junior year)	No
Candidates Reply Date	N/A
Tuition Deposit	\$250

Financial Aid Information

Director of Financial Aid	Cathy Belfiore
Phone Number	419-448-2293
Email	financial-aid@heidelberg.edu
CSS Financial Aid Profile	No
Institutional Financial Aid Form	No
Application Deadline	Rolling
Financial Aid Award Announcement	Rolling
Scholarship Website	heidelberg.edu/admission-aid/financial-aid

Athletics

Athletic Division	NCAA III
Athletic Scholarships	No

Learning Disabled Students

LD Formal Program Available	No
Limited Support Services Only	Yes

Other Information

Can high school students enroll in CCP at your institution?	Yes
International Baccalaureate	Yes
ASL as a foreign language credit	Yes

Cost for Academic Year 2024-2025

Tuition	\$32,900
Room and Board	\$12,285
Required Fees	\$750
Total	\$45,935
Average grant aid awarded to undergraduates (23-24)	\$29,450

Contact Information:

Heidelberg University

Sara Rowlinson, Director of Admission & Marketing

Phone: (419) 448-2330

Email: adminfo@heidelberg.edu Web: heidelberg.edu



Fall Enrollment 2023

Full-time Undergraduates	701
Part-time Undergraduates	282
Total Undergraduate Enrollment	983
Total Graduate Enrollment	28
Percentage Undergraduate Men	47%
Percentage Undergraduate Women	52%
Percentage Undergraduate Minorities	13%
Average Class Size	13
Student to Faculty Ratio	10:1

Fall 2023 Freshmen Profile

Middle 50% ACT Composite	N/A
Middle 50% SAT Reading	N/A
Middle 50% SAT Math	N/A
Average Freshmen GPA	3.5
Number in Freshmen Class	231
Percentage of Freshmen Receiving Aid	100%
Average Financial Aid for Freshmen	\$23,306

Campus Life

Religious Affiliation	N/A
Campus Setting	Town:Fringe
Academic Calendar	Semester
Minority/Multicultural Programs	Yes
Contact Name, Email	Detra West, westde@hiram.edu
Student Organizations	Yes
Fraternities and Sororities	Yes
Intramural Sports	Yes
Men	Yes
Women	Yes

Housing

Guaranteed Housing if Matriculation	Yes
Free Paid by May 1	
Percentage of Full-Time Undergraduates	78%
Living on Campus	

Admission Information (2024-2025)

Early Decision	No
Apply by	N/A
Admission Notification by	N/A
Regular Admission	
Apply by	Jul. 1
Admission Notification by	Rolling
Application Fee	\$0
Application Fee Waiver	N/A
Online Application Fee	\$0
Deferred Admission	Yes
Early Admission (after junior year)	No
Candidates Reply Date	Jul. 15
Tuition Deposit	\$100

Financial Aid Information

Director of Financial Aid	Donna Turnbull
Phone Number	330-569-5107
Email	sfs@hiram.edu
CSS Financial Aid Profile	NA
Institutional Financial Aid Form	No
Application Deadline	Rolling
Financial Aid Award Announcement	Dec. 1
Scholarship Website	hiram.edu/admissions-aid/student-financial-services/applying-for-financial-aid/types-of-financial-aid/scholarships-and-grants/

Athletics

Athletic Division	NCAA III
Athletic Scholarships	No

Learning Disabled Students

LD Formal Program Available	Yes
Limited Support Services Only	No

Other Information

Can high school students enroll in CCP at your institution?	Yes
International Baccalaureate	Yes
ASL as a foreign language credit	Yes

Cost for Academic Year 2024-2025

Tuition	\$27,100
Room and Board	\$11,850
Required Fees	\$0
Total	\$38,950
Average grant aid awarded to undergraduates (23-24)	\$16,764

Contact Information:

Hiram College

Jeff Mongold, Director of Admission

Phone: (330) 569-5169

Email: admission@hiram.edu Web: hiram.edu



Fall Enrollment 2023

Full-time Undergraduates	2,235
Part-time Undergraduates	52
Total Undergraduate Enrollment	2,287
Total Graduate Enrollment	486
Percentage Undergraduate Men	54%
Percentage Undergraduate Women	46%
Percentage Undergraduate Minorities	17%
Average Class Size	22
Student to Faculty Ratio	13:1

Fall 2023 Freshmen Profile

Middle 50% ACT Composite	25-30
Middle 50% SAT Reading	600-670
Middle 50% SAT Math	590-680
Average Freshmen GPA	3.74
Number in Freshmen Class	556
Percentage of Freshmen Receiving Aid	100%
Average Financial Aid for Freshmen	\$38,206

Campus Life

Religious Affiliation	Roman Catholic
Campus Setting	Suburb:Large
Academic Calendar	Semester
Minority/Multicultural Programs	Yes
Contact Name, Email	Selen Zarrelli, azarelli@jcu.edu
Student Organizations	Yes
Fraternities and Sororities	Yes
Intramural Sports	
Men	Yes
Women	Yes

Housing

Guaranteed Housing if Matriculation	Yes
Free Paid by May 1	
Percentage of Full-Time Undergraduates	51%
Living on Campus	

Admission Information (2024-2025)

Early Decision	No
Apply by	N/A
Admission Notification by	N/A
Regular Admission	
Apply by	Feb. 1
Admission Notification by	Rolling
Application Fee	\$0
Application Fee Waiver	N/A
Online Application Fee	\$0
Deferred Admission	Yes
Early Admission (after junior year)	Rarely
Candidates Reply Date	May 1
Tuition Deposit	\$300

Financial Aid Information

Director of Financial Aid	Claudia Wenzel
Phone Number	216 397-4248
Email	enrollment@jcu.edu
CSS Financial Aid Profile	No
Institutional Financial Aid Form	No
Application Deadline	Dec. 1
Financial Aid Award Announcement	Rolling
Scholarship Website	mccn.edu/tuition-and-financial-aid/ financial-aid/main-sources-of-financial-aid/institutional-scholarships-and-grants

Athletics

Athletic Division	NCAA III
Athletic Scholarships	No

Learning Disabled Students

LD Formal Program Available	No
Limited Support Services Only	Yes

Other Information

Can high school students enroll in CCP at your institution?	No
International Baccalaureate	Yes
ASL as a foreign language credit	No

Cost for Academic Year 2024-2025

Tuition	\$48,700
Room and Board	\$14,520
Required Fees	\$1,800
Total	\$65,020
Average grant aid awarded to undergraduates (23-24)	\$29,896

Contact Information:

John Carroll University

Nick Grady, Director of Freshman Admission

Phone: (216) 397-4294

Email: admission@jcu.edu Web: jcu.edu/admission

Kenyon College

Fall Enrollment 2023

Full-time Undergraduates	1,752
Part-time Undergraduates	432
Total Undergraduate Enrollment	2,184
Total Graduate Enrollment	0
Percentage Undergraduate Men	43%
Percentage Undergraduate Women	57%
Percentage Undergraduate Minorities	25%
Average Class Size	14
Student to Faculty Ratio	9:1

Fall 2023 Freshmen Profile

Middle 50% ACT Composite	31-34
Middle 50% SAT Reading	690-750
Middle 50% SAT Math	670-750
Average Freshmen GPA	4.1
Number in Freshmen Class	455
Percentage of Freshmen Receiving Aid	93%
Average Financial Aid for Freshmen	\$53,098

Campus Life

Religious Affiliation	N/A
Campus Setting	Town:Fringe
Academic Calendar	Semester
Minority/Multicultural Programs	Yes
Contact Name, Email	Chris Kennerly
Student Organizations	Yes
Fraternities and Sororities	Yes
Intramural Sports	Yes
Men	Yes
Women	Yes

Housing

Guaranteed Housing if Matriculation	Yes
Free Paid by May 1	
Percentage of Full-Time Undergraduates	100%
Living on Campus	

Admission Information (2024-2025)

Early Decision	Yes
Apply by	Nov. 15 or Jan. 15
Admission Notification by	Dec. 15 or Feb. 1
Regular Admission	
Apply by	Jan. 15
Admission Notification by	Apr. 1
Application Fee	\$0
Application Fee Waiver	N/A
Online Application Fee	\$0
Deferred Admission	Yes
Early Admission (after junior year)	No
Candidates Reply Date	May 1
Tuition Deposit	\$350

Financial Aid Information

Director of Financial Aid	Craig Slaughter
Phone Number	740-427-5430
Email	finaid@kenyon.edu
CSS Financial Aid Profile	Yes
Institutional Financial Aid Form	No
Application Deadline	Nov. 15 (Early Decision) or Jan. 15 (Regular)
Financial Aid Award Announcement	Apr. 1
Scholarship Website	kenyon.edu/admissions-aid/financial-aid-scholarships/scholarships-grants/

Athletics

Athletic Division	NCAA III
Athletic Scholarships	No

Learning Disabled Students

LD Formal Program Available	No
Limited Support Services Only	Yes

Other Information

Can high school students enroll in CCP at your institution?	Yes
International Baccalaureate	Yes
ASL as a foreign language credit	No

Cost for Academic Year 2024-2025

Tuition	\$71,220
Room and Board	\$15,640
Required Fees	\$300
Total	\$87,160
Average grant aid awarded to undergraduates (23-24)	\$54,469

Contact Information:

Kenyon College

Diane Anci, Vice President of Enrollment

Phone: (740) 427-5000

Email: admissions@kenyon.edu Web: kenyon.edu



Fall Enrollment 2023

Full-time Undergraduates	364
Part-time Undergraduates	275
Total Undergraduate Enrollment	639
Total Graduate Enrollment	173
Percentage Undergraduate Men	16%
Percentage Undergraduate Women	84%
Percentage Undergraduate Minorities	19%
Average Class Size	18
Student to Faculty Ratio	9:1

Fall 2023 Freshmen Profile

Middle 50% ACT Composite	18-26
Middle 50% SAT Reading	N/A
Middle 50% SAT Math	N/A
Average Freshmen GPA	3.53
Number in Freshmen Class	35
Percentage of Freshmen Receiving Aid	89%
Average Financial Aid for Freshmen	\$14,341

Campus Life

Religious Affiliation	Seventh Day Adventists
Campus Setting	City:Small
Academic Calendar	Semester
Minority/Multicultural Programs	No
Contact Name, Email	N/A
Student Organizations	Yes
Fraternities and Sororities	N/A
Intramural Sports	
Men	No
Women	No

Housing

Guaranteed Housing if Matriculation	No
Free Paid by May 1	
Percentage of Full-Time Undergraduates	27%
Living on Campus	

Admission Information (2024-2025)

Early Decision	No
Apply by	N/A
Admission Notification by	N/A
Regular Admission	Yes
Apply by	Rolling
Admission Notification by	Rolling
Application Fee	\$0
Application Fee Waiver	N/A
Online Application Fee	\$0
Deferred Admission	Yes
Early Admission (after junior year)	Yes
Candidates Reply Date	10 days after acceptance
Tuition Deposit	Varies

Financial Aid Information

Director of Financial Aid	Kim Rawlins
Phone Number	937-298-3399 ext. 55617
Email	financial.aid@my.kc.edu
CSS Financial Aid Profile	No
Institutional Financial Aid Form	No
Application Deadline	Priority
Financial Aid Award Announcement	Jan.
Scholarship Website	KC.edu/scholarships

Athletics

Athletic Division	N/A
Athletic Scholarships	No

Learning Disabled Students

LD Formal Program Available	No
Limited Support Services Only	No

Other Information

Can high school students enroll in CCP at your institution?	No
International Baccalaureate	No
ASL as a foreign language credit	No

Cost for Academic Year 2024-2025

Tuition	\$20,400
Room and Board	\$12,140
Required Fees	\$1,120
Total	\$33,660
Average grant aid awarded to undergraduates (23-24)	Not provided

Contact Information:

Kettering College

Phone: (937) 395-8628

Email: admissions@kc.edu Web: kc.edu/admissions



Fall Enrollment 2023

Full-time Undergraduates	678
Part-time Undergraduates	66
Total Undergraduate Enrollment	744
Total Graduate Enrollment	198
Percentage Undergraduate Men	57%
Percentage Undergraduate Women	43%
Percentage Undergraduate Minorities	30%
Average Class Size	
Student to Faculty Ratio	12:1

Fall 2023 Freshmen Profile

Middle 50% ACT Composite	18-24
Middle 50% SAT Reading	485-560
Middle 50% SAT Math	460-555
Average Freshmen GPA	3.27
Number in Freshmen Class	225
Percentage of Freshmen Receiving Aid	100%
Average Financial Aid for Freshmen	\$30,713

Campus Life

Religious Affiliation	N/A
Campus Setting	Suburb:Large
Academic Calendar	Semester
Minority/Multicultural Programs	Yes
Contact Name, Email	Student Life Office, studentlife@lec.edu
Student Organizations	Yes
Fraternities and Sororities	No
Intramural Sports	Yes
Men	Yes
Women	Yes

Housing

Guaranteed Housing if Matriculation	No
Free Paid by May 1	
Percentage of Full-Time Undergraduates	
Living on Campus	

Admission Information (2024-2025)

Early Decision	No
Apply by	N/A
Admission Notification by	N/A
Regular Admission	
Apply by	Rolling
Admission Notification by	Rolling
Application Fee	\$0
Application Fee Waiver	N/A
Online Application Fee	\$0
Deferred Admission	Yes
Early Admission (after junior year)	Yes
Candidates Reply Date	Prefer by May 1
Tuition Deposit	\$200

Financial Aid Information

Director of Financial Aid	Alison McBrady
Phone Number	440-375-7105
Email	amcbrady@lec.edu
CSS Financial Aid Profile	No
Institutional Financial Aid Form	No
Application Deadline	Rolling
Financial Aid Award Announcement	Rolling
Scholarship Website	

Athletics

Athletic Division	NCAA II
Athletic Scholarships	Yes

Learning Disabled Students

LD Formal Program Available	No
Limited Support Services Only	Yes

Other Information

Can high school students enroll in CCP at your institution?	Yes
International Baccalaureate	No
ASL as a foreign language credit	Yes

Cost for Academic Year 2024-2025

Tuition	\$37,634
Room and Board	\$13,036
Required Fees	\$200
Total	\$50,870
Average grant aid awarded to undergraduates (23-24)	Not provided

Contact Information:

Lake Erie College
 Ashley Mayse, Executive Director of Admission
 Phone: (440) 375-7053
 Email: admission@lec.edu Web: lec.edu/office-of-admission



Fall Enrollment 2023

Full-time Undergraduates	592
Part-time Undergraduates	235
Total Undergraduate Enrollment	827
Total Graduate Enrollment	187
Percentage Undergraduate Men	41%
Percentage Undergraduate Women	59%
Percentage Undergraduate Minorities	20%
Average Class Size	15
Student to Faculty Ratio	13:1

Fall 2023 Freshmen Profile

Middle 50% ACT Composite	N/A
Middle 50% SAT Reading	N/A
Middle 50% SAT Math	N/A
Average Freshmen GPA	3.28
Number in Freshmen Class	168
Percentage of Freshmen Receiving Aid	100%
Average Financial Aid for Freshmen	\$16,195

Campus Life

Religious Affiliation	Roman Catholic
Campus Setting	Suburb:Large
Academic Calendar	Semester
Minority/Multicultural Programs	Yes
Contact Name, Email	Nina Wright
Student Organizations	Yes
Fraternities and Sororities	No
Intramural Sports	
Men	Yes
Women	Yes

Housing

Guaranteed Housing if Matriculation	Yes
Free Paid by May 1	
Percentage of Full-Time Undergraduates	78%
Living on Campus	

Admission Information (2024-2025)

Early Decision	No
Apply by	N/A
Admission Notification by	N/A
Regular Admission	
Apply by	Jun. 1
Admission Notification by	Rolling
Application Fee	\$0
Application Fee Waiver	Yes
Online Application Fee	\$0
Deferred Admission	No
Early Admission (after junior year)	No
Candidates Reply Date	1-May
Tuition Deposit	\$100

Financial Aid Information

Director of Financial Aid	Callie Zake
Phone Number	419-517-7487
Email	czake@lourdes.edu
CSS Financial Aid Profile	No
Institutional Financial Aid Form	No
Application Deadline	N/A
Financial Aid Award Announcement	Rolling
Scholarship Website	lourdes.edu/costs-financial-aid/scholarships/

Athletics

Athletic Division	NAIA
Athletic Scholarships	Yes

Learning Disabled Students

LD Formal Program Available	No
Limited Support Services Only	Yes

Other Information

Can high school students enroll in CCP at your institution?	Yes
International Baccalaureate	Yes
ASL as a foreign language credit	Yes

Cost for Academic Year 2024-2025

Tuition	\$26,790
Room and Board	\$12,460
Required Fees	\$3,010
Total	\$42,260
Average grant aid awarded to undergraduates (23-24)	\$5,024

Contact Information:

Lourdes University

Phone: (419) 885-5291

Email: luadmits@lourdes.edu Web: apply.lourdes.edu



Fall Enrollment 2023

Full-time Undergraduates	736
Part-time Undergraduates	251
Total Undergraduate Enrollment	987
Total Graduate Enrollment	218
Percentage Undergraduate Men	46%
Percentage Undergraduate Women	54%
Percentage Undergraduate Minorities	16%
Average Class Size	17
Student to Faculty Ratio	12:1

Fall 2023 Freshmen Profile

Middle 50% ACT Composite	17-24
Middle 50% SAT Reading	455-618
Middle 50% SAT Math	430-618
Average Freshmen GPA	3.5
Number in Freshmen Class	217
Percentage of Freshmen Receiving Aid	100%
Average Financial Aid for Freshmen	\$28,494

Campus Life

Religious Affiliation	Evangelical Friends Church
Campus Setting	City: Small
Academic Calendar	Semester
Minority/Multicultural Programs	Yes
Contact Name, Email	Andrea Ramsey, aramsey@malone.edu
Student Organizations	Yes
Fraternities and Sororities	No
Intramural Sports	
Men	Yes
Women	Yes

Housing

Guaranteed Housing if Matriculation	Yes
Free Paid by May 1	
Percentage of Full-Time Undergraduates Living on Campus	62%

Admission Information (2024-2025)

Early Decision	No
Apply by	N/A
Admission Notification by	N/A
Regular Admission	
Apply by	Mar. 1 (recommended)
Admission Notification by	Rolling
Application Fee	\$20
Application Fee Waiver	On as-needed basis
Online Application Fee	\$0
Deferred Admission	Yes
Early Admission (after junior year)	Yes
Candidates Reply Date	May 1
Tuition Deposit	\$200

Financial Aid Information

Director of Financial Aid	Pamela Pustay
Phone Number	330-471-8159
Email	finaid@malone.edu
CSS Financial Aid Profile	No
Institutional Financial Aid Form	No
Application Deadline	None
Financial Aid Award Announcement	Rolling
Scholarship Website	https://www.malone.edu/admissions-aid/financial-aid-scholarships/scholarships-grants/

Athletics

Athletic Division	NCAA II
Athletic Scholarships	Yes

Learning Disabled Students

LD Formal Program Available	No
Limited Support Services Only	Yes

Other Information

Can high school students enroll in CCP at your institution?	Yes
International Baccalaureate	Yes
ASL as a foreign language credit	No

Cost for Academic Year 2024-2025

Tuition	\$35,840
Room and Board	\$11,400
Required Fees	\$1,320
Total	\$48,560
Average grant aid awarded to undergraduates (23-24)	\$22,884

Contact Information:

Malone University
Ann Lawson, Director of Admissions

Phone: (800) 958-8734

Email: admissions@malone.edu Web: malone.edu/admissions-aid



Marietta College

Fall Enrollment 2023

Full-time Undergraduates	1,019
Part-time Undergraduates	66
Total Undergraduate Enrollment	1,085
Total Graduate Enrollment	86
Percentage Undergraduate Men	51%
Percentage Undergraduate Women	49%
Percentage Undergraduate Minorities	15%
Average Class Size	13
Student to Faculty Ratio	9 to 1

Fall 2023 Freshmen Profile

Middle 50% ACT Composite	18-24
Middle 50% SAT Reading	500-640
Middle 50% SAT Math	490-655
Average Freshmen GPA	3.57
Number in Freshmen Class	314
Percentage of Freshmen Receiving Aid	100%
Average Financial Aid for Freshmen	\$29,711

Campus Life

Religious Affiliation	N/A
Campus Setting	Town:Fringe
Academic Calendar	Semester
Minority/Multicultural Programs	Yes
Contact Name, Email	Tony Mayle, aam006@marietta.edu
Student Organizations	Yes
Fraternities and Sororities	Yes
Intramural Sports	Yes
Men	Yes
Women	Yes

Housing

Guaranteed Housing if Matriculation	Yes
Free Paid by May 1	
Percentage of Full-Time Undergraduates	83%
Living on Campus	

Admission Information (2024-2025)

Early Decision	No
Apply by	N/A
Admission Notification by	N/A
Regular Admission	
Apply by	Rolling
Admission Notification by	Rolling
Application Fee	\$0
Application Fee Waiver	N/A
Online Application Fee	\$0
Deferred Admission	Yes
Early Admission (after junior year)	Yes
Candidates Reply Date	May 1
Tuition Deposit	\$200

Financial Aid Information

Director of Financial Aid	Justin Boyce
Phone Number	1-800-331-2709
Email	finaid@marietta.edu
CSS Financial Aid Profile	No
Institutional Financial Aid Form	No
Application Deadline	Rolling
Financial Aid Award Announcement	Rolling
Scholarship Website	marietta.edu/scholarships

Athletics

Athletic Division	NCAA III
Athletic Scholarships	No

Learning Disabled Students

LD Formal Program Available	No
Limited Support Services Only	Yes

Other Information

Can high school students enroll in CCP at your institution?	Yes
International Baccalaureate	Yes
ASL as a foreign language credit	Yes

Cost for Academic Year 2024-2025

Tuition	\$38,508
Room and Board	\$13,296
Required Fees	\$1,144
Total	\$60,314
Average grant aid awarded to undergraduates (23-24)	\$38,406

Contact Information:

Marietta College

Heidi Terry, Vice President for Enrollment Management

Phone: (800) 331-2709

Email: admit@marietta.edu Web: marietta.edu/contact-admission



Fall Enrollment 2023

Full-time Undergraduates	263
Part-time Undergraduates	736
Total Undergraduate Enrollment	999
Total Graduate Enrollment	151
Percentage Undergraduate Men	13%
Percentage Undergraduate Women	87%
Percentage Undergraduate Minorities	30%
Average Class Size	25
Student to Faculty Ratio	7:1

Fall 2023 Freshmen Profile

Middle 50% ACT Composite	15-22
Middle 50% SAT Reading	420-570
Middle 50% SAT Math	430-500
Average Freshmen GPA	3.51
Number in Freshmen Class	58
Percentage of Freshmen Receiving Aid	100%
Average Financial Aid for Freshmen	\$18,524

Campus Life

Religious Affiliation	Roman Catholic
Campus Setting	City: Large
Academic Calendar	Semester
Minority/Multicultural Programs	Yes
Contact Name, Email	Marcus Dawson, marcus.dawson@mercycollege.edu
Student Organizations	Yes
Fraternities and Sororities	No
Intramural Sports	No
Men	No
Women	No

Housing

	N/A
Guaranteed Housing if Matriculation	N/A
Free Paid by May 1	
Percentage of Full-Time Undergraduates	0%
Living on Campus	

Admission Information (2024-2025)

Early Decision	No
Apply by	N/A
Admission Notification by	N/A
Regular Admission	
Apply by	Rolling
Admission Notification by	Rolling
Application Fee	\$0
Application Fee Waiver	N/A
Online Application Fee	\$0
Deferred Admission	No
Early Admission (after junior year)	No
Candidates Reply Date	May 1 preferred
Tuition Deposit	\$125

Financial Aid Information

Director of Financial Aid	Julie Leslie
Phone Number	419-251-1598
Email	julie.leslie@mercycollege.edu
CSS Financial Aid Profile	No
Institutional Financial Aid Form	No
Application Deadline	2/28
Financial Aid Award Announcement	Rolling
Scholarship Website	mercycollege.edu/admissions/ financial-aid/scholarships

Athletics

Athletic Division	N/A
Athletic Scholarships	No

Learning Disabled Students

LD Formal Program Available	No
Limited Support Services Only	Yes

Other Information

Can high school students enroll in CCP at your institution?	Yes
International Baccalaureate	No
ASL as a foreign language credit	No

Cost for Academic Year 2024-2025

Tuition	\$15,888
Room and Board	\$0
Required Fees	\$1,350
Total	\$17,238
Average grant aid awarded to undergraduates (23-24)	\$4,650

Contact Information: Mercy College of Ohio

Gina Schultz, Assistant Director of Admissions
Phone: (419) 251-1313

Email: admissions@mercycollege.edu Web: mercycollege.edu/admissions



Fall Enrollment 2023

Full-time Undergraduates	463
Part-time Undergraduates	112
Total Undergraduate Enrollment	575
Total Graduate Enrollment	137
Percentage Undergraduate Men	12%
Percentage Undergraduate Women	87%
Percentage Undergraduate Minorities	40%
Average Class Size	30
Student to Faculty Ratio	9:1

Fall 2023 Freshmen Profile

Middle 50% ACT Composite	17-21
Middle 50% SAT Reading	N/A
Middle 50% SAT Math	N/A
Average Freshmen GPA	3.63
Number in Freshmen Class	26
Percentage of Freshmen Receiving Aid	95%
Average Financial Aid for Freshmen	\$9,024

Campus Life

Religious Affiliation	Roman Catholic
Campus Setting	City:Large
Academic Calendar	Semester
Minority/Multicultural Programs	Yes
Contact Name, Email	Ken Sigler
Student Organizations	Yes
Fraternities and Sororities	No
Intramural Sports	
Men	No
Women	No

Housing

Guaranteed Housing if Matriculation	No
Free Paid by May 1	
Percentage of Full-Time Undergraduates	0%
Living on Campus	

Admission Information (2024-2025)

Early Decision	No
Apply by	N/A
Admission Notification by	N/A
Regular Admission	Yes
Apply by	Jul. 1
Admission Notification by	Rolling
Application Fee	\$30
Application Fee Waiver	On as-needed basis
Online Application Fee	\$30
Deferred Admission	No
Early Admission (after junior year)	No
Candidates Reply Date	Aug. 1
Tuition Deposit	\$100

Financial Aid Information

Director of Financial Aid	Steve Wetz
Phone Number	614-234-4397
Email	swetz@mccn.edu
CSS Financial Aid Profile	No
Institutional Financial Aid Form	No
Application Deadline	Mar. 15
Financial Aid Award Announcement	Rolling
Scholarship Website	mccn.edu/tuition-and-financial-aid/ financial-aid/main-sources-of-financial-aid/institutional-scholarships-and-grants

Athletics

Athletic Division	N/A
Athletic Scholarships	No

Learning Disabled Students

LD Formal Program Available	No
Limited Support Services Only	Yes

Other Information

Can high school students enroll in CCP at your institution?	No
International Baccalaureate	Yes
ASL as a foreign language credit	Yes

Cost for Academic Year 2024-2025

Tuition	\$22,080
Room and Board	\$0
Required Fees	\$0
Total	\$22,080
Average grant aid awarded to undergraduates (23-24)	\$8,195

Contact Information:
Mount Carmel College of Nursing
Ken Sigler, Director, Admissions and Enrollment Management
Phone: (614) 234-5144
Email: ksigler@mccn.edu Web: mccn.edu



MOUNT ST. JOSEPH UNIVERSITY®

Fall Enrollment 2023

Full-time Undergraduates	1,062
Part-time Undergraduates	384
Total Undergraduate Enrollment	1,446
Total Graduate Enrollment	604
Percentage Undergraduate Men	45%
Percentage Undergraduate Women	55%
Percentage Undergraduate Minorities	18%
Average Class Size	17
Student to Faculty Ratio	9:1

Fall 2023 Freshmen Profile

Middle 50% ACT Composite	21-27
Middle 50% SAT Reading	530-640
Middle 50% SAT Math	538-593
Average Freshmen GPA	4.00
Number in Freshmen Class	323
Percentage of Freshmen Receiving Aid	100%
Average Financial Aid for Freshmen	\$30,926

Campus Life

Religious Affiliation	Roman Catholic
Campus Setting	Suburb:Large
Academic Calendar	Semester
Minority/Multicultural Programs	Yes
Contact Name, Email	Janet Cox
Student Organizations	Yes
Fraternities and Sororities	Yes
Intramural Sports	
Men	Yes
Women	Yes

Housing

Guaranteed Housing if Matriculation	Yes
Free Paid by May 1	
Percentage of Full-Time Undergraduates	50%
Living on Campus	

Admission Information (2024-2025)

Early Decision	No
Apply by	N/A
Admission Notification by	N/A
Regular Admission	
Apply by	Aug. 15
Admission Notification by	Rolling
Application Fee	\$25
Application Fee Waiver	On as-needed basis
Online Application Fee	\$25
Deferred Admission	Yes
Early Admission (after junior year)	No
Candidates Reply Date	May 1
Tuition Deposit	\$100

Financial Aid Information

Director of Financial Aid	Todd Everett
Phone Number	513-244-4839
Email	todd.everett@msj.edu
CSS Financial Aid Profile	No
Institutional Financial Aid Form	No
Application Deadline	Mar. 1
Financial Aid Award Announcement	Rolling
Scholarship Website	www.msj.edu

Athletics

Athletic Division	NCAA III
Athletic Scholarships	No

Learning Disabled Students

LD Formal Program Available	Yes
Limited Support Services Only	Yes

Other Information

Can high school students enroll in CCP at your institution?	No
International Baccalaureate	Yes
ASL as a foreign language credit	Yes

Cost for Academic Year 2024-2025

Tuition	\$36,950
Room and Board	\$11,540
Required Fees	\$1,200
Total	\$47,650
Average grant aid awarded to undergraduates (23-24)	\$26,107

Contact Information:
Mount St. Joseph University
Chris Powers, Vice President of Enrollment
Phone: (513) 244-4531
Email: chris.powers@msj.edu Web: msj.edu



Fall Enrollment 2023

Full-time Undergraduates	1,779
Part-time Undergraduates	148
Total Undergraduate Enrollment	1,927
Total Graduate Enrollment	242
Percentage Undergraduate Men	52%
Percentage Undergraduate Women	48%
Percentage Undergraduate Minorities	19%
Average Class Size	17
Student to Faculty Ratio	12:1

Fall 2023 Freshmen Profile

Middle 50% ACT Composite	24-28
Middle 50% SAT Reading	560-620
Middle 50% SAT Math	510-670
Average Freshmen GPA	3.5
Number in Freshmen Class	536
Percentage of Freshmen Receiving Aid	100%
Average Financial Aid for Freshmen	\$29,673

Campus Life

Religious Affiliation	N/A
Campus Setting	Town:Fringe
Academic Calendar	Semester
Minority/Multicultural Programs	Yes
Contact Name, Email	John Frazier, fraziej1@mountunion.edu
Student Organizations	Yes
Fraternities and Sororities	Yes
Intramural Sports	Yes
Men	Yes
Women	Yes

Housing

Guaranteed Housing if Matriculation	Yes
Free Paid by May 1	
Percentage of Full-Time Undergraduates Living on Campus	70%

Admission Information (2024-2025)

Early Decision	No
Apply by	N/A
Admission Notification by	N/A
Regular Admission	
Apply by	Rolling
Admission Notification by	Rolling
Application Fee	\$0
Application Fee Waiver	N/A
Online Application Fee	\$0
Deferred Admission	Yes
Early Admission (after junior year)	N/A
Candidates Reply Date	May 1
Tuition Deposit	\$150

Financial Aid Information

Director of Financial Aid	Kathleen Thomas
Phone Number	330-823-2578
Email	thomaska@mountunion.edu
CSS Financial Aid Profile	No
Institutional Financial Aid Form	No
Application Deadline	Rolling
Financial Aid Award Announcement	Rolling
Scholarship Website	https://www.mountunion.edu/admission/tuition-and-aid/scholarships-and-grants

Athletics

Athletic Division	NCAA III
Athletic Scholarships	No

Learning Disabled Students

LD Formal Program Available	No
Limited Support Services Only	Yes

Other Information

Can high school students enroll in CCP at your institution?	Yes
International Baccalaureate	Yes
ASL as a foreign language credit	No

Cost for Academic Year 2024-2025

Tuition	\$36,100
Room and Board	\$11,800
Required Fees	\$500
Total	\$48,400
Average grant aid awarded to undergraduates (23-24)	\$23,342

Contact Information:

University of Mount Union

Kaetlynn Wise, Director of Admission

Phone: (330) 823-2590

Email: admission@mountunion.edu Web: mountunion.edu/admission

MOUNT VERNON

NAZARENE UNIVERSITY

Fall Enrollment 2023

Full-time Undergraduates	1,385
Part-time Undergraduates	246
Total Undergraduate Enrollment	1,631
Total Graduate Enrollment	214
Percentage Undergraduate Men	39%
Percentage Undergraduate Women	61%
Percentage Undergraduate Minorities	10%
Average Class Size	19
Student to Faculty Ratio	12:1

Fall 2023 Freshmen Profile

Middle 50% ACT Composite	18-25
Middle 50% SAT Reading	485-610
Middle 50% SAT Math	478-618
Average Freshmen GPA	3.61
Number in Freshmen Class	278
Percentage of Freshmen Receiving Aid	100%
Average Financial Aid for Freshmen	Not Provided

Campus Life

Religious Affiliation	Church of the Nazarene
Campus Setting	Town:Distant
Academic Calendar	Semester
Minority/Multicultural Programs	Yes
Contact Name, Email	Tavaris Taylor, tavaris.taylor@mvnu.edu
Student Organizations	Yes
Fraternities and Sororities	No
Intramural Sports	Yes
Men	Yes
Women	Yes

Housing

Guaranteed Housing if Matriculation	Yes
Free Paid by May 1	
Percentage of Full-Time Undergraduates	76%
Living on Campus	

Admission Information (2024-2025)

Early Decision	No
Apply by	N/A
Admission Notification by	N/A
Regular Admission	
Apply by	Rolling
Admission Notification by	Rolling
Application Fee	\$25
Application Fee Waiver	Y
Online Application Fee	\$25
Deferred Admission	Yes
Early Admission (after junior year)	N/A
Candidates Reply Date	May 1
Tuition Deposit	\$150

Financial Aid Information

Director of Financial Aid	Brooke Overholt
Phone Number	740-397-6868
Email	financial.aid@mvnu.edu
CSS Financial Aid Profile	No
Institutional Financial Aid Form	No
Application Deadline	N/A
Financial Aid Award Announcement	Rolling
Scholarship Website	https://mvnu.edu/admissions/on-campus/scholarships/

Athletics

Athletic Division	NAIA
Athletic Scholarships	Yes

Learning Disabled Students

LD Formal Program Available	Yes
Limited Support Services Only	Yes

Other Information

Can high school students enroll in CCP at your institution?	Yes
International Baccalaureate	Yes
ASL as a foreign language credit	Yes

Cost for Academic Year 2024-2025

Tuition	\$36,684
Room and Board	\$10,394
Required Fees	\$474
Total	\$47,552
Average grant aid awarded to undergraduates (23-24)	Not provided

Contact Information:

Mount Vernon Nazarene University
Sarah Alexander, Director of Traditional Enrollment
Phone: (866) 462-6868

Email: admissions@mvnu.edu Web: mvnu.edu/admissions/on-campus/undergraduate/

MUSKINGUM

UNIVERSITY

Fall Enrollment 2023

Full-time Undergraduates	1,279
Part-time Undergraduates	245
Total Undergraduate Enrollment	1,524
Total Graduate Enrollment	584
Percentage Undergraduate Men	45%
Percentage Undergraduate Women	55%
Percentage Undergraduate Minorities	15%
Average Class Size	14
Student to Faculty Ratio	13:1

Fall 2023 Freshmen Profile

Middle 50% ACT Composite	17-22
Middle 50% SAT Reading	470-550
Middle 50% SAT Math	430-570
Average Freshmen GPA	3.51
Number in Freshmen Class	373
Percentage of Freshmen Receiving Aid	99%
Average Financial Aid for Freshmen	\$31,065

Campus Life

Religious Affiliation	Presbyterian Church (USA)
Campus Setting	Town:Distant
Academic Calendar	Semester
Minority/Multicultural Programs	Yes
Contact Name, Email	
Student Organizations	Yes
Fraternities and Sororities	Yes
Intramural Sports	
Men	Yes
Women	Yes

Housing

Guaranteed Housing if Matriculation	Yes
Free Paid by May 1	
Percentage of Full-Time Undergraduates	58%
Living on Campus	

Admission Information (2024-2025)

Early Decision	No
Apply by	N/A
Admission Notification by	N/A
Regular Admission	
Apply by	N/A
Admission Notification by	Rolling
Application Fee	\$0
Application Fee Waiver	N/A
Online Application Fee	\$0
Deferred Admission	Yes
Early Admission (after junior year)	No
Candidates Reply Date	May 1
Tuition Deposit	\$200

Financial Aid Information

Director of Financial Aid	Amber Gump
Phone Number	740-826-8139
Email	finaid@muskingum.edu
CSS Financial Aid Profile	No
Institutional Financial Aid Form	No
Application Deadline	Mar. 1
Financial Aid Award Announcement	Rolling
Scholarship Website	https://www.muskingum.edu/financial-aid/first-year

Athletics

Athletic Division	NCAA III
Athletic Scholarships	No

Learning Disabled Students

LD Formal Program Available	Yes
Limited Support Services Only	No

Other Information

Can high school students enroll in CCP at your institution?	Yes
International Baccalaureate	Yes
ASL as a foreign language credit	Yes

Cost for Academic Year 2024-2025

Tuition	\$31,550
Room and Board	\$12,916
Required Fees	\$1,287
Total	\$45,753
Average grant aid awarded to undergraduates (23-24)	Not provided

Contact Information:

Muskingum University

Jake Burnett, Director of Admission

Phone: (740) 826-8137

Email: admission@muskingum.edu Web: muskingum.edu



Fall Enrollment 2023	
Full-time Undergraduates	2,410
Part-time Undergraduates	162
Total Undergraduate Enrollment	2,572
Total Graduate Enrollment	34
Percentage Undergraduate Men	83%
Percentage Undergraduate Women	17%
Percentage Undergraduate Minorities	14%
Average Class Size	15
Student to Faculty Ratio	25:1

Fall 2023 Freshmen Profile	
Middle 50% ACT Composite	N/A
Middle 50% SAT Reading	N/A
Middle 50% SAT Math	N/A
Average Freshmen GPA	N/A
Number in Freshmen Class	877
Percentage of Freshmen Receiving Aid	88%
Average Financial Aid for Freshmen	\$12,261

Campus Life	
Religious Affiliation	N/A
Campus Setting	Suburb:Small
Academic Calendar	Quarter
Minority/Multicultural Programs	No
Contact Name, Email	N/A
Student Organizations	Yes
Fraternities and Sororities	No
Intramural Sports	
Men	Yes
Women	Yes

Housing	
Guaranteed Housing if Matriculation	Yes
Free Paid by May 1	
Percentage of Full-Time Undergraduates	74%
Living on Campus	

Admission Information (2024-2025)

Early Decision	No
Apply by	N/A
Admission Notification by	N/A
Regular Admission	
Apply by	Rolling
Admission Notification by	Rolling
Application Fee	\$20
Application Fee Waiver	No
Online Application Fee	\$20
Deferred Admission	No
Early Admission (after junior year)	No
Candidates Reply Date	N/A
Tuition Deposit	\$0

Financial Aid Information

Director of Financial Aid	Kim Clevenger
Phone Number	419-998-8890
Email	financialaid@unoh.edu
CSS Financial Aid Profile	No
Institutional Financial Aid Form	No
Application Deadline	None
Financial Aid Award Announcement	Rolling
Scholarship Website	

Athletics

Athletic Division	NAIA II
Athletic Scholarships	Yes

Learning Disabled Students

LD Formal Program Available	Yes
Limited Support Services Only	Yes

Other Information

Can high school students enroll in CCP at your institution?	No
International Baccalaureate	No
ASL as a foreign language credit	No

Cost for Academic Year 2024-2025

Tuition	\$12,600
Room and Board	\$8,601
Required Fees	\$1,275
Total	\$22,476
Average grant aid awarded to undergraduates (23-24)	Not provided

Contact Information:
University of Northwestern Ohio
Tony Azzarello, Director of Admissions
Phone: (419) 998-3120
Email: admissions@unoh.edu Web: unoh.edu

OBERLIN

COLLEGE & CONSERVATORY

Fall Enrollment 2023

Full-time Undergraduates	2,942
Part-time Undergraduates	24
Total Undergraduate Enrollment	2,966
Total Graduate Enrollment	10
Percentage Undergraduate Men	41%
Percentage Undergraduate Women	59%
Percentage Undergraduate Minorities	27%
Average Class Size	20
Student to Faculty Ratio	9:1

Fall 2023 Freshmen Profile

Middle 50% ACT Composite	32-34
Middle 50% SAT Reading	710-770
Middle 50% SAT Math	690-770
Average Freshmen GPA	3.8
Number in Freshmen Class	778
Percentage of Freshmen Receiving Aid	100%
Average Financial Aid for Freshmen	\$54,835

Campus Life

Religious Affiliation	N/A
Campus Setting	Town:Fringe
Academic Calendar	Four-one-four plan
Minority/Multicultural Programs	Yes
Contact Name, Email	Chris Donaldson, Chris.Donaldson@oberlin.edu
Student Organizations	Yes
Fraternities and Sororities	No
Intramural Sports	
Men	Yes
Women	Yes

Housing

Guaranteed Housing if Matriculation	Yes
Free Paid by May 1	
Percentage of Full-Time Undergraduates	93%
Living on Campus	

Admission Information (2024-2025)

Early Decision	Yes
Apply by	Nov. 15 or Jan. 2
Admission Notification by	Dec. 15 or Feb. 1
Regular Admission	
Apply by	Jan. 15
Admission Notification by	Apr. 1
Application Fee	\$0
Application Fee Waiver	N/A
Online Application Fee	\$0
Deferred Admission	Yes
Early Admission (after junior year)	Rarely
Candidates Reply Date	May 1
Tuition Deposit	\$300

Financial Aid Information

Director of Financial Aid	Michele Kosboth
Phone Number	440-775-8142
Email	mkosboth@oberlin.edu
CSS Financial Aid Profile	Yes
Institutional Financial Aid Form	No
Application Deadline	Jan. 15
Financial Aid Award Announcement	Apr. 1
Scholarship Website	oberlin.edu/financial-aid/ policies/scholarships

Athletics

Athletic Division	NCAA III
Athletic Scholarships	No

Learning Disabled Students

LD Formal Program Available	Yes
Limited Support Services Only	No

Other Information

Can high school students enroll in CCP at your institution?	No
International Baccalaureate	Yes
ASL as a foreign language credit	No

Cost for Academic Year 2024-2025

Tuition	\$66,410
Room and Board	\$19,510
Required Fees	\$956
Total	\$86,876
Average grant aid awarded to undergraduates (23-24)	\$37,464

Contact Information:

Oberlin College

Manuel Carballo, Vice President and Dean of Admissions and Financial Aid

Phone: (440) 775-8411

Email: college.admissions@oberlin.edu Web: oberlin.edu



Fall Enrollment 2023

Full-time Undergraduates	566
Part-time Undergraduates	774
Total Undergraduate Enrollment	1,340
Total Graduate Enrollment	143
Percentage Undergraduate Men	43%
Percentage Undergraduate Women	57%
Percentage Undergraduate Minorities	30%
Average Class Size	10
Student to Faculty Ratio	11:1

Fall 2023 Freshmen Profile

Middle 50% ACT Composite	15-17
Middle 50% SAT Reading	N/A
Middle 50% SAT Math	N/A
Average Freshmen GPA	
Number in Freshmen Class	118
Percentage of Freshmen Receiving Aid	97%
Average Financial Aid for Freshmen	\$12,248

Campus Life

Religious Affiliation	Other Protestant
Campus Setting	Town:Distant
Academic Calendar	Semester
Minority/Multicultural Programs	No
Contact Name, Email	
Student Organizations	Yes
Fraternities and Sororities	No
Intramural Sports	No
Men	
Women	

Housing

Guaranteed Housing if Matriculation	Yes
Free Paid by May 1	
Percentage of Full-Time Undergraduates	N/A
Living on Campus	

Admission Information (2024-2025)

Early Decision	No
Apply by	N/A
Admission Notification by	N/A
Regular Admission	
Apply by	Rolling
Admission Notification by	Rolling
Application Fee	\$25
Application Fee Waiver	Yes
Online Application Fee	\$25
Deferred Admission	N/A
Early Admission (after junior year)	Yes
Candidates Reply Date	
Tuition Deposit	\$100

Financial Aid Information

Director of Financial Aid	Brandon Ritchey
Phone Number	740-420-5944
Email	finaid@ohiochristian.edu
CSS Financial Aid Profile	No
Institutional Financial Aid Form	No
Application Deadline	Rolling
Financial Aid Award Announcement	Rolling
Scholarship Website	ohiochristian.edu/campus-degrees/financial-aid

Athletics

Athletic Division	NCCAA
Athletic Scholarships	Yes

Learning Disabled Students

LD Formal Program Available	No
Limited Support Services Only	Yes

Other Information

Can high school students enroll in CCP at your institution?	Yes
International Baccalaureate	No
ASL as a foreign language credit	No

Cost for Academic Year 2024-2025

Tuition	\$23,250
Room and Board	\$9,950
Required Fees	\$3,210
Total	\$36,410
Average grant aid awarded to undergraduates (23-24)	\$14,305

Contact Information:

Ohio Christian University

Dr. Silvia Lucaschi-Decker, Senior Executive Officer and Dean of the College of Adult and Graduate Studies

Phone: (740) 477-7846

Email: SDecker1@OhioChristian.edu Web: ohiochristian.edu



Fall Enrollment 2023

Full-time Undergraduates	742
Part-time Undergraduates	152
Total Undergraduate Enrollment	894
Total Graduate Enrollment	364
Percentage Undergraduate Men	46%
Percentage Undergraduate Women	54%
Percentage Undergraduate Minorities	44%
Average Class Size	13
Student to Faculty Ratio	12:1

Fall 2023 Freshmen Profile

Middle 50% ACT Composite	20-28
Middle 50% SAT Reading	N/A
Middle 50% SAT Math	N/A
Average Freshmen GPA	3.41
Number in Freshmen Class	233
Percentage of Freshmen Receiving Aid	100%
Average Financial Aid for Freshmen	\$34,784

Campus Life

Religious Affiliation	Roman Catholic
Campus Setting	City: Large
Academic Calendar	Semester
Minority/Multicultural Programs	Yes
Contact Name, Email	Amy Thomas, thomasa3@ohiodominican.edu
Student Organizations	Yes
Fraternities and Sororities	No
Intramural Sports	Yes
Men	Yes
Women	Yes

Housing

Guaranteed Housing if Matriculation	No
Free Paid by May 1	
Percentage of Full-Time Undergraduates	59%
Living on Campus	

Admission Information (2024-2025)

Early Decision	No
Apply by	N/A
Admission Notification by	N/A
Regular Admission	
Apply by	Rolling
Admission Notification by	Rolling
Application Fee	\$0
Application Fee Waiver	N/A
Online Application Fee	\$0
Deferred Admission	Yes
Early Admission (after junior year)	No
Candidates Reply Date	May 1
Tuition Deposit	\$150

Financial Aid Information

Director of Financial Aid	Tara Schneider
Phone Number	614-251-4778
Email	finaid@ohiodominican.edu
CSS Financial Aid Profile	No
Institutional Financial Aid Form	No
Application Deadline	Priority - Feb. 15th
Financial Aid Award Announcement	Rolling
Scholarship Website	ohiodominican.edu/financial-aid/ scholarships/merit.html

Athletics

Athletic Division	NCAA II
Athletic Scholarships	Yes

Learning Disabled Students

LD Formal Program Available	No
Limited Support Services Only	Yes

Other Information

Can high school students enroll in CCP at your institution?	No
International Baccalaureate	Yes
ASL as a foreign language credit	Yes

Cost for Academic Year 2024-2025

Tuition	\$35,110
Room and Board	\$12,882
Required Fees	\$610
Total	\$48,602
Average grant aid awarded to undergraduates (23-24)	Not provided

Contact Information:
Ohio Dominican University
Jonathon Neeley, Associate Director of Undergraduate Admission
Phone: (614) 251-4500
Email: admission@ohiodominican.edu Web: ohiodominican.edu/admission

OHIO NORTHERN UNIVERSITY

Fall Enrollment 2023

Full-time Undergraduates	2,348
Part-time Undergraduates	244
Total Undergraduate Enrollment	2,592
Total Graduate Enrollment	450
Percentage Undergraduate Men	55%
Percentage Undergraduate Women	45%
Percentage Undergraduate Minorities	15%
Average Class Size	19
Student to Faculty Ratio	13:1

Fall 2023 Freshmen Profile

Middle 50% ACT Composite	25-30
Middle 50% SAT Reading	570-660
Middle 50% SAT Math	590-680
Average Freshmen GPA	3.84
Number in Freshmen Class	587
Percentage of Freshmen Receiving Aid	99%
Average Financial Aid for Freshmen	\$32,861

Campus Life

Religious Affiliation	United Methodist
Campus Setting	Town:Fringe
Academic Calendar	Semester
Minority/Multicultural Programs	Yes
Contact Name, Email	Dean Altstaetter
Student Organizations	Yes
Fraternities and Sororities	Yes
Intramural Sports	Yes
Men	Yes
Women	Yes

Housing

Guaranteed Housing if Matriculation	Yes
Free Paid by May 1	
Percentage of Full-Time Undergraduates	73%
Living on Campus	

Admission Information (2024-2025)

Early Decision	No
Apply by	N/A
Admission Notification by	N/A
Regular Admission	
Apply by	Rolling (Pharmacy Dec. 1)
Admission Notification by	Rolling
Application Fee	\$0
Application Fee Waiver	N/A
Online Application Fee	\$0
Deferred Admission	Yes
Early Admission (after junior year)	No
Candidates Reply Date	May 1
Tuition Deposit	\$200

Financial Aid Information

Director of Financial Aid	Dr. Melanie Weaver
Phone Number	419-772-2272
Email	m-weaver.2@onu.edu
CSS Financial Aid Profile	No
Institutional Financial Aid Form	No
Application Deadline	April 15
Financial Aid Award Announcement	Rolling
Scholarship Website	onu.edu/admissions-aid/financial-aid/undergraduate-scholarships

Athletics

Athletic Division	NCAA III
Athletic Scholarships	No

Learning Disabled Students

LD Formal Program Available	No
Limited Support Services Only	Yes

Other Information

Can high school students enroll in CCP at your institution?	Yes
International Baccalaureate	Yes
ASL as a foreign language credit	Yes

Cost for Academic Year 2024-2025

Tuition	\$38,250
Room and Board	\$13,400
Required Fees	\$1,550
Total	\$53,200
Average grant aid awarded to undergraduates (23-24)	\$25,210

Contact Information:
Ohio Northern University
Deb Miller, Director of Admissions
Phone: (419) 772-2260
Email: admissions-ug@onu.edu Web: onu.edu

Ohio Wesleyan University

Fall Enrollment 2023

Full-time Undergraduates	1,441
Part-time Undergraduates	11
Total Undergraduate Enrollment	1,452
Total Graduate Enrollment	N/A
Percentage Undergraduate Men	42%
Percentage Undergraduate Women	58%
Percentage Undergraduate Minorities	20%
Average Class Size	17
Student to Faculty Ratio	11:1

Fall 2023 Freshmen Profile

Middle 50% ACT Composite	25-31
Middle 50% SAT Reading	550-685
Middle 50% SAT Math	555-665
Average Freshmen GPA	3.7
Number in Freshmen Class	428
Percentage of Freshmen Receiving Aid	91%
Average Financial Aid for Freshmen	\$42,496

Campus Life

Religious Affiliation	United Methodist
Campus Setting	Suburb:Large
Academic Calendar	Semester
Minority/Multicultural Programs	Yes
Contact Name, Email	Laurie Patton, lspatton@owu.edu
Student Organizations	Yes
Fraternities and Sororities	Yes
Intramural Sports	Yes
Men	Yes
Women	Yes

Housing

Guaranteed Housing if Matriculation	Yes
Free Paid by May 1	
Percentage of Full-Time Undergraduates Living on Campus	84%

Admission Information (2024-2025)

Early Decision	Yes
Apply by	Nov. 15
Admission Notification by	Dec. 1
Regular Admission	Yes
Apply by	Mar. 1
Admission Notification by	Rolling
Application Fee	\$0
Application Fee Waiver	N/A
Online Application Fee	\$0
Deferred Admission	Yes
Early Admission (after junior year)	Rarely
Candidates Reply Date	Jun. 1
Tuition Deposit	\$400

Financial Aid Information

Director of Financial Aid	Kevin Paskvan
Phone Number	740-368-3052
Email	kfpaskva@owu.edu
CSS Financial Aid Profile	No
Institutional Financial Aid Form	No
Application Deadline	Feb. 15
Financial Aid Award Announcement	Rolling
Scholarship Website	owu.edu/admission/financial-aid-scholarships-tuition/first-year-students/merit-scholarships-awards/

Athletics

Athletic Division	NCAA III
Athletic Scholarships	No

Learning Disabled Students

LD Formal Program Available	Yes
Limited Support Services Only	Yes

Other Information

Can high school students enroll in CCP at your institution?	No
International Baccalaureate	Yes
ASL as a foreign language credit	No

Cost for Academic Year 2024-2025

Tuition	\$53,264
Room and Board	\$14,684
Required Fees	\$624
Total	\$68,572
Average grant aid awarded to undergraduates (23-24)	\$44,747

Contact Information:
Ohio Wesleyan University
Laurie Patton, Director of Admission
Phone: (740) 368-3020
Email: owuadmit@owu.edu Web: owu.edu



Fall Enrollment 2023

Full-time Undergraduates	1,990
Part-time Undergraduates	129
Total Undergraduate Enrollment	2,119
Total Graduate Enrollment	238
Percentage Undergraduate Men	38%
Percentage Undergraduate Women	62%
Percentage Undergraduate Minorities	27%
Average Class Size	18
Student to Faculty Ratio	12:1

Fall 2023 Freshmen Profile

Middle 50% ACT Composite	23-28
Middle 50% SAT Reading	Not Provided
Middle 50% SAT Math	Not Provided
Average Freshmen GPA	3.70
Number in Freshmen Class	519
Percentage of Freshmen Receiving Aid	100%
Average Financial Aid for Freshmen	\$28,004

Campus Life

Religious Affiliation	United Methodist
Campus Setting	Suburb:Large
Academic Calendar	Semester
Minority/Multicultural Programs	Yes
Contact Name, Email	Nicole Benn, sbenn@otterbein.edu
Student Organizations	Yes
Fraternities and Sororities	Yes
Intramural Sports	
Men	Yes
Women	Yes

Housing

Guaranteed Housing if Matriculation	Yes
Free Paid by May 1	
Percentage of Full-Time Undergraduates	54%
Living on Campus	

Admission Information (2024-2025)

Early Decision	No
Apply by	N/A
Admission Notification by	N/A
Regular Admission	
Apply by	Mar. 1
Admission Notification by	Rolling
Application Fee	\$0
Application Fee Waiver	N/A
Online Application Fee	\$0
Deferred Admission	Yes
Early Admission (after junior year)	Yes
Candidates Reply Date	May 1
Tuition Deposit	\$150

Financial Aid Information

Director of Financial Aid	Kirsten Crotte
Phone Number	614-823-1502
Email	FinancialAid@otterbein.edu
CSS Financial Aid Profile	No
Institutional Financial Aid Form	No
Application Deadline	Feb.15
Financial Aid Award Announcement	Rolling
Scholarship Website	otterbein.edu/financial-aid/ scholarships/

Athletics

Athletic Division	NCAA III
Athletic Scholarships	No

Learning Disabled Students

LD Formal Program Available	No
Limited Support Services Only	Yes

Other Information

Can high school students enroll in CCP at your institution?	Yes
International Baccalaureate	Yes
ASL as a foreign language credit	Yes

Cost for Academic Year 2024-2025

Tuition	\$35,024
Room and Board	\$13,024
Required Fees	\$524
Total	\$48,572
Average grant aid awarded to undergraduates (23-24)	Not provided

Contact Information:

Otterbein University

Mark A. Moffitt, Executive Director of Admission

Phone: (614) 823-1500

Email: uotterb@otterbein.edu Web: otterbein.edu



Fall Enrollment 2023

Full-time Undergraduates	1,186
Part-time Undergraduates	844
Total Undergraduate Enrollment	2,030
Total Graduate Enrollment	138
Percentage Undergraduate Men	41%
Percentage Undergraduate Women	59%
Percentage Undergraduate Minorities	5%
Average Class Size	15
Student to Faculty Ratio	15:1

Fall 2023 Freshmen Profile

Middle 50% ACT Composite	N/A
Middle 50% SAT Reading	N/A
Middle 50% SAT Math	N/A
Average Freshmen GPA	3.12
Number in Freshmen Class	379
Percentage of Freshmen Receiving Aid	91%
Average Financial Aid for Freshmen	\$7,677

Campus Life

Religious Affiliation	N/A
Campus Setting	Rural:Distant
Academic Calendar	Semester
Minority/Multicultural Programs	Yes
Contact Name, Email	Seth Lawrence, slawrence@rio.edu
Student Organizations	Yes
Fraternities and Sororities	Yes
Intramural Sports	
Men	Yes
Women	Yes

Housing

Guaranteed Housing if Matriculation	No
Free Paid by May 1	
Percentage of Full-Time Undergraduates	18%
Living on Campus	

Admission Information (2024-2025)

Early Decision	N/A
Apply by	N/A
Admission Notification by	N/A
Regular Admission	
Apply by	N/A
Admission Notification by	Rolling
Application Fee	\$0
Application Fee Waiver	N/A
Online Application Fee	\$0
Deferred Admission	N/A
Early Admission (after junior year)	Yes
Candidates Reply Date	N/A
Tuition Deposit	\$0

Financial Aid Information

Director of Financial Aid	Chad Curley
Phone Number	740-245-7278
Email	ccurley@rio.edu
CSS Financial Aid Profile	No
Institutional Financial Aid Form	No
Application Deadline	Rolling
Financial Aid Award Announcement	Rolling
Scholarship Website	rio.edu/affordability-aid/ financial-aid/scholarships

Athletics

Athletic Division	NAIA
Athletic Scholarships	Yes

Learning Disabled Students

LD Formal Program Available	Yes
Limited Support Services Only	Yes

Other Information

Can high school students enroll in CCP at your institution?	Yes
International Baccalaureate	No
ASL as a foreign language credit	Yes

Cost for Academic Year 2024-2025

Tuition	\$19,600
Room and Board	\$10,800
Required Fees	\$960
Total	\$31,360
Average grant aid awarded to undergraduates (23-24)	Not provided

Contact Information:
University of Rio Grande
Kristie French, Director of Admissions
Phone: (740) 245-7208
Email: admissions@rio.edu Web: rio.edu



Fall Enrollment 2023

Full-time Undergraduates	1,713
Part-time Undergraduates	956
Total Undergraduate Enrollment	2,669
Total Graduate Enrollment	929
Percentage Undergraduate Men	46%
Percentage Undergraduate Women	54%
Percentage Undergraduate Minorities	23%
Average Class Size	20
Student to Faculty Ratio	20:1

Fall 2023 Freshmen Profile

Middle 50% ACT Composite	N/A
Middle 50% SAT Reading	N/A
Middle 50% SAT Math	N/A
Average Freshmen GPA	3.20
Number in Freshmen Class	475
Percentage of Freshmen Receiving Aid	96%
Average Financial Aid for Freshmen	\$25,437

Campus Life

Religious Affiliation	N/A
Campus Setting	Town:Distant
Academic Calendar	Semester
Minority/Multicultural Programs	Yes
Contact Name, Email	Admissions, admiss@tiffin.edu
Student Organizations	Yes
Fraternities and Sororities	Yes
Intramural Sports	yes
Men	Yes
Women	Yes

Housing

Guaranteed Housing if Matriculation	Yes
Free Paid by May 1	
Percentage of Full-Time Undergraduates Living on Campus	65%

Admission Information (2024-2025)

Early Decision	No
Apply by	N/A
Admission Notification by	N/A
Regular Admission	
Apply by	Rolling
Admission Notification by	Two weeks
Application Fee	\$0
Application Fee Waiver	Yes
Online Application Fee	\$0
Deferred Admission	Yes
Early Admission (after junior year)	No
Candidates Reply Date	May 1
Tuition Deposit	\$100

Financial Aid Information

Director of Financial Aid	Tangi Ritchie
Phone Number	419-448-3279
Email	RitchieT@tiffin.edu
CSS Financial Aid Profile	Yes
Institutional Financial Aid Form	Yes
Application Deadline	Rolling
Financial Aid Award Announcement	Rolling
Scholarship Website	tiffin.edu/admissions/financial-aid/

Athletics

Athletic Division	NCAA II
Athletic Scholarships	Yes

Learning Disabled Students

LD Formal Program Available	Yes
Limited Support Services Only	No

Other Information

Can high school students enroll in CCP at your institution?	Yes
International Baccalaureate	Yes
ASL as a foreign language credit	No

Cost for Academic Year 2024-2025

Tuition	\$30,900
Room and Board	\$12,650
Required Fees	\$1,500
Total	\$45,050
Average grant aid awarded to undergraduates (23-24)	Not provided

Contact Information:

Tiffin University

JT Vaughan, Director of Admissions

Phone: (800) 968-6446 ext. 3423

Email: admiss@tiffin.edu Web: tiffin.edu

Ursuline College

Fall Enrollment 2023

Full-time Undergraduates	522
Part-time Undergraduates	115
Total Undergraduate Enrollment	637
Total Graduate Enrollment	286
Percentage Undergraduate Men	7
Percentage Undergraduate Women	92
Percentage Undergraduate Minorities	42
Average Class Size	12
Student to Faculty Ratio	7:1

Fall 2023 Freshmen Profile

Middle 50% ACT Composite	21-25
Middle 50% SAT Reading	490-580
Middle 50% SAT Math	470-620
Average Freshmen GPA	3.57
Number in Freshmen Class	114
Percentage of Freshmen Receiving Aid	100%
Average Financial Aid for Freshmen	\$31,825

Campus Life

Religious Affiliation	Roman Catholic
Campus Setting	Suburb: Large
Academic Calendar	Semester
Minority/Multicultural Programs	Yes
Contact Name, Email	Yolanda King, yolanda.king@ursuline.edu
Student Organizations	Yes
Fraternities and Sororities	No
Intramural Sports	
Men	No
Women	No

Housing

Guaranteed Housing if Matriculation	Yes
Free Paid by May 1	
Percentage of Full-Time Undergraduates	35%
Living on Campus	

Admission Information (2024-2025)

Early Decision	No
Apply by	N/A
Admission Notification by	N/A
Regular Admission	
Apply by	Mar. 1
Admission Notification by	Rolling
Application Fee	\$0
Application Fee Waiver	N/A
Online Application Fee	\$0
Deferred Admission	Yes
Early Admission (after junior year)	Yes
Candidates Reply Date	May 1
Tuition Deposit	\$100 commuters, \$200 residents

Financial Aid Information

Director of Financial Aid	Mary Lynn Perri
Phone Number	440-646-8330
Email	mperri@ursuline.edu
CSS Financial Aid Profile	No
Institutional Financial Aid Form	No
Application Deadline	Rolling
Financial Aid Award Announcement	After Mar. 1, Rolling
Scholarship Website	ursuline.edu/cost-aid/scholarships

Athletics

Athletic Division	NCAA II
Athletic Scholarships	Yes

Learning Disabled Students

LD Formal Program Available	Yes
Limited Support Services Only	No

Other Information

Can high school students enroll in CCP at your institution?	No
International Baccalaureate	Yes
ASL as a foreign language credit	Yes

Cost for Academic Year 2024-2025

Tuition	\$38,490
Room and Board	\$12,790
Required Fees	\$1,185
Total	\$52,465
Average grant aid awarded to undergraduates (23-24)	\$31,354

Contact Information:

Ursuline College

Emily Haggerty, Executive Director of Admission

Phone: (440) 646-8362

Email: admission@ursuline.edu Web: ursuline.edu/admission



Fall Enrollment 2023

Full-time Undergraduates	1,224
Part-time Undergraduates	199
Total Undergraduate Enrollment	1,423
Total Graduate Enrollment	737
Percentage Undergraduate Men	50%
Percentage Undergraduate Women	50%
Percentage Undergraduate Minorities	14%
Average Class Size	13
Student to Faculty Ratio	13:1

Fall 2023 Freshmen Profile

Middle 50% ACT Composite	21-28
Middle 50% SAT Reading	508-590
Middle 50% SAT Math	548-625
Average Freshmen GPA	3.5
Number in Freshmen Class	336
Percentage of Freshmen Receiving Aid	100%
Average Financial Aid for Freshmen	\$30,788

Campus Life

Religious Affiliation	Roman Catholic
Campus Setting	Suburb:Large
Academic Calendar	Semester
Minority/Multicultural Programs	Yes
Contact Name, Email	Megan Huston, mhuston@walsh.edu
Student Organizations	Yes
Fraternities and Sororities	No
Intramural Sports	Yes
Men	Yes
Women	Yes

Housing

Guaranteed Housing if Matriculation	Yes
Free Paid by May 1	
Percentage of Full-Time Undergraduates	55%
Living on Campus	

Admission Information (2024-2025)

Early Decision	No
Apply by	N/A
Admission Notification by	N/A
Regular Admission	
Apply by	Rolling
Admission Notification by	Rolling
Application Fee	\$0
Application Fee Waiver	Yes
Online Application Fee	\$0
Deferred Admission	Yes
Early Admission (after junior year)	Rarely
Candidates Reply Date	May 1
Tuition Deposit	\$125

Financial Aid Information

Director of Financial Aid	Alana Thompson
Phone Number	330-490-7367
Email	studentservicecenter@walsh.edu
CSS Financial Aid Profile	No
Institutional Financial Aid Form	Yes
Application Deadline	May 1
Financial Aid Award Announcement	Rolling
Scholarship Website	walsh.edu/scholarships-and-grants

Athletics

Athletic Division	NCAA II
Athletic Scholarships	Yes

Learning Disabled Students

LD Formal Program Available	No
Limited Support Services Only	Yes

Other Information

Can high school students enroll in CCP at your institution?	Yes
International Baccalaureate	Yes
ASL as a foreign language credit	Yes

Cost for Academic Year 2024-2025

Tuition	\$35,430
Room and Board	\$12,170
Required Fees	\$1,255
Total	\$48,855
Average grant aid awarded to undergraduates (23-24)	\$30,788

Contact Information:

Walsh University

Rebecca Coneglio, Vice President of Enrollment Management

Phone: (800) 362-9846

Email: admissions@walsh.edu Web: walsh.edu/admissions-and-aid



Fall Enrollment 2023

Full-time Undergraduates	492
Part-time Undergraduates	142
Total Undergraduate Enrollment	604
Total Graduate Enrollment	13
Percentage Undergraduate Men	54%
Percentage Undergraduate Women	46%
Percentage Undergraduate Minorities	86%
Average Class Size	10
Student to Faculty Ratio	19:1

Fall 2023 Freshmen Profile

Middle 50% ACT Composite	N/A
Middle 50% SAT Reading	N/A
Middle 50% SAT Math	N/A
Average Freshmen GPA	2.3
Number in Freshmen Class	180
Percentage of Freshmen Receiving Aid	100%
Average Financial Aid for Freshmen	\$18,657

Campus Life

Religious Affiliation	African Methodist Episcopal
Campus Setting	Rural:Fringe
Academic Calendar	Semester
Minority/Multicultural Programs	Yes
Contact Name, Email	Student Activities
Student Organizations	Yes
Fraternities and Sororities	Yes
Intramural Sports	Yes
Men	Yes
Women	Yes

Housing

Guaranteed Housing if Matriculation	Yes
Free Paid by May 1	
Percentage of Full-Time Undergraduates	91%
Living on Campus	

Admission Information (2024-2025)

Early Decision	N/A
Apply by	N/A
Admission Notification by	N/A
Regular Admission	
Apply by	Apr. 1
Admission Notification by	Rolling
Application Fee	\$0
Application Fee Waiver	N/A
Online Application Fee	\$0
Deferred Admission	Yes
Early Admission (after junior year)	Rarely
Candidates Reply Date	May 15
Tuition Deposit	\$50

Financial Aid Information

Director of Financial Aid	S. Coleman
Phone Number	937-708-5751
Email	ecounselor@wilberforce.edu
CSS Financial Aid Profile	Yes
Institutional Financial Aid Form	No
Application Deadline	Mar. 15
Financial Aid Award Announcement	Rolling
Scholarship Website	N/A

Athletics

Athletic Division	NAIA
Athletic Scholarships	Yes

Learning Disabled Students

LD Formal Program Available	No
Limited Support Services Only	Yes

Other Information

Can high school students enroll in CCP at your institution?	Yes
International Baccalaureate	No
ASL as a foreign language credit	No

Cost for Academic Year 2024-2025

Tuition	\$16,448
Room and Board	\$4,890
Required Fees	\$3,674
Total	\$25,012
Average grant aid awarded to undergraduates (23-24)	Not provided

Contact Information:

Wilberforce University

Phone: (937) 708-5500

Email: admission@wilberforce.edu Web: wilberforce.edu/admissions



Fall Enrollment 2023

Full-time Undergraduates	889
Part-time Undergraduates	35
Total Undergraduate Enrollment	924
Total Graduate Enrollment	40
Percentage Undergraduate Men	45%
Percentage Undergraduate Women	55%
Percentage Undergraduate Minorities	20%
Average Class Size	15
Student to Faculty Ratio	12:1

Fall 2023 Freshmen Profile

Middle 50% ACT Composite	17-23
Middle 50% SAT Reading	420-550
Middle 50% SAT Math	430-510
Average Freshmen GPA	3.52
Number in Freshmen Class	262
Percentage of Freshmen Receiving Aid	100%
Average Financial Aid for Freshmen	\$24,263

Campus Life

Religious Affiliation	Religious Society of Friends
Campus Setting	Town:Distant
Academic Calendar	Semester
Minority/Multicultural Programs	Yes
Contact Name, Email	Sigrid Solomon, sigrid_solomon@wilmington.edu
Student Organizations	Yes
Fraternities and Sororities	Yes
Intramural Sports	Yes
Men	Yes
Women	Yes

Housing

Guaranteed Housing if Matriculation	Yes
Free Paid by May 1	
Percentage of Full-Time Undergraduates	65%
Living on Campus	

Admission Information (2024-2025)

Early Decision	No
Apply by	N/A
Admission Notification by	N/A
Regular Admission	Yes
Apply by	Aug. 1
Admission Notification by	Rolling
Application Fee	\$0
Application Fee Waiver	N/A
Online Application Fee	\$0
Deferred Admission	No
Early Admission (after junior year)	No
Candidates Reply Date	May 1
Tuition Deposit	\$200

Financial Aid Information

Director of Financial Aid	Cheryl Louallen
Phone Number	937-481-2337
Email	cheryl_louallen@wilmington.edu
CSS Financial Aid Profile	No
Institutional Financial Aid Form	No
Application Deadline	Rolling
Financial Aid Award Announcement	Priority
Scholarship Website	wilmington.edu/admission/financial-aid/scholarships-awards/

Athletics

Athletic Division	NCAA III
Athletic Scholarships	No

Learning Disabled Students

LD Formal Program Available	No
Limited Support Services Only	Yes

Other Information

Can high school students enroll in CCP at your institution?	No
International Baccalaureate	No
ASL as a foreign language credit	No

Cost for Academic Year 2024-2025

Tuition	\$30,732
Room and Board	\$11,923
Required Fees	\$1,350
Total	\$44,005
Average grant aid awarded to undergraduates (23-24)	\$16,805

Contact Information:

Wilmington College

Adam Lohrey, Interim Vice President for Enrollment

Phone: (937) 481-2260

Email: admission@wilmington.edu Web: wilmington.edu/admission



Fall Enrollment 2023

Full-time Undergraduates	1,261
Part-time Undergraduates	27
Total Undergraduate Enrollment	1,288
Total Graduate Enrollment	45
Percentage Undergraduate Men	50%
Percentage Undergraduate Women	50%
Percentage Undergraduate Minorities	23%
Average Class Size	18
Student to Faculty Ratio	12:1

Fall 2023 Freshmen Profile

Middle 50% ACT Composite	21-28
Middle 50% SAT Reading	535-680
Middle 50% SAT Math	515-690
Average Freshmen GPA	3.5
Number in Freshmen Class	383
Percentage of Freshmen Receiving Aid	100%
Average Financial Aid for Freshmen	\$39,679

Campus Life

Religious Affiliation	Evangelical Lutheran Church
Campus Setting	City:Small
Academic Calendar	Semester
Minority/Multicultural Programs	Yes
Contact Name, Email	
Student Organizations	Yes
Fraternities and Sororities	Yes
Intramural Sports	Yes
Men	Yes
Women	Yes

Housing

Guaranteed Housing if Matriculation	Yes
Free Paid by May 1	
Percentage of Full-Time Undergraduates	90%
Living on Campus	

Admission Information (2024-2025)

Early Decision	Yes
Apply by	Nov. 1
Admission Notification by	Dec.15
Regular Admission	
Apply by	Rolling
Admission Notification by	Apr. 1
Application Fee	\$0
Application Fee Waiver	N/A
Online Application Fee	\$0
Deferred Admission	Yes
Early Admission (after junior year)	Yes
Candidates Reply Date	May 1
Tuition Deposit	\$500

Financial Aid Information

Director of Financial Aid	Sigrun Olafsdottir
Phone Number	937-327-7321
Email	financial-aid.wittenberg.edu
CSS Financial Aid Profile	No
Institutional Financial Aid Form	No
Application Deadline	Mar. 1
Financial Aid Award Announcement	Rolling
Scholarship Website	wittenberg.edu/admission/ scholarship-opportunities

Athletics

Athletic Division	NCAA III
Athletic Scholarships	No

Learning Disabled Students

LD Formal Program Available	No
Limited Support Services Only	Yes

Other Information

Can high school students enroll in CCP at your institution?	Yes
International Baccalaureate	Yes
ASL as a foreign language credit	No

Cost for Academic Year 2024-2025

Tuition	\$44,966
Room and Board	\$12,022
Required Fees	\$974
Total	\$57,962
Average grant aid awarded to undergraduates (23-24)	Not provided

Contact Information:

Wittenberg University

Kelsey Ellis, Director of Admission

Phone: (937) 327-6317

Email: ellisk@wittenberg.edu Web: wittenberg.edu/admission



Fall Enrollment 2023

Full-time Undergraduates	1,870
Part-time Undergraduates	6
Total Undergraduate Enrollment	1,876
Total Graduate Enrollment	0
Percentage Undergraduate Men	48%
Percentage Undergraduate Women	52%
Percentage Undergraduate Minorities	24%
Average Class Size	15
Student to Faculty Ratio	10:1

Fall 2023 Freshmen Profile

Middle 50% ACT Composite	27-32
Middle 50% SAT Reading	640-730
Middle 50% SAT Math	610-720
Average Freshmen GPA	3.69
Number in Freshmen Class	452
Percentage of Freshmen Receiving Aid	98%
Average Financial Aid for Freshmen	\$47,586

Campus Life

Religious Affiliation	N/A
Campus Setting	Town:Distant
Academic Calendar	Semester
Minority/Multicultural Programs	Yes
Contact Name, Email	Maud Bulman
Student Organizations	Yes
Fraternities and Sororities	Yes
Intramural Sports	Yes
Men	Yes
Women	Yes

Housing

Guaranteed Housing if Matriculation	Yes
Free Paid by May 1	
Percentage of Full-Time Undergraduates	98%
Living on Campus	

Admission Information (2024-2025)

Early Decision	Yes
Apply by	Nov. 1 or Jan. 15
Admission Notification by	Nov. 15 or Feb. 1
Regular Admission	Yes
Apply by	Feb. 15
Admission Notification by	Apr. 1
Application Fee	\$0
Application Fee Waiver	N/A
Online Application Fee	\$0
Deferred Admission	Yes
Early Admission (after junior year)	Yes
Candidates Reply Date	May 1
Tuition Deposit	\$400

Financial Aid Information

Director of Financial Aid	Dana Kennedy
Phone Number	330-263-2317
Email	financialaid@wooster.edu
CSS Financial Aid Profile	Optional, Profile or Institutional
Institutional Financial Aid Form	Optional, Profile or Institutional
Application Deadline	Feb. 15
Financial Aid Award Announcement	Rolling
Scholarship Website	wooster.edu/admissions/afford/merit-scholarships/

Athletics

Athletic Division	NCAA III
Athletic Scholarships	No

Learning Disabled Students

LD Formal Program Available	No
Limited Support Services Only	Yes

Other Information

Can high school students enroll in CCP at your institution?	No
International Baccalaureate	Yes
ASL as a foreign language credit	No

Cost for Academic Year 2024-2025

Tuition	\$61,120
Room and Board	\$14,490
Required Fees	\$520
Total	\$76,130
Average need-based grant aid awarded to undergraduates (23-22)	\$45,032

Contact Information:
The College of Wooster
Stephanie Stuck, Director of Enrollment Systems
Phone: (330) 263-2322
Email: admissions@wooster.edu Web: wooster.edu/admissions



Fall Enrollment 2023

Full-time Undergraduates	4,582
Part-time Undergraduates	176
Total Undergraduate Enrollment	4,758
Total Graduate Enrollment	1,258
Percentage Undergraduate Men	44%
Percentage Undergraduate Women	56%
Percentage Undergraduate Minorities	24%
Average Class Size	20
Student to Faculty Ratio	11:1

Fall 2023 Freshmen Profile

Middle 50% ACT Composite	22-29
Middle 50% SAT Reading	530-658
Middle 50% SAT Math	530-640
Average Freshmen GPA	3.66
Number in Freshmen Class	1,225
Percentage of Freshmen Receiving Aid	100%
Average Financial Aid for Freshmen	\$32,008

Campus Life

Religious Affiliation	Roman Catholic
Campus Setting	City:Large
Academic Calendar	Semester
Minority/Multicultural Programs	Yes
Contact Name, Email	Samuel Terry, terrys@xavier.edu
Student Organizations	Yes
Fraternities and Sororities	Yes
Intramural Sports	
Men	Yes
Women	Yes

Housing

Guaranteed Housing if Matriculation	Yes
Free Paid by May 1	
Percentage of Full-Time Undergraduates Living on Campus	48%

Admission Information (2024-2025)

Early Decision	No
Apply by	N/A
Admission Notification by	N/A
Regular Admission	
Apply by	Rolling
Admission Notification by	Within 1 month of application completion
Application Fee	None
Application Fee Waiver	N/A
Online Application Fee	None
Deferred Admission	Yes
Early Admission (after junior year)	No
Candidates Reply Date	May 1
Tuition Deposit	\$500

Financial Aid Information

Director of Financial Aid	Adrienne Montgomery
Phone Number	513-745-3302
Email	xufinaid@xavier.edu
CSS Financial Aid Profile	No
Institutional Financial Aid Form	No
Application Deadline	Feb. 15
Financial Aid Award Announcement	Mar. 1
Scholarship Website	xavier.edu/undergraduate-admission/ tuition-and-aid/scholarships/index

Athletics

Athletic Division	NCAA I
Athletic Scholarships	Yes

Learning Disabled Students

LD Formal Program Available	No
Limited Support Services Only	Yes

Other Information

Can high school students enroll in CCP at your institution?	No
International Baccalaureate	Yes
ASL as a foreign language credit	Yes

Cost for Academic Year 2024-2025

Tuition	\$50,410
Room and Board	\$13,820
Required Fees	\$230
Total	\$64,460
Average grant aid awarded to undergraduates (23-24)	Not provided

Contact Information:

Xavier University
Lauren Parcell, Director of Admission

Phone: (513) 745-1014

Email: xuadmit@xavier.edu Web: xavier.edu/admission/index/

Degree Programs

B=Bachelor
A=Associate
G=Graduate

	Antioch College	Art Academy of Cincinnati	Ashland University	Aultman College	Baldwin Wallace University	Bluffton University	Capital University	Case Western Reserve University	Cedarville University	The Christ College of Nursing and Health Sciences	Cleveland Institute of Art	Columbus College of Art & Design	University of Dayton	Defiance College	Denison University	The University of Findlay	Franciscan University of Steubenville	Franklin University	Good Samaritan College of Nursing and Health Science	Heidelberg University	Hiram College	John Carroll University	Kenyon College	Kettering College	Lake Erie College
Accounting			B		BG	B	B	BG	BG				BG	B		BG	AB	ABG		B	B	B			B
Acting					B																				
Activism & Social Change	B																								
Advanced Imaging																								B	
Advertising												B													
African American Studies															B								B		
Agriculture																									
Allied Health									B																
Applied Social Science: Public Health																									
American Studies																							B		
Analytics																									
Ancient																									
Animal Studies																B									
Animation	B	B									B	B													
Anthropology	B							BG							B		B						B		
Applied Behavior Analysis													G									G			
Applied Computer Science																B					B				
Applied Economics					B																				
Applied Mathematics / Mathematical Economics					B								BG		B										B
Applied Science in Radiography				A																					
Archaeology																									
Art / Art Design	B	BG	AB			B	B		B		BG		B		B	B					B		B		B
Art Education	B	G	B			B	B	BG			G		B			B									
Art History	B							BG					B		B								B		
Art Therapy	B						B																		
Arts Management & Entrepreneurship					B																				
Art and Writing						B																			
Asian/East Asian/Chinese Studies								B							B								B		
Associate of Science Degree in Health Science																			A						
Astronomy								BG							B										
Astrophysics																									
Athletic Coaching																									G
Athletic Training									G											G					
Athletics Communication						B																			
Analytics																		B							
Applied Management																		B							
Auto/Diesel Technology																									

Degree Programs																									
B=Bachelor A=Associate G=Graduate																									
Lourdes University	Malone University	Marietta College	Mercy College of Ohio	Mount Carmel College of Nursing	Mount St. Joseph University	University of Mount Union	Mount Vernon Nazarene University	Muskingum University	University of Northwestern Ohio	Oberlin College	Ohio Christian University	Ohio Dominican University	Ohio Northern University	Ohio Wesleyan University	Otterbein University	University of Rio Grande	Tiffin University	Ursuline College	Walsh University	Wilberforce University	Wilmington College	Wittenberg University	The College of Wooster	Xavier University	
AB	B	B			B	B	B	B	AB		B	B	BG	B	B		B		B	B	B	B		BG	Accounting
		B													B						B				Acting
														B								B			Activism & Social Change
			B																						Advanced Imaging
		B																					B		Advertising
										B				B								B	B		African American Studies
									AB							A					B				Agriculture
															B	AB									Allied Health
																					B				Applied Social Science: Public Health
										B															American Studies
														B								G	B		Analytics
														B											Ancient
							B																		Animal Studies
																									Animation
										B				B									B		Anthropology
																									Applied Behavior Analysis
																									Applied Computer Science
																									Applied Economics
																									Applied Mathematics / Mathematical Economics
			A																						Applied Science in Radiography
										B													B		Archaeology
AB		B			B	B	B	B		B		B	B	B	B	AB	BG	B				B	B	B	Art / Art Design
					B		B	B				B	B	B		B		G					B		Art Education
AB										B				B	B							B	B		Art History
																		BG							Art Therapy
																	B								Arts Management & Entrepreneurship
																									Art and Writing
										B				B								B	B		Asian/East Asian/ Chinese Studies
			A													AB									Associate of Science Degree in Health Science
										B				B											Astronomy
														B											Astrophysics
						G										G	B								Athletic Coaching
		G													G		B		B					G	Athletic Training
								B									B								Athletics Communication
																									Analytics
																									Applied Management
								A																	Auto/Diesel Technology

62

	Lourdes University	Malone University	Marietta College	Mercy College of Ohio	Mount Carmel College of Nursing	Mount St. Joseph University	University of Mount Union	Mount Vernon Nazarene University	Muskingum University	University of Northwestern Ohio	Oberlin College	Ohio Christian University	Ohio Dominican University	Ohio Northern University	Ohio Wesleyan University	Otterbein University	University of Rio Grande	Tiffin University	Ursuline College	Walsh University	Wilberforce University	Wilmington College	Wittenberg University	The College of Wooster	Xavier University	Degree Programs B=Bachelor A=Associate G=Graduate
										AB																Automotive Management
										AB																Automotive Technology
						B												BG		B						Behavioral Science
	B											B													G	Bible Studies
																										Biblical Leadership
	B	B	B			B	B				B			B	B	B	B		B	B			B	B	B	Biochemistry / Molecular Biology
B	B	B	B			B	B	B	B		B	B	B	B	B	B	AB	B	B	B	B	B	B	B	B	Biology
						B								B											B	Biomedical Sciences or Humanities
													B													Biopsychology
																			B							Bioscience Technology
															B											Botany
																			BG							BSN to DNP
ABG	BG	A						BG	BG	ABG		ABG	ABG	B	B	B	AB	BG	B	BG		B		B	BG	Business Administration
							G	BG								B		B							B	Business Analytics
											B							G								Business Education
																		BG								Business Forensics
		B																								Business Information Systems
			BG											B				BG								Business of Health Care
																										Catholic Studies
														B										B		Cell and Molecular Biology
																								B		Ceramics
																								B		Chemical Physics
	B	B				B	B	B	B		B		AB	B	B	B	A	B	B	B		B	B	B	B	Chemistry
	B												B	B		B							B	B		Chemistry Education
																										Child Development
									B																	Child and Family Studies
							B																			Christian Education
	B						B					AB														Church Music Ministry
											B															Cinema
											B				B									B	B	Classics
	B		B											B					B	B						Clinical Laboratory Sciences
																				G				G		Clinical Mental Health Counseling
																					G					Clinical Rehabilitation Counseling
																										Cloud Computing
																										Coaching and Personal Development
											B															Cognitive Science
																										Comics & Narrative Practic

Degree Programs B=Bachelor A=Associate G=Graduate																				
	Antioch College	Art Academy of Cincinnati	Ashland University	Aultman College	Baldwin Wallace University	Bluffton University	Capital University	Case Western Reserve University	Cedarville University	The Christ College of Nursing and Health Sciences	Cleveland Institute of Art	Columbus College of Art & Design	University of Dayton	Defiance College	Denison University	The University of Findlay	Franciscan University of Steubenville	Franklin University	Good Samaritan College of Nursing and Health Science	Heidelberg University
Communication and Digital Media						B			B					B						
Communication Arts	B	AB												B			B			
Communication Arts: Organizational Communication																				
Communications / Comm Studies			BG		B		B		B				BG	B	B			AB		B
Communications Management																				
Communications Sciences and Disorders					B			BG												
Community Health Promotion					B															
Computer Information System								BG					B			B	B			
Computer Science			B		B		B	BG	B				BG	B	B	AB	B	ABG		B
Conservation Science																				
Construction Management																				
Craft Beverages																				
Creative Writing		B	BG		B	B										B				B
Criminal Justice/Criminology			AB		B	B	B		B				B	AB		B	B	ABG		B
Cross-Disciplinary Studies	B						B								B					
Cultural Studies	B														B					
Cyber Operations									B											
Cybersecurity			B											B				ABG		B
Cybersecurity Analyst					B															
Cybersecurity Management									G											
Dance								BG							B					B
Data Analytics			B		B			B								B		G		B
Data Science					B			B								G				B
Data Science and Analytics								B												
Diagnostic Medical Sonography										A						AB				
Dietetics			B			BG		BG					BG							
Digital & Media Studies	B	B	B				B													
Digital Forensics																				
Digital Marketing					B		B													B
Digital Media Design		B					B		B											
Divinity/Ministry			G				BG		G				G							
Drama/Theatre							B	BG	B				B		B		B			B
Drawing	B	B								B										
Earth Science								BG												
Ecology	B													B						
Economic Management																				
Economics			B		B	B	B	B	B				B	B	B	B	B			B

Lourdes University	Malone University	Marietta College	Mercy College of Ohio	Mount Carmel College of Nursing	Mount St. Joseph University	University of Mount Union	Mount Vernon Nazarene University	Muskingum University	University of Northwestern Ohio	Oberlin College	Ohio Christian University	Ohio Dominican University	Ohio Northern University	Ohio Wesleyan University	Otterbein University	University of Rio Grande	Tiffin University	Ursuline College	Walsh University	Wilberforce University	Wilmington College	Wittenberg University	The College of Wooster	Xavier University	Degree Programs B=Bachelor A=Associate G=Graduate
					B		B										B		B		B	B	B		Communication and Digital Media
	B				B								B				B		B		B			AB	Communication Arts
																					B				Communication Arts: Organizational Communication
		B			B		B	B					B	B	B	AB	BG		B			B	B	B	Communications / Comm Studies
		B																							Communications Management
							B																B		Communications Sciences and Disorders
																									Community Health Promotion
		B					B		A		AB						B		AB						Computer Information System
	B	B			B	B	B	B		B		B	B	B	B	B	B		B	B		B	B	B	Computer Science
	B							B							B	B									Conservation Science
													B												Construction Management
	AB																								Craft Beverages
	B	B								B			B	B	B		G					B			Creative Writing
	AB	B			B	B	B	B			B	B	B		B		BG		B		B	B		ABG	Criminal Justice/Criminology
		B						B			AB		B					B	B				B		Cross-Disciplinary Studies
							B			B							B								Cultural Studies
																									Cyber Operations
											B					A	BG		B			B			Cybersecurity
																									Cybersecurity Analyst
																									Cybersecurity Management
										B													B		Dance
	B						BG				B	B	B				BG		B				B		Data Analytics
										B	B											B	B	B	Data Science
						B																	B		Data Science and Analytics
																AB									Diagnostic Medical Sonography
																		B							Dietetics
	B	B					B						B				B						B	B	Digital & Media Studies
									A								B								Digital Forensics
							B										B								Digital Marketing
								B	A								B						B		Digital Media Design
							BG				BG														Divinity/Ministry
		B						B		B			B	B	B						B	B	B	B	Drama/Theatre
															B							B	B		Drawing
															B							B	B		Earth Science
																									Ecology
													B										B		Economic Management
		B			B			B		B		B	B	B								B	B	B	Economics

Degree Programs B=Bachelor A=Associate G=Graduate																		
	Antioch College	Art Academy of Cincinnati	Ashland University	Aultman College	Baldwin Wallace University	Bluffton University	Capital University	Case Western Reserve University	Cedarville University	The Christ College of Nursing and Health Sciences	Cleveland Institute of Art	Columbus College of Art & Design	University of Dayton	Defiance College	Denison University	The University of Findlay	Franciscan University of Steubenville	Franklin University
Education			ABG			BG			B					BG	B	G		
Education - Adolescence License			BG			B	B	G	B				BG	B			B	
Education - Dual Primary and Primary Intervention Specialist					B	B	B											
Education - Early Childhood			B		B	B	B		B				BG	B	B	B	B	
Education - Early Childhood License			B						B				BG	B			B	
Education - Elementary						B												
Education - History					B													
Education - Inclusive Elementary																		
Education - Integrated Language Arts			B			B			B				B		B			
Education - Integrated Mathematics			B			B			B				B		B			
Education - Integrated Science			B			B			B				B		BG			
Education - Integrated Social Science			B															
Education - Integrated Social Studies						B			B				B		B			
Education - Intervention Specialist			BG		BG	BG	B		B				BG	BG		B	B	B
Education - Middle Childhood			BG		B	B	B		B				BG	B		B	B	B
Education - Middle Childhood License			BG				B		B				BG	B			B	
Education - Middle-age License			BG			B	B							B				
Education - Multi-Age														B				
Education - Primary																		
Education - Special									B					B				
Education Studies: Community Education																		
Education Studies: Diverse Learning																		
Education Studies: Teaching and Learning																		
Education - Young Adult			BG		B	B	B						BG				B	B
Education / Educational Studies						B	BG										B	
Education Leadership			G		G	G							G	G		G	G	
Educational Administration			G				G						G	G		G		
Educational Technology			G		G											G		
Electro-Optics													G					
Electronic Media (Radio/TV)	B						B											

Lourdes University	Malone University	Marietta College	Mercy College of Ohio	Mount Carmel College of Nursing	Mount St. Joseph University	University of Mount Union	Mount Vernon Nazarene University	Muskingum University	University of Northwestern Ohio	Oberlin College	Ohio Christian University	Ohio Dominican University	Ohio Northern University	Ohio Wesleyan University	Otterbein University	University of Rio Grande	Tiffin University	Ursuline College	Walsh University	Wilberforce University	Wilmington College	Wittenberg University	The College of Wooster	Xavier University	Degree Programs B=Bachelor A=Associate G=Graduate
		B					BG	BG			G	B	B	B			BG	G			B	BG	B		Education
B		B			BG	B	BG	B			B	B	B	B			B	G	B		B		B		Education - Adolescence License
		B																G							Education - Dual Primary and Primary Intervention Specialist
B	B	B			BG		BG	B			AB	B	B		B	B		G	B		B	B	B	A	Education - Early Childhood
B	B	B			BG		B	BG			B	B	B		B	A		G	B		B	B	B		Education - Early Childhood License
		B					B							B				G				B	B	G	Education - Elementary
		B												B			B	G				B		G	Education - History
		B												B								B			Education - Inclusive Elementary
		B			B		B	B			B	B	B		B	B	B	G	B			B	B		Education - Integrated Language Arts
		B			B		B	B			B	B	B		B	B		G	B			B	B		Education - Integrated Mathematics
		B			B		B	B			B	B	B	B	B		B	G	B			B		B	Education - Integrated Science
		B						B										G				B			Education - Integrated Social Science
		B			B		B	B			B	B	B		B	B	B	G	B			B	B		Education - Integrated Social Studies
G	B	B			BG	B	BG	BG			B	B			BG	B	BG	G	B		B	B			Education - Intervention Specialist
B	B	B			BG	B	B	B			B	B	B	B	BG	B	B	G	B		B	B	B	B	Education - Middle Childhood
B	B	B			BG	B	BG	BG			B	B	B	B	B			G	B		B	B	B	G	Education - Middle Childhood License
		B			BG	B	BG	B			B	B	B	B			B	G	B			B	B		Education - Middle-age License
		B																G							Education - Multi-Age
						B												G			B				Education - Primary
BG					BG			B			G			B	BG		BG	G				B		BG	Education - Special
																					B				Education Studies: Community Education
																					B				Education Studies: Diverse Learning
																					B				Education Studies: Teaching and Learning
B					BG		B	B			B	B	B	B	B	B	BG	G	B		B	B	B		Education - Young Adult
	B				B		B				G	B	B	B	B		B	G	B			B	B		Education / Educational Studies
G					G	G		G										G	BG			G			Education Leadership
G		B				G		G									G	G	G					G	Educational Administration
		B											B				G								Educational Technology
		B																							Electro-Optics
							B	B							B		BG								Electronic Media (Radio/TV)

Degree Programs B=Bachelor A=Associate G=Graduate	Antioch College	Art Academy of Cincinnati	Ashland University	Aultman College	Baldwin Wallace University	Bluffton University	Capital University	Case Western Reserve University	Cedarville University	The Christ College of Nursing and Health Sciences	Cleveland Institute of Art	Columbus College of Art & Design	University of Dayton	Defiance College	Denison University	The University of Findlay	Franciscan University of Steubenville	Franklin University	Good Samaritan College of Nursing and Health Science	Heidelberg University	Hiram College	John Carroll University	Kenyon College	Kettering College	Lake Erie College
Emergency Management																									
Emergency Management & Homeland Security			AB																						
Employee Assistance																									
Engineering - Aerospace								BG					G												
Engineering - Biomedical								BG					G												
Engineering - Chemical								BG					BG												
Engineering - Civil								BG	B				BG	B											
Engineering - Computer								BG	B				BG												
Engineering - Electrical					B			BG	B				BG	B											
Engineering - General																									
Engineering - Industrial			B																						
Engineering - Mechanical								BG	B				BG	B			B								
Engineering - Petroleum																									
Engineering - Physics								B					G								B				
Engineering - Software																	B								
Engineering - Systems			B					G					G												
Engineering 3+2							B	B					B				B				B	B			
Engineering Education																									
Engineering Management								G					G												
Engineering Mechanics													G												
Engineering Science					B	B																			
Engineering Technology													B												
Engineering Technology - Electronic & Computer													B												
Engineering Technology - Industrial													B												
Engineering Technology - Mechanical													B												
English	B		B		B	B	B	BG	B				BG	B	B	B	B			B	B	B	B		B
English (Teaching/Licensure)					B	B	BG																		
English Integrated Language Arts			B		B	B																			
Entrepreneurship	B		B										B	B								G			B
Entrepreneurship / Innovation and Entrepreneurship								BG	G				B	B								G			
Environmental Biology	B												B				B								
Environmental Chemistry																									
Environmental Geology								B					B												
Environmental Science	B		B		B	B	B		B					B	B					B		B			B
Environmental Studies	B							B						B	B	BG					B		B		B
Equestrian Studies																AB									

	Lourdes University	Malone University	Marietta College	Mercy College of Ohio	Mount Carmel College of Nursing	Mount St. Joseph University	University of Mount Union	Mount Vernon Nazarene University	Muskingum University	University of Northwestern Ohio	Oberlin College	Ohio Christian University	Ohio Dominican University	Ohio Northern University	Ohio Wesleyan University	Otterbein University	University of Rio Grande	Tiffin University	Ursuline College	Walsh University	Wilberforce University	Wilmington College	Wittenberg University	The College of Wooster	Xavier University	Degree Programs B=Bachelor A=Associate G=Graduate
		B										B														Emergency Management
		B					B											BG								Emergency Management & Homeland Security
		B																								Employee Assistance
																										Engineering - Aerospace
		B				B																				Engineering - Biomedical
		B																		B						Engineering - Chemical
		B				B								B												Engineering - Civil
						B	B						B							B	B					Engineering - Computer
							B						B								B					Engineering - Electrical
								B																		Engineering - General
																										Engineering - Industrial
						B	B							B		B										Engineering - Mechanical
						B																				Engineering - Petroleum
																								B		Engineering - Physics
																										Engineering - Software
		B														B				B				B		Engineering - Systems
											B		B		B				B	B				B		Engineering 3+2
														B												Engineering Education
							G																			Engineering Management
																										Engineering Mechanics
																										Engineering Science
																										Engineering Technology
																										Engineering Technology - Electronic & Computer
																										Engineering Technology - Industrial
																										Engineering Technology - Mechanical
AB	B					B	B	B	B		B	B	BG	B	B	B	A	B	B		B	B	B	B	AB	English
							B	B			B	B		B	B			B	G	B				B	G	English (Teaching/Licensure)
							B	B				B	B		B											English Integrated Language Arts
																		B					B	B		Entrepreneurship
																		B						BG		Entrepreneurship / Innovation and Entrepreneurship
							B							B												Environmental Biology
																										Environmental Chemistry
																								B		Environmental Geology
B						B							B	B	B	B	AB						B	B	B	Environmental Science
	B										B			B	B									B		Environmental Studies
		B														B										Equestrian Studies

Degree Programs

B=Bachelor
A=Associate
G=Graduate

	Antioch College	Art Academy of Cincinnati	Ashland University	Aultman College	Baldwin Wallace University	Bluffton University	Capital University	Case Western Reserve University	Cedarville University	The Christ College of Nursing and Health Sciences	Cleveland Institute of Art	Columbus College of Art & Design	University of Dayton	Defiance College	Denison University	The University of Findlay	Franciscan University of Steubenville	Franklin University	Good Samaritan College of Nursing and Health Science	Heidelberg University	Hiram College	John Carroll University	Kenyon College	Kettering College	Lake Erie College
Equine Business Management																B									B
Esports and Gaming																					B				
Exercise Physiology																									
Exercise Science			BG		BG	B	B		B					B		B		B		B	B	B			
Family Nurse Practitioner			G					G	G								G								
Fashion Design												B													
Fashion Merchandising			B																						
Film Studies	B				B							B					B								
Finance			B		B			BG	B				BG	B	B	B	B	AB		B		B			B
Financial Economics							B																		
Financial Mathematics													G												
Financial Planning																		B				B			
Fine Arts	B	B	B								B	BG	B		B										B
Fitness/Nutrition						B	B	BG																	
Foreign Language - Arabic															B								B		
Foreign Language - Chinese								B							B								B		
Foreign Language - French							B	BG					B		B		B						B		
Foreign Language - German								B					B		B		B						B		
Foreign Language - Hebrew																							B		
Foreign Language - Italian																						B	B		B
Foreign Language - Japanese															B								B		
Foreign Language - Russian																							B		
Foreign Language - Spanish					B	B	B	B	B				B		B		B					B	B		B
Foreign Language Education									B				B									B			
Forensic Accounting														B				AB							
Forensic Biology			B													B									
Forensic Sciences			B						B					B		B									
Forensic Studies														B											
French Studies								B																	
Game Design											B	B		B											
Gender	B														B							B	B		
General Studies	B		A				B			A			B	B		A	A								
Genetics								G																	
Geography																									
Geology								BG	B				B		B										
German Studies								B												B					
Gerontology								B																	
Glass																									
Global Leadership and Change																									

Lourdes University	Malone University	Marietta College	Mercy College of Ohio	Mount Carmel College of Nursing	Mount St. Joseph University	University of Mount Union	Mount Vernon Nazarene University	Muskingum University	University of Northwestern Ohio	Oberlin College	Ohio Christian University	Ohio Dominican University	Ohio Northern University	Ohio Wesleyan University	Otterbein University	University of Rio Grande	Tiffin University	Ursuline College	Walsh University	Wilberforce University	Wilmington College	Wittenberg University	The College of Wooster	Xavier University	Degree Programs B=Bachelor A=Associate G=Graduate
															B						B				Equine Business Management
																	B								Esports and Gaming
		B															G								Exercise Physiology
B	B				B	B	B	B				B	B	B	B	AB	B	B	B		B	B		B	Exercise Science
	G														G			G	G				G		Family Nurse Practitioner
																		B							Fashion Design
																		B							Fashion Merchandising
										B				B			G						B	B	Film Studies
	B					B	BG				B	B	B	B	B		BG		B			B	B	BG	Finance
		B			B																		B		Financial Economics
																									Financial Mathematics
								B																	Financial Planning
					B								B	B		B						B		B	Fine Arts
														B			B	B				B			Fitness/Nutrition
																									Foreign Language - Arabic
		B								B												B	B		Foreign Language - Chinese
						B				B				B									B	AB	Foreign Language - French
										B												B	B		Foreign Language - German
										B															Foreign Language - Hebrew
										B															Foreign Language - Italian
						B				B															Foreign Language - Japanese
		B								B													B		Foreign Language - Russian
						B		B		B			B	B	B						B	B	B	AB	Foreign Language - Spanish
																							B		Foreign Language Education
									B				G				B								Forensic Accounting
													B												Forensic Biology
																	BG						G		Forensic Sciences
																	BG								Forensic Studies
																							B		French Studies
																	B		B						Game Design
		A								B				B	B								B	B	Gender
	A						A		AB	B	B					A			B					B	General Studies
														B											Genetics
														B											Geography
										B													B		Geology
										B												B	B		German Studies
																									Gerontology
		B																							Glass
																	G								Global Leadership and Change

Degree Programs

B=Bachelor
A=Associate
G=Graduate

	Antioch College	Art Academy of Cincinnati	Ashland University	Aultman College	Baldwin Wallace University	Bluffton University	Capital University	Case Western Reserve University	Cedarville University	The Christ College of Nursing and Health Sciences	Cleveland Institute of Art	Columbus College of Art & Design	University of Dayton	Defiance College	Denison University	The University of Findlay	Franciscan University of Steubenville	Franklin University	Good Samaritan College of Nursing and Health Science	Heidelberg University	Hiram College	John Carroll University	Kenyon College	Kettering College	Lake Erie College
Global Studies	B				B																				
Government & National Security / National Security																									
Graphic Design	B	AB				B					B	B	B	B		B									B
Health & Fitness						B								B	B										
Health Administration			G							B															
Health Care Management					G			G	G	B						B		BG						B	G
Health Education						B									B			B							
Health Information Management																G		B							
Health Science				A									B		B				AB	B					
Health Services																		A							
Healthcare Information Technology																		G							
High Performance Technology																									
Higher Education and Student Affairs													G												
Hispanic Studies																						B	B		
History	B		BG		B	B	B	BG	B				B	B	B	B	B			B	B	B	B		B
History Integrated Social Studies			B											B											
History, Applied					B																				
Hospitality and Tourism Management					B																				
Human Development																	B								
Human Development / Human Development and Family Science																G									
Human Resource Management					BG													BG		B					B
Human Rights Studies	B												B												
Humanities															B		B								
HVAC																									
Hybrid Electric Vehicle Technology																									
Illustration		B									B	B													
Industrial Automation																									
Industrial Design									B		B	B													
Information Security																B									
Information Systems/ Technology			B			B		G	B				B					ABG							
Innovation and Entrepreneurship	B							BG	G													G			
Instructional Design & Performance Technology																		G							

Lourdes University	Malone University	Marietta College	Mercy College of Ohio	Mount Carmel College of Nursing	Mount St. Joseph University	University of Mount Union	Mount Vernon Nazarene University	Muskingum University	University of Northwestern Ohio	Oberlin College	Ohio Christian University	Ohio Dominican University	Ohio Northern University	Ohio Wesleyan University	Otterbein University	University of Rio Grande	Tiffin University	Ursuline College	Walsh University	Wilberforce University	Wilmington College	Wittenberg University	The College of Wooster	Xavier University	Degree Programs B=Bachelor A=Associate G=Graduate
								B							B		BG						B		Global Studies
						B											B								Government & National Security / National Security
		B			B		B		A			B	B						B					B	Graphic Design
		B						B					B	B			B								Health & Fitness
			BG					B									G		B	B				BG	Health Administration
B		B	BG				BG		B				B			B	B		G						Health Care Management
		B					B																		Health Education
							G																		Health Information Management
		B	A				B										B								Health Science
																									Health Services
			A						A																Healthcare Information Technology
									A																High Performance Technology
																	G								Higher Education and Student Affairs
										B															Hispanic Studies
AB	B				B	B	B	B		B	B	B	B	B	B	AB	B	B			B	B	B	AB	History
							B	B				B						B							History Integrated Social Studies
																									History, Applied
	B								A								B								Hospitality and Tourism Management
																									Human Development
		B				B											BG								Human Development / Human Development and Family Science
B						B	BG		A										B						Human Resource Management
								B						B											Human Rights Studies
								B									G	B	B				B		Humanities
									A																HVAC
									A																Hybrid Electric Vehicle Technology
																									Illustration
		B														A									Industrial Automation
																									Industrial Design
									A								B		B						Information Security
							B		A		B	B				A	B		B			B			Information Systems/ Technology
																									Innovation and Entrepreneurship
						G											B								Instructional Design & Performance Technology

Degree Programs B=Bachelor A=Associate G=Graduate																				
	Antioch College	Art Academy of Cincinnati	Ashland University	Aultman College	Baldwin Wallace University	Bluffton University	Capital University	Case Western Reserve University	Cedarville University	The Christ College of Nursing and Health Sciences	Cleveland Institute of Art	Columbus College of Art & Design	University of Dayton	Defiance College	Denison University	The University of Findlay	Franciscan University of Steubenville	Franklin University	Good Samaritan College of Nursing and Health Science	Heidelberg University
Insurance and Risk Management																				
Integrated Language Art Education			B			B	B		B					B						
Integrated Mathematics Education			B			B	B		B					B						
Integrated Media																				
Integrated Science Education			B				B		B					B						
Integrated Social Studies Education			B			B	B		B					B						
Interactive Media							B										B			
Interdisciplinary Educational Studies													G							
Interdisciplinary Physics	B																			
Interdisciplinary Studies			B			B	B	B					G	AB						
Interior Design											B	B								
International Affairs and Diplomacy																				
International Business			B		B								B		B	B	B			
International Studies			B				B		B				B		B	B		A		
International Theatre Production																				
Italian Studies																				
IT - Project Management																		A		
Japanese Studies								B								B				
Jewish Studies																				
Journalism/Broadcasting							B		B				B		B	B	B			
Justice Administration																				
Keyboard Pedagogy							B		B											
Latin American Studies															B					
Law							G	G					G							
Law 3+2																				
Law Enforcement																				
Leadership			G						G											
Legal Assisting																				
Legal Studies							G	G					G							
Liberal Arts/Studies	B					B	B		B						B					
Life Science Education			B						B					B						
Life Sciences Illustration											B									
Linguistics									B											
Literacy			G		G								G							
Literature	B						B								B	B	B			
Logistics Management/Supply Chain Management								G												

Lourdes University	Malone University	Marietta College	Mercy College of Ohio	Mount Carmel College of Nursing	Mount St. Joseph University	University of Mount Union	Mount Vernon Nazarene University	Muskingum University	University of Northwestern Ohio	Oberlin College	Ohio Christian University	Ohio Dominican University	Ohio Northern University	Ohio Wesleyan University	Otterbein University	University of Rio Grande	Tiffin University	Ursuline College	Walsh University	Wilberforce University	Wilmington College	Wittenberg University	The College of Wooster	Xavier University	Degree Programs B=Bachelor A=Associate G=Graduate
						B						B													Insurance and Risk Management
	B						B	B				B	B		B	B						B	B		Integrated Language Art Education
							B	B				B	B		B	B						B	B		Integrated Mathematics Education
						B																			Integrated Media
							B	B				B	B	B								B	B		Integrated Science Education
	B						B	B				B	B		B	B						B	B		Integrated Social Studies Education
																									Interactive Media
		B																				B			Interdisciplinary Educational Studies
																									Interdisciplinary Physics
B								B		B	AB			B				B	B				B		Interdisciplinary Studies
																									Interior Design
						B				B													B		International Affairs and Diplomacy
		B												B			BG					B	B	BG	International Business
	B	B								B				B								B	B	B	International Studies
													B												International Theatre Production
																									Italian Studies
		B																							IT - Project Management
		B								B															Japanese Studies
										B															Jewish Studies
							B	B		B					B		B								Journalism/Broadcasting
																BG									Justice Administration
																									Keyboard Pedagogy
										B				B	B								B		Latin American Studies
										B			G												Law
					B							B						B							Law 3+2
																	AB								Law Enforcement
G					G		B	G			G						G								Leadership
									A																Legal Assisting
																			B						Legal Studies
AG	B				B											B			A		B	B	B	AB	Liberal Arts/Studies
	B	B										B	B		B								B		Life Science Education
																									Life Sciences Illustration
										B															Linguistics
																									Literacy
										B			B	B									B		Literature
		B							A								B							G	Logistics Management/ Supply Chain Management

Degree Programs B=Bachelor A=Associate G=Graduate																									
	Antioch College	Art Academy of Cincinnati	Ashland University	Aultman College	Baldwin Wallace University	Bluffton University	Capital University	Case Western Reserve University	Cedarville University	The Christ College of Nursing and Health Sciences	Cleveland Institute of Art	Columbus College of Art & Design	University of Dayton	Defiance College	Denison University	The University of Findlay	Franciscan University of Steubenville	Franklin University	Good Samaritan College of Nursing and Health Science	Heidelberg University	Hiram College	John Carroll University	Kenyon College	Kettering College	Lake Erie College
Management			BG		G		B	BG	B				B	B		B	B	B		B	B	B			
Management Economic																				B	B				
Management & Innovation					B			BG																	
Management Info. System			B					B					B												
Management Science													G												
Manufacturing Technology																									
Marketing			B		B	B	B	B	B				B	B			B	B		B	B	B			B
Master of Organizational Leadership																									
Masters of Science in Occupational Therapy																									
Mass Media Communications																									
Materials Engineering								BG					G												
Materials Science								BG																	
Mathematics			B		B	B	B	BG	B				B	B	B	B	B					B	B		B
Mathematics: Data Analytics																									
Mathematics Teaching					G	B										G						B			
Media Production	B		B		B		B																		
Medieval Studies																									
Medical Assisting																									
Medical Laboratory Technology, 3+1																									
Medical Sonography										A														B	
Medical Technology																B									
Medicinal - Pharmaceutical Chemistry													B												
Medicinal Chemistry													B												
Mental Health & Human Services													G							G		BG			
Microbiology	B							G						B	B										
Middle Eastern & North African Studies																									
Ministry									G																
Molecular and Cellular Biology	B							G	B					B	B							B	B		
Motorsports Marketing																									
MSN to DNP									G																
Multimedia Technology																	B			B					
Museum & Archival Studies																									
Music			B		B		B	BG	B				B		B					B			B		B
Music Composition					B		B		B				B												
Music Education			B		B		BG	BG	B				B							B					
Music History and Literature					B																				
Music Industry					B		B																		

Degree Programs B=Bachelor A=Associate G=Graduate																				
	Antioch College	Art Academy of Cincinnati	Ashland University	Aultman College	Baldwin Wallace University	Bluffton University	Capital University	Case Western Reserve University	Cedarville University	The Christ College of Nursing and Health Sciences	Cleveland Institute of Art	Columbus College of Art & Design	University of Dayton	Defiance College	Denison University	The University of Findlay	Franciscan University of Steubenville	Franklin University	Good Samaritan College of Nursing and Health Science	Heidelberg University
Music Performance					B		B		B				B		B					
Music Production							B								B					
Music Theatre					B															
Music Theory					B										B					
Music Therapy					B								BG							
Musical Theatre																			B	
Natural Science	B							B							B		A			
Network & Systems Administration																				
Neuroscience					B			BG							B					B
Nonprofit Administration																				G
Nuclear Medicine Technology																AB				
Nurse Anesthetist																				
Nursing			BG	AB	B	B	BG	BG	BG	B			B	B		B	BG	BG	AB	B
Nursing Education							G		G											
Nursing - Family Nurse Practitioner/Emergency Room NP																				
Nursing Home Administration																				
Nursing Leadership								G	G											G
Occupational Health Therapy																G				G
Operations & Supply Chain Management			BG					G	G				B			B		B		B
Organizational Leadership			B					G						B						B
Organizational Studies														B						
Organizational Studies / Communication																B				
Painting		B									B									
Paralegal							G													
Peace, Justice and Human Rights	B																			B
Pediatric Nurse Practitioner									G											
Performing Arts																				B
Pharmaceutical and Biomedical Studies																B				
Pharmacy									BG							BG				
Philosophy	B		B				B	B					B		B	B	ABG			B
Photography		B									B	B	B							
Physical Activity and Recreation Administration																				
Physical Education						B			B							B				
Physical Science													B							
Physical Science Education																				

Degree Programs		B=Bachelor A=Associate G=Graduate	
University	Program	Level	Transferability
Lourdes University	Music Performance		
Malone University	Music Production		
Marietta College	Music Theatre	B	
Mercy College of Ohio	Music Theory		
Mount Carmel College of Nursing	Music Therapy		
Mount St. Joseph University	Music Theatre		
University of Mount Union	Natural Science		
Mount Vernon Nazarene University	Network & Systems Administration	B	
Muskingum University			
University of Northwestern Ohio	Neuroscience		
Oberlin College	Nonprofit Administration	BG	
Ohio Christian University	Nuclear Medicine Technology		
Ohio Dominican University	Nurse Anesthetist		
Ohio Northern University	Nursing	B	
Ohio Wesleyan University	Nursing Education	B	
Otterbein University	Nursing - Family Nurse Practitioner/Emergency Room NP		
University of Rio Grande	Nursing Home Administration		
Tiffin University	Nursing Leadership	B	
Ursuline College	Occupational Health Therapy		
Walsh University	Operations & Supply Chain Management		
Wilberforce University	Organizational Leadership		
Wilmington College	Organizational Studies		
Wittenberg University	Organizational Studies / Communication		
The College of Wooster	Painting	B	
Xavier University	Paralegal		
	Peace, Justice and Human Rights		
	Pediatric Nurse Practitioner		
	Performing Arts		
	Pharmaceutical and Biomedical Studies		
	Pharmacy		
	Philosophy		
	Photography		
	Physical Activity and Recreation Administration		
	Physical Education		
	Physical Science		
	Physical Science Education		

Degree Programs B=Bachelor A=Associate G=Graduate																				
	Antioch College	Art Academy of Cincinnati	Ashland University	Aultman College	Baldwin Wallace University	Bluffton University	Capital University	Case Western Reserve University	Cedarville University	The Christ College of Nursing and Health Sciences	Cleveland Institute of Art	Columbus College of Art & Design	University of Dayton	Defiance College	Denison University	The University of Findlay	Franciscan University of Steubenville	Franklin University	Good Samaritan College of Nursing and Health Science	Heidelberg University
Physical Therapy													G			G				
Physician Assistant			G		G			G	G				G			G				
Physics			B		B	B		BG	B				B		B					B
Physics Education																				
Physics-Computer Science													B							
Political Science	B		B		B	B	B	BG	B				B		B	B	B			B
Polymer Science								BG												
Pre-Athletic Training																				
Pre-Art Therapy						B	B													
Pre-Chiropractice																				
Pre-Christian Ministry									B					B						B
Pre-Dentistry					B		B		B				B	B					B	B
Pre-Engineering					B	B	B		B						B		A			B
Pre-Forestry																				
Pre-Health Professions							B		B					B	B		B			B
Pre-Law	B				B	B	B		B				B	B	B	B				B
Pre-Medicine	B				B	B	B		B				B	B	B		B			B
Pre-Optometry						B	B		B					B						B
Pre-Pharmacy					B	B	B		B					B						B
Pre-Physical Therapy					B	B	B		B					B						B
Pre-Podiatric Medicine																				B
Pre-Public Administration																				
Pre-Social Work					B									B						B
Pre-Theology/Ministry							B							B						B
Pre-Veterinary					B		B		B					B	B					B
Primary Education (P-5) / Intervention Specialist			B			B			B					B		B				
Printmaking	B	B									B									
Product Design												B								
Professional Aviation																				
Professional Sales Leadership																	G			
Professional Writing and Information Design									B							G				B
Psychology	B		B		B	B	B	BG	B				B	B	B	B	B	B		B
Psychology: Business																	G			
Psychology: Cross Cultural/International																				
Psychology: Educational																G				G
Psychology: Experimental																	B			
Psychology: Forensic																				B

Lourdes University	Malone University	Marietta College	Mercy College of Ohio	Mount Carmel College of Nursing	Mount St. Joseph University	University of Mount Union	Mount Vernon Nazarene University	Muskingum University	University of Northwestern Ohio	Oberlin College	Ohio Christian University	Ohio Dominican University	Ohio Northern University	Ohio Wesleyan University	Otterbein University	University of Rio Grande	Tiffin University	Ursuline College	Walsh University	Wilberforce University	Wilmington College	Wittenberg University	The College of Wooster	Xavier University	Degree Programs B=Bachelor A=Associate G=Graduate
		B			G	G													G						Physical Therapy
			G		G	G												G							Physician Assistant
						B				B			B	B	B							B	B	B	Physics
													B		B								B	B	Physics Education
																									Physics-Computer Science
	B					B		B		B	B	B	B	B	B	A			B	B	B	B	B	AB	Political Science
																									Polymer Science
	B														B						B				Pre-Athletic Training
B					B								B					B							Pre-Art Therapy
	B		B																		B	B			Pre-Chiropractice
																									Pre-Christian Ministry
B	B				B		B	B		B		B	B	B			B	B	B		B	B	B	B	Pre-Dentistry
					B					B		B		B		A		B	B		B	B	B		Pre-Engineering
																							B		Pre-Forestry
B			B		B		B	B		B		B	B	B	B			B	B			B	B		Pre-Health Professions
B	B				B		B	B		B		B	B	B				B	B		B	B	B	B	Pre-Law
B	B	B	B		B		B	B		B		B	B	B			B	B	B		B	B	B	B	Pre-Medicine
	B				B		B	B				B	B						B		B	B	B		Pre-Optometry
B	B	B	B		B		B	B				B						B	B		B	B	B	B	Pre-Pharmacy
B	B		B		B		B	B				B	B					B	B		B	B	B		Pre-Physical Therapy
					B		B												B			B	B		Pre-Podiatric Medicine
		B																							Pre-Public Administration
								B															B		Pre-Social Work
													B										B		Pre-Theology/Ministry
B	B				B		B	B		B		B	B	B	B		B	B	B		B	B	B	B	Pre-Veterinary
	B						B					B		B	B			G			B	B		B	Primary Education (P-5) / Intervention Specialist
																									Printmaking
																									Product Design
																			B						Professional Aviation
		B																							Professional Sales Leadership
	B												B												Professional Writing and Information Design
B	B	B			B			B		B	B	B	B	B	B	AB	BG	B	B	B	B	B	B	ABG	Psychology
																		B							Psychology: Business
																	B								Psychology: Cross Cultural/International
		B																B							Psychology: Educational
																		B							Psychology: Experimental
																	BG	B							Psychology: Forensic

Degree Programs B=Bachelor A=Associate G=Graduate																				
	Antioch College	Art Academy of Cincinnati	Ashland University	Aultman College	Baldwin Wallace University	Bluffton University	Capital University	Case Western Reserve University	Cedarville University	The Christ College of Nursing and Health Sciences	Cleveland Institute of Art	Columbus College of Art & Design	University of Dayton	Defiance College	Denison University	The University of Findlay	Franciscan University of Steubenville	Franklin University	Good Samaritan College of Nursing and Health Science	Heidelberg University
Psychology: Industrial & Organizational					B												B			
Psychology: School													G							
Psychology: Sports																				
Public Administration													G					G		
Public and Nonprofit Management																				
Public Health					BG			G							B					B
Public History					B															
Public Relations			B		B		B									B				
Public Safety Management																		AB		
Quantitative Economics																				
Radiologic Technology										A						G			A	
Real Estate																				
Recreational Management																				
Rehabilitation Science																				
Religion			BG				B	BG					BG	B	B	B				BG
Religion Education			G				G						B	B			BG			
Religion and Philosophy																				
Religious Pastoral Ministry			G				G		B				G	B						
Renaissance Studies																				
Renewable and Clean Energy													G							
Respiratory Care																				B
Robotics and Automation Technology																				
Russian & East European Studies																				
Sacred Music																	B			
School Counseling							G						G							G
Science Teaching					G	B	B												B	
Sculpture	B	B									B									
Self-Designed Major	B				B	B	B	B						AB	B				B	B
Small Business														B						
Social Media Design																				
Social Sci Integrated Social Studies			B		B															
Social Sciences	B														B			B		B
Social Studies	B														B					
Social Work			B	B		BG	BG	G	B					B		B	B			
Social Work 3+2						G													B	
Sociology					B	B	B	BG					B		B		B			B

Lourdes University	Malone University	Marietta College	Mercy College of Ohio	Mount Carmel College of Nursing	Mount St. Joseph University	University of Mount Union	Mount Vernon Nazarene University	Muskingum University	University of Northwestern Ohio	Oberlin College	Ohio Christian University	Ohio Dominican University	Ohio Northern University	Ohio Wesleyan University	Otterbein University	University of Rio Grande	Tiffin University	Ursuline College	Walsh University	Wilberforce University	Wilmington College	Wittenberg University	The College of Wooster	Xavier University	Degree Programs B=Bachelor A=Associate G=Graduate
																		B							Psychology: Industrial & Organizational
																		B							Psychology: School
																	B								Psychology: Sports
							B	B																	Public Administration
							G																		Public and Nonprofit Management
B								B					B	B	B	B			B		B	B			Public Health
																	B								Public History
						B					B	B		B		B							B		Public Relations
							B																		Public Safety Management
		B											B												Quantitative Economics
			A													A									Radiologic Technology
																									Real Estate
																									Recreational Management
																			B						Rehabilitation Science
					B			B		B			B	B	B							B	B		Religion
																									Religion Education
													B	B							B				Religion and Philosophy
							BG																	G	Religious Pastoral Ministry
													B												Renaissance Studies
																									Renewable and Clean Energy
															A		B								Respiratory Care
								A																	Robotics and Automation Technology
										B													B		Russian & East European Studies
																									Sacred Music
	G																		G					G	School Counseling
							B						B											B	Science Teaching
										B															Sculpture
	B					B			AB	B				B	B			B			B	B	B		Self-Designed Major
																									Small Business
																	BG								Social Media Design
							B																		Social Sci Integrated Social Studies
																					B				Social Sciences
													B									BG			Social Studies
B	B						BG					B				B		B		B	B	B		B	Social Work
																							B		Social Work 3+2
					B	B		B		B		B	B	B	B				B	B		B	B	AB	Sociology

Degree Programs B=Bachelor A=Associate G=Graduate																			
	Antioch College	Art Academy of Cincinnati	Ashland University	Aultman College	Baldwin Wallace University	Bluffton University	Capital University	Case Western Reserve University	Cedarville University	The Christ College of Nursing and Health Sciences	Cleveland Institute of Art	Columbus College of Art & Design	University of Dayton	Defiance College	Denison University	The University of Findlay	Franciscan University of Steubenville	Franklin University	Good Samaritan College of Nursing and Health Science
Software Engineering/ Multi-Platform Software Development					B														
Spanish Education - Multi-age						B			B						B				B
Special Education Elementary Dual Degree																			
Speech					G	B													
Speech, Language and Hearing Sciences						B													
Sports and Recreation Leadership						B													
Sports Administration / Sports Management			B		BG	B			B					BG			B		B
Sports Business													B	BG		B			
Sport Leadership																			BG
Sports Medicine									B										
Statistics	B				G			BG					B		B				B
Strategic Marketing														B					
Strategic Human Resource Management																			
Strategic Organizational Leadership																			
Strategic Organizational Leadership- Accelerated																			
Strength and Conditioning						B										B			
Student Ministry																			
Studio Art		B					B		B										
Substance Abuse Counseling																			
Surgical Technology																		A	
Sustainability	B				B								B					B	
Technical Administration																			
Technology- Enhanced Learning													G						
TESOL						B										BG			
Theatre					B		B	B	B							B	B		B
Theatre: Acting & Directing					B														
Theatre: Dance & Movement					B														
Theatre: Design & Technical					B														
Theatre: Stage Management					B														
Theology			G			B			BG				G		B		ABG		BG
Therapeutic Horsemanship																			B
Toxicology			B																
Transdisciplinary Early Childhood Education													G						

Lourdes University	Malone University	Marietta College	Mercy College of Ohio	Mount Carmel College of Nursing	Mount St. Joseph University	University of Mount Union	Mount Vernon Nazarene University	Muskingum University	University of Northwestern Ohio	Oberlin College	Ohio Christian University	Ohio Dominican University	Ohio Northern University	Ohio Wesleyan University	Otterbein University	University of Rio Grande	Tiffin University	Ursuline College	Walsh University	Wilberforce University	Wilmington College	Wittenberg University	The College of Wooster	Xavier University	Degree Programs B=Bachelor A=Associate G=Graduate
						B					B						B								Software Engineering/ Multi-Platform Software Development
													B									B			Spanish Education - Multi-age
																							G		Special Education Elementary Dual Degree
																									Speech
					B		B															B			Speech, Language and Hearing Sciences
																									Sports and Recreation Leadership
B	B				B		B	B	AB		B	BG	B	B			BG	B	B		B	BG		BG	Sports Administration / Sports Management
						B	B																		Sports Business
																									Sport Leadership
																									Sports Medicine
										B			B										B		Statistics
																									Strategic Marketing
																					B				Strategic Human Resource Management
																					B				Strategic Organizational Leadership
																					B				Strategic Organizational Leadership- Accelerated
													B												Strength and Conditioning
											B														Student Ministry
							B			B			B	B									B		Studio Art
											B						BG							G	Substance Abuse Counseling
			A																						Surgical Technology
															B							B	B		Sustainability
																	G								Technical Administration
																									Technology- Enhanced Learning
																							BG		TESOL
						B		B		B			B	B	B						B	B	B	B	Theatre
																									Theatre: Acting & Directing
																									Theatre: Dance & Movement
																									Theatre: Design & Technical
																									Theatre: Stage Management
ABG											B	ABG						G	B					ABG	Theology
																									Therapeutic Horsemanship
																									Toxicology
																									Transdisciplinary Early Childhood Education

Degree Programs

B=Bachelor
A=Associate
G=Graduate

	Antioch College	Art Academy of Cincinnati	Ashland University	Aultman College	Baldwin Wallace University	Bluffton University	Capital University	Case Western Reserve University	Cedarville University	The Christ College of Nursing and Health Sciences	Cleveland Institute of Art	Columbus College of Art & Design	University of Dayton	Defiance College	Denison University	The University of Findlay	Franciscan University of Steubenville	Franklin University	Good Samaritan College of Nursing and Health Science	Heidelberg University	Hiram College	John Carroll University	Kenyon College	Kettering College	Lake Erie College
Travel Management																									
Undecided																									
Unmanned Aircraft Systems																									
Urban Ministries			G																						
Urban Studies																									
User Experience											G														
Video Game Production														B											
Visual Arts		B			B						B														
Visual Communication Design		B			B						B														
Web and Mobile App Development																									
Web Development														B		B									
Welding																									
Wellness						B										B									
Women's Studies						B		B					B		B							B	B		
World Missions			G																						
Worship			G				B		BG																
Writing	B	B	BG			B	B								B	G	B					B			
Youth Ministry			G			B	B										B								
Zoology																									

Lourdes University	Malone University	Marietta College	Mercy College of Ohio	Mount Carmel College of Nursing	Mount St. Joseph University	University of Mount Union	Mount Vernon Nazarene University	Muskingum University	University of Northwestern Ohio	Oberlin College	Ohio Christian University	Ohio Dominican University	Ohio Northern University	Ohio Wesleyan University	Otterbein University	University of Rio Grande	Tiffin University	Ursuline College	Walsh University	Wilberforce University	Wilmington College	Wittenberg University	The College of Wooster	Xavier University	Degree Programs B=Bachelor A=Associate G=Graduate
									A									B			B				Travel Management
																									Undecided
																B									Unmanned Aircraft Systems
							B																		Urban Ministries
	B																						B	G	Urban Studies
																									User Experience
																	B								Video Game Production
																									Visual Arts
																									Visual Communication Design
					B																				Web and Mobile App Development
																	B		B						Web Development
																A									Welding
																	B								Wellness
										B				B	B								B		Women's Studies
							B				B														World Missions
							B				AB														Worship
										B			B	B					B						Writing
							B						B												Youth Ministry
	B													B											Zoology

Intercollegiate Athletics & Student Activities	Intercollegiate Athletics																								
	Antioch College	Art Academy of Cincinnati	Ashland University	Aultman College	Baldwin Wallace University	Bluffton University	Capital University	Case Western Reserve University	Cedarville University	The Christ College of Nursing and Health Sciences	Cleveland Institute of Art	Columbus College of Art & Design	University of Dayton	Defiance College	Denison University	The University of Findlay	Franciscan University of Steubenville	Franklin University	Good Samaritan College of Nursing and Health Science	Heidelberg University	Hiram College	John Carroll University	Kenyon College	Kettering College	Lake Erie College
Intercollegiate Athletics																									
Co-ed Archery																									
Co-ed Bass Fishing																									
Co-ed Cheerleading																									
Co-ed Dance																									
Co-ed Disc Golf																									
Co-ed E-Sports			X		X	X							X	X											X
Co-ed Equestrian													X			X									X
Men's Baseball			X		X	X	X	X	X				X	X	X	X	X			X	X	X	X		X
Men's Basketball			X		X	X	X	X	X				X	X	X	X	X			X	X	X	X		
Men's Bowling					X		X						X												
Men's Cheerleading									X					X											
Men's Crew																									X
Men's Cross Country			X		X	X	X	X	X				X	X	X	X	X			X	X	X	X		
Men's E-Sports																				X					
Men's Fencing																									X
Men's Football			X		X	X	X	X					X	X	X	X				X	X	X	X		
Men's Golf			X		X	X	X		X				X	X	X	X				X	X	X	X		
Men's Hockey													X		X										X
Men's Lacrosse					X		X						X		X		X			X	X	X	X		
Men's Riflery and Shooting																									X
Men's Soccer			X		X	X	X	X	X				X	X	X	X	X			X	X	X	X		
Men's Sprint Football																									
Men's Stunt																									
Men's Swimming/Diving			X		X	X		X					X		X	X				X	X	X	X		
Men's Tennis			X		X		X	X	X				X		X	X	X					X	X		X
Men's Track & Field			X		X	X	X	X	X					X	X	X	X			X	X	X	X		
Men's Volleyball					X									X	X						X				
Men's Water Polo													X												X
Men's Wrestling			X		X			X					X	X		X				X	X	X			X
Women's Basketball			X		X	X	X	X	X				X	X	X	X	X			X	X	X	X		
Women's Bowling					X		X																		
Women's Cheerleading								X	X				X	X	X					X					
Women's Crew																									X
Women's Cross Country			X		X	X	X	X	X				X	X	X	X	X			X	X	X	X		
Women's E-Sports																				X					
Women's Fencing															X										
Women's Field Hockey															X								X		
Women's Flag Football																									
Women's Golf			X		X	X	X						X	X	X	X	X			X	X	X			
Women's Hockey															X										X
Women's Lacrosse			X		X		X						X		X	X	X			X		X	X		
Women's Riflery and Shooting																									X
Women's Soccer			X		X	X	X	X	X				X	X	X	X	X			X	X	X	X		X
Women's Softball			X		X	X	X	X	X				X	X	X	X	X			X	X	X	X		X
Women's Stunt			X		X															X	X				
Women's Swimming & Diving			X		X	X		X					X		X	X	X			X	X	X	X		

Lourdes University	Malone University	Marietta College	Mercy College of Ohio	Mount Carmel College of Nursing	Mount St. Joseph University	University of Mount Union	Mount Vernon Nazarene University	Muskingum University	University of Northwestern Ohio	Oberlin College	Ohio Christian University	Ohio Dominican University	Ohio Northern University	Ohio Wesleyan University	Otterbein University	University of Rio Grande	Tiffin University	Ursuline College	Walsh University	Wilberforce University	Wilmington College	Wittenberg University	The College of Wooster	Xavier University	Intercollegiate Athletics & Student Activities
																									Intercollegiate Athletics
																X									Co-ed Archery
																X									Co-ed Bass Fishing
							X																		Co-ed Cheerleading
																X									Co-ed Dance
X		X			X	X	X	X			X														Co-ed Disc Golf
	X										X		X	X	X	X	X								Co-ed E-Sports
X		X			X	X	X	X	X						X						X				Co-ed Equestrian
X	X	X			X	X	X	X	X	X	X	X	X	X	X	X	X		X	X	X	X	X	X	Men's Baseball
X	X						X	X	X	X	X	X	X	X	X	X	X		X	X	X	X	X	X	Men's Basketball
X		X											X			X	X		X						Men's Bowling
		X													X	X	X				X			X	Men's Cheerleading
X		X			X	X	X	X																	Men's Crew
X	X	X			X			X		X	X	X	X	X	X	X	X		X	X	X	X	X	X	Men's Cross Country
	X										X					X					X				Men's E-Sports
		X			X	X		X																	Men's Fencing
X		X			X	X	X	X	X	X		X	X	X	X	X	X		X		X	X	X		Men's Football
	X										X	X	X	X	X	X	X		X	X		X	X	X	Men's Golf
X		X			X	X	X	X													X				Men's Hockey
	X									X			X	X	X		X		X		X	X	X		Men's Lacrosse
X		X			X	X	X	X	X																Men's Rifle and Shooting
	X									X	X	X	X	X	X	X	X		X		X	X	X	X	Men's Soccer
																		X							Men's Sprint Football
						X	X										X								Men's Stunt
X	X	X				X	X		X	X			X	X							X	X	X	X	Men's Swimming/Diving
X		X			X	X	X	X		X			X	X	X		X		X			X	X	X	Men's Tennis
X	X				X	X	X			X	X	X	X	X	X	X	X		X		X	X	X	X	Men's Track & Field
																X						X			Men's Volleyball
X					X	X		X																	Men's Water Polo
X		X				X	X	X	X				X	X	X	X	X				X				Men's Wrestling
X	X						X	X	X	X	X	X	X	X	X	X	X	X	X	X	X	X	X	X	Women's Basketball
X		X			X	X		X		X						X	X	X	X			X			Women's Bowling
	X	X									X	X		X	X	X	X		X	x	X		X	X	Women's Cheerleading
X		X			X	X	X	X																	Women's Crew
X	X	X			X			X		X	X	X	X	X	X	X	X	X	X	X	X	X	X	X	Women's Cross Country
																X					X				Women's E-Sports
																									Women's Fencing
X		X			X	X	X	X	X	X				X								X	X		Women's Field Hockey
																		X							Women's Flag Football
	X										X	X	X	X	X	X	X	X	X	X		X	X	X	Women's Golf
X		X			X	X	X	X		X															Women's Hockey
	X									X			X	X	X		X	X	X			X	X	X	Women's Lacrosse
X		X			X	X	X	X	X																Women's Rifle and Shooting
X	X	X			X	X	X	X	X	X	X	X	X	X	X	X	X	X	X		X	X	X	X	Women's Soccer
	X							X		X	X	X	X	X	X	X	X	X	X		X	X	X		Women's Softball
	X					X	X										X	X	X						Women's Stunt
	X									X			X	X							X	X	X	X	Women's Swimming & Diving

Intercollegiate Athletics & Student Activities	Antioch College	Art Academy of Cincinnati	Ashland University	Aultman College	Baldwin Wallace University	Bluffton University	Capital University	Case Western Reserve University	Cedarville University	The Christ College of Nursing and Health Sciences	Cleveland Institute of Art	Columbus College of Art & Design	University of Dayton	Defiance College	Denison University	The University of Findlay	Franciscan University of Steubenville	Franklin University	Good Samaritan College of Nursing and Health Science	Heidelberg University	Hiram College	John Carroll University	Kenyon College	Kettering College	Lake Erie College	
	Women's Synchronized Swimming																									
	Women's Tennis			X		X		X	X				X		X	X	X					X	X		X	
	Women's Track & Field			X		X	X	X	X				X	X	X	X	X				X	X	X		X	
	Women's Volleyball			X		X	X	X	X				X	X	X	X	X				X	X	X	X		
	Women's Water Polo												X													
	Women's Wrestling					X															X	X	X			
	Student Activities																									
	Academic Clubs		X	X	X	X	X	X	X	X		X	X	X	X	X	X	X			X	X	X	X		X
	Choral Groups			X		X	X	X	X	X				X	X	X	X	X			X	X	X	X		X
	Community Service Organizations	X	X		X	X	X	X	X	X		X		X	X	X	X	X			X	X	X	X	X	
	Dance			X		X		X	X	X				X	X	X	X				X	X	X	X		X
	E-Sports Club																									
	Gender and Sexuality	X	X			X	X					X	X	X			X				X	X	X	X		
	Greek Life			X		X		X	X			X		X		X	X				X	X	X	X		
	Honor Societies			X	X	X	X	X	X	X	X			X	X	X	X	X		X	X	X	X	X	X	X
	International Student Organizations			X		X	X	X	X	X			X	X		X	X	X			X	X		X		
	Intramural or Club Sports	X		X		X	X	X	X	X		X		X	X	X	X	X			X	X	X	X		X
	Jazz Band			X		X	X	X	X	X				X	X	X	X				X	X	X	X		
	Literary Magazine	X	X			X	X	X	X	X		X	X	X	X	X	X	X			X	X	X	X		
	Marching Band			X		X			X			X		X	X		X				X					
	Minority Student Organizations	X	X	X		X	X	X	X	X	X	X	X	X	X	X	X			X	X	X	X	X		X
	Model UN									X											X					
	Musical Theater			X		X	X	X	X	X				X	X	X	X				X	X		X		
Nursing Leadership																						X				
Opera					X				X				X							X						
Pep Band					X	X			X				X	X		X				X	X	X	X			
Podcast Studio	X	X				X							X							X	X					
Political Activist Organizations	X		X		X		X	X	X		X		X		X	X	X			X	X	X	X			
Professional Societies		X	X	X	X	X	X	X	X	X	X		X	X	X	X	X	X	X	X	X	X	X	X	X	
Radio Station	X	X	X		X	X	X	X	X				X	X	X	X	X					X	X			
Religious Organizations			X		X	X	X	X	X		X	X	X	X	X	X	X		X	X	X	X	X	X		
Student Government	X	X	X	X	X	X	X	X	X	X	X	X	X	X	X	X	X		X	X	X	X	X		X	
Student Newspaper	X		X		X	X	X	X	X		X		X	X	X	X	X			X		X	X			
Symphonic Band/Orchestra			X		X	X		X	X		X		X	X	X	X				X	X		X			
Television Station			X		X		X									X				X		X				
Theater/Dance			X		X	X	X	X	X				X	X	X	X	X			X	X		X		X	
Yearbook								X	X				X		X		X			X			X			

Lourdes University	Malone University	Marietta College	Mercy College of Ohio	Mount Carmel College of Nursing	Mount St. Joseph University	University of Mount Union	Mount Vernon Nazarene University	Muskingum University	University of Northwestern Ohio	Oberlin College	Ohio Christian University	Ohio Dominican University	Ohio Northern University	Ohio Wesleyan University	Otterbein University	University of Rio Grande	Tiffin University	Ursuline College	Walsh University	Wilberforce University	Wilmington College	Wittenberg University	The College of Wooster	Xavier University	Intercollegiate Athletics & Student Activities	
X		X				X	X	X	X																	Women's Synchronized Swimming
X		X			X	X	X	X		X			X	X	X		X	X	X			X	X	X		Women's Tennis
X	X	X			X	X	X	X	X	X	X	X	X	X	X	X	X	X	X		X	X	X	X	Women's Track & Field	
	X									X	X	X	X	X	X	X	X	X	X		X	X	X	X	Women's Volleyball	
X						X																			Women's Water Polo	
															X	X	X								Women's Wrestling	
																									Student Activities	
X	X	X			X	X	X	X	X	X	X	X	X	X	X	X	X	X	X	X	X	X	X	X	Academic Clubs	
X	X	X			X	X	X	X		X	X	X	X	X	X	X	X		X	X	X	X	X	X	Choral Groups	
X	X	X		X	X	X	X	X	X	X	X	X	X	X	X	X	X	X	X	X	X	X	X	X	Community Service Organizations	
					X	X		X		X			X	X	X	X	X		X	X		X	X	X	Dance	
																					X				E-Sports Club	
						X		X		X		X	X	X	X		X	X			X	X	X	X	Gender and Sexuality	
		X			X	X		X					X	X	X	X	X			X	X	X	X	X	Greek Life	
X	X	X	X	X	X	X	X	X	X	X	X	X	X	X	X	X	X	X	X	X	X	X	X	X	Honor Societies	
	X	X				X	X	X	X	X		X	X	X	X		X		X		X	X	X	X	International Student Organizations	
X	X	X			X	X	X	X	X	X	X	X	X	X	X	X	X		X	X	X	X	X	X	Intramural or Club Sports	
	X	X			X	X	X	X		X			X	X			X					X	X	X	Jazz Band	
X	X	X			X	X	X	X		X		X	X	X	X			X			X	X	X	X	Literary Magazine	
						X				X		X	X	X	X	X	X		X	X	X		X		Marching Band	
X	X	X	X	X	X	X	X	X		X		X	X	X	X	X	X	X	X	X	X	X	X	X	Minority Student Organizations	
						X		X					X	X									X		Model UN	
		X			X	X	X	X		X	X	X	X	X	X		X				X	X	X	X	Musical Theater	
						X		X										X				X			Nursing Leadership	
										X				X	X							X			Opera	
X		X					X	X			X	X	X	X	X	X	X		X		X			X	Pep Band	
							X								X		X	X		X	X			X	Podcast Studio	
		X					X	X		X			X	X	X		X	X	X		X	X	X	X	Political Activist Organizations	
X	X	X	X	X	X	X	X	X	X	X	X	X	X	X	X	X	X	X	X		X	X		X	Professional Societies	
		X				X	X	X		X				X	X	X			X		X	X	X		Radio Station	
X	X	X		X	X	X	X	X	X	X	X	X	X	X	X	X	X	X	X	X	X	X	X	X	Religious Organizations	
X	X	X	X	X	X	X	X	X	X	X	X	X	X	X	X	X	X		X	X	X	X	X	X	Student Government	
X	X	X			X	X	X	X		X			X	X	X	X			X		X	X	X	X	Student Newspaper	
	X					X	X	X		X	X		X	X	X		X				X	X	X	X	Symphonic Band/Orchestra	
		X						X							X	X			X					X	Television Station	
X	X	X			X	X	X	X		X	X	X	X	X	X		X	X	X		X	X	X	X	Theater/Dance	
		X					X			X			X						X		X	X	X		Yearbook	

OHIO'S INDEPENDENT COLLEGES AND UNIVERSITIES



41 South High Street
Suite 1690
Columbus, Ohio 43215
Phone 614.228.2196
Fax 614.228.8406
www.aicuo.edu
www.ohiopriatecolleges.org



