

*Bulletin*  
*Fall 2023*  
*The Pennsylvania Radiological*  
*Society*



*\*This edition and past editions are available to all members at*  
<http://www.paradsoc.org/>

Website: [www.paradsoc.org](http://www.paradsoc.org)

**Executive Director:**

John P. Kline

2001 North Front Street Suite 233

Harrisburg, PA 17102

Phone: (717) 695-4751

Email: [jkline@paradsoc.org](mailto:jkline@paradsoc.org)

**Editor:**

Kelly W. Biggs, MD

James E. Van Zandt VA Medical Center

2907 Pleasant Valley Blvd

Altoona, PA 16602

Phone: (814) 943-8164

Email: [kbiggs9105@gmail.com](mailto:kbiggs9105@gmail.com)

## **TABLE OF CONTENTS:**

- 1) Editor's Note
- 2) President's Biography
- 3) Crack This Case!
- 4) Fall Chapter Meeting
- 5) Scientific Exhibit Winners
- 6) Legacy Fund
- 7) ACR Cuba Visit
- 8) Legislative Affairs
- 9) 2023-2024 PA RAD Officers
- 10) Gold Medallion Winner
- 11) Upcoming Events

\*\*\*\*\*

## **EDITOR'S NOTE**

Happy fall everyone! As a child of West Texas, I can't say fall thrilled me in my younger years. I associated it with return to school and the various shades of gray the High Plains offered along with dusty winds. Since I made Pennsylvania my home, however, it is now by far my favorite season. All those brilliant colors that could only be seen in books or television in the Texas Panhandle are now just a window or a stroll away. You really can't beat fall in Pennsylvania! And on the same note, when choosing between the two grand ACR annual meetings, the fall chapter meeting beats spring in DC hands down. I still dream of throwing axes in Philly.

Fall is a good time to reflect. The falling leaves remind us of the passage of time, and of change. And while I prefer the fall conference, it must be said that the fall conference topics are sometimes depressing. The takeaway from my first fall conference in 2010 was that Pennsylvania is a litigious minefield for physicians. Reimbursement cuts and runaway imaging volumes are perseverative themes through recent history, and

now we add manpower shortages to the mix to further ratchet up the stress in our community.

When these realities get me down, I try to maintain perspective. We are privileged to earn our keep in a profession that is fundamentally about helping people. Even in the face of incessant threats to compensation, we still do quite well compared to many Americans. I don't think most of us got into this field solely for the money. The path is just a bit too long and painful not to have something else to reach for, whether it be intellectual challenge or moral high ground. I started life as an adult by training to kill people (a bit dramatic, I know, but I was a navy pilot in another life). So moral high ground appeals to me. When the going gets tough, we should still sleep with clean consciences in knowing that we are all about trying to make things better for our patients. Cheers to our guest lecturers who highlighted reasons for hope and optimism.

Thanks as well to our outgoing president, **Dr. Eric Walker**. Thanks for bearing the torch for a year. Well done!

And now...the news.

***Kelly W. Biggs, MD***

\*\*\*\*\*

New President 2023-2024 **Joshua G. Tice, MD**



Dr. Tice is a diagnostic radiologist with West Reading Radiology Associates (WRRRA) at Tower Health's Reading Hospital. At Reading Hospital, he serves as Medical Staff President, Chair of the Medical Executive Committee, and Chair of the Leadership Council. Dr. Tice is also a member of the Reading Hospital Board of Trustees and chairs the Reading Hospital Board Quality Committee. In addition, he is an Assistant Professor in the Department of Radiological Sciences at Drexel University College of Medicine and has been the education lead for WRRRA since 2019. After being recruited by Dr. Elaine Lewis, Dr. Tice has been an active member of the Pennsylvania

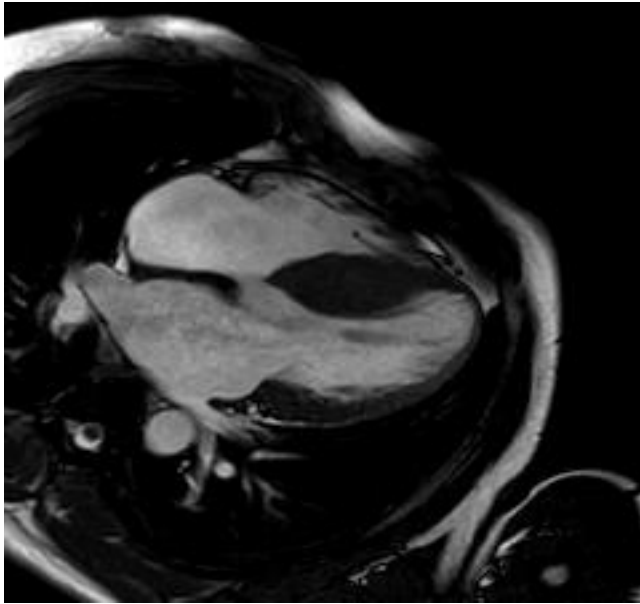
Radiological Society, serving in multiple roles within the Society, including alternate councilor, councilor, senior councilor, and editor. He has contributed on the legislative committee and represented PARADSOC at PAMED on the Specialty Leadership Council. In service to the radiology community, Dr. Tice also volunteers with the American Board of Radiology on the Maintenance of Certification Advisory Committee and has previously been a question writer for the Diagnostic Radiology OLA ER Committee.

Dr. Tice completed his undergraduate degree in Biology at James Madison University in Harrisonburg, VA, and his medical degree at Penn State College of Medicine in Hershey, PA. After accepting a commission in the United States Navy, he completed his transitional internship at Bethesda National Naval Medical Center. Dr. Tice was selected for the Undersea Medical Officer program and upon completion of the program served several years as an Undersea Medical Officer with the Naval Submarine Support Center and Commander Submarine Group Two in Groton, CT. Upon leaving active duty, Dr. Tice returned to Hershey, PA, and completed his diagnostic radiology residency and musculoskeletal fellowship at Penn State Hershey Medical Center. Following fellowship, he joined WRRRA in Reading, PA, and moved to Wyomissing with his family.

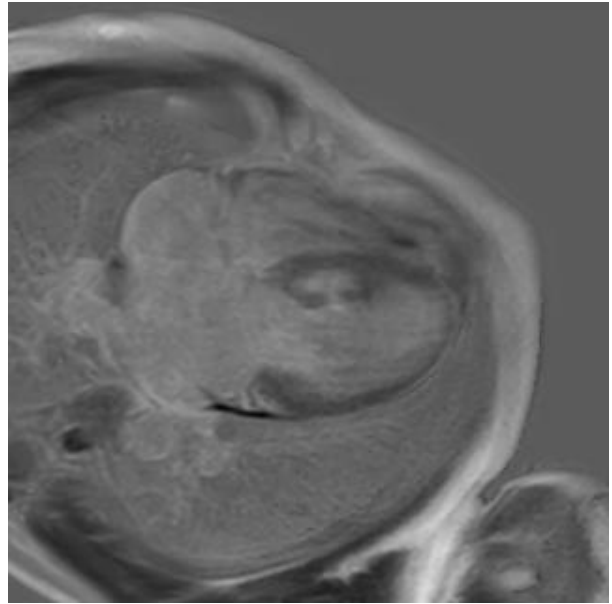
\*\*\*\*\*

## CRACK THIS CASE!

32-year-old athletic man with occasional chest pain and palpitations. Abnormal ECG. Answer at the end of the newsletter.



*Non-contrast axial image of the heart.*



*Delayed hyperenhancement axial image.*

\*\*\*\*\*

## FALL CHAPTER MEETING

The 108<sup>th</sup> annual PARAD Society meeting integrated a special program geared to residents on Friday afternoon, September 22. The so called “Kickstart You Career” event, spearheaded by **Dr. Mary Scanlon**, is featured below courtesy of **Dr. Nrutya Patel**, a first year Penn State resident who attended. The event was a collaboration of the Radiology Leadership Institute, ACR Resident and Fellow Section, and PARAD Society.

Dear PA Radiologic Society Members,

The fall annual PA Radiologic Society Meeting took place on September 22<sup>nd</sup> and 23<sup>rd</sup> in Philadelphia. The meeting started with an inaugural “Kickstart your career” event for the radiology residents given in conjunction with the Radiology Leadership Institute.

Event highlights:


Nationally prominent radiologists across the nation including Drs. Schoppe, Duszak, Kotsenas and Lexa shared their personal experiences, insights, and tips on navigating the transition from residency to successful careers. Topics included how to secure a job that suits one’s specific needs. Discussion ranged from talking about the differences between academic versus private practice jobs, mastering interviews with employers, evaluating job offers, learning about personal finances and succeeding in your first year of practice.

This meeting provided networking opportunities, allowing residents to engage with other trainees from various parts of PA as well as with seasoned academic and community radiologists. Throughout the weekend, attendees had the chance to engage in open Q&A sessions with speakers. Questions ranged from how to mitigate physician burnout to how to successfully negotiate a job offer. Residents were encouraged to reflect on their personal preferences and career goals to make informed decisions.

We are grateful for all the speakers, sponsors and attendees who made this meeting a success. Your active participation and commitment to Radiology continue to make PARAD events enjoyable and memorable.

Sincerely,

***Nrutya Patel, DO***



Residents listen as **Frank Lexa, MD, MBA, FACR** presents at the Kickstart Your Career event at the Bellevue Hotel, Philadelphia, PA, on September 22, 2023. Afterward residents, lecturers, PARAD members, and sponsors met at Maggio's Little Italy restaurant for the annual Friday night reception.



\*\*\*\*\*

In her last year as chair of the Program Committee, **Beverly Hershey** once again assembled a superb continuing medical education schedule. Thanks, Beverly, for 8 years of outstanding service!

**Dr. Richard Duszak**, Chair, ACR Commission on Leadership and Practice Development, launched the morning session with a discussion about the increasing impact of non-physician practitioners on radiology. **Dr. Amy Kotsenas**, Chair, Commission on Membership and Communications, provided the ACR update. **Ted**

**Burnes**, ACR Senior Director, RADPAC, reviewed the legislative landscape. **Dr. Kurt Schoppe**, ACR Council Vice Speaker, spoke on practice management.

**Melissa Pergola**, CEO and Executive Director of the American Society of Radiologic Technologists, offered tips on how to address record high vacancy rates of RT positions through collaboration, communication, and solid leadership. **Dr. Frank Lexa**, Chief Medical Officer of the ACR Radiology Leadership Institute, reviewed the state of artificial intelligence applications in radiology practices. **Dr. Jay Parikh**, Professor, Division of Diagnostic Imaging, The University of Texas MD Anderson Medical Center, Houston, Texas, addressed burnout in the workforce.

**Dr. Mary Scanlon** introduced the Resident and Fellow Panel, with **Dr. Chantal Chahine**, **Dr. Ahmed Moawad**, **Dr. Nrutya Patel**, and **Dr. Suraj Parikh**, covering topics ranging from embedded fellowship training in residency to advances in interventional radiology practices.



\*\*\*\*\*

# SCIENTIFIC EXHIBIT WINNERS!



Congratulations to **Dr. Mamoud Shalaby**, Mercy Catholic Medical Center, Philadelphia (Diffusion Weighted Imaging in the Spine) and **Hannah Short, MS**, Penn State Milton S Hershey Medical Center (Sonographic Appearance of Soft Tissue Masses of the hand and wrist). These two outstanding clinicians were selected from 35 excellent scientific exhibit submissions. Well done! Dr. Shalaby is on the right above, pictured with Heather Wilson (Pennsylvania Medical Society); John Kline (PARAD Executive Director); and Dr. Eric Walker, outgoing PARAD president. Hannah Short is pictured below with Mr. Kline. Not pictured is third place recipient **Dr. Robert Lewis**, Pitt School of Medicine, Allegheny Health Network (Small Nodule, Big Impact: Incidental Findings Module).

\*\*\*\*\*

## LEGACY FUND

The PARAD Legacy Fund continues to grow after its establishment in 2021. In 2023 the fund provided awards to scientific exhibit award winners and subsidized the Regional Resident's meeting. In 2024 the fund will sponsor two physicians in training to participate in the James M. Moorefield and Rutherford-Levanty Fellowships. Moving forward, the Foundation Committee will award grants to promote education and outreach programs related to radiology in Pennsylvania.



100% PARAD Society Board contributed to the Legacy Fund in 2023!

Please donate to the fund at  
<https://foundationpamedsoc.org/donatetoradiology>

\*\*\*\*\*

## **ACR CITIZEN AMBASSADORS VISIT CUBA**

On October 1, the ACR sent a volunteer delegation to Cuba as Citizen Ambassadors. During this trip the delegation had the opportunity to visit with and join in talks given by representatives from healthcare leaders, both in the primary care sector as well as radiology. The delegation included members of the Pennsylvania Radiological Society, Drs. Elaine Lewis, and Ryan Lee.

The experience was eye-opening. Cuba is a country in need of many resources, including in health care. Although the reasons underlying this are multifactorial, the US embargo and sanctions certainly play a role. The main oncology hospital has one PET CT scanner of which only the CT component is functional and a second CT scanner which is not operational. There is one MRI scanner in all of Havana.

There are several opportunities that may arise from this trip. Despite its need for resources, Cuba has managed to collect a significant amount of data (for example COVID morbidity and mortality) that may yield interesting findings, and a joint white paper may be written. There are also opportunities for additional webinars and/or live lectures that are in the works.

Ryan K. Lee, MD, MBA



*Long time PARAD and ACR national leaders Dr. Ryan Lee and Dr. Elaine Lewis represented the ACR on a recent trip to CUBA.*

\*\*\*\*\*

## **LEGISLATIVE AFFAIRS**

### **General**

The state senate remains firmly in the hands of republicans and Senator Kim Ward, (R-Westmoreland) became the first female leader of the entire chamber (president pro tempore). Election results, filling special seats, deep disagreements regarding procedure, and other matters kept the state house in turmoil until March. Initially the chamber could not decide on a speaker. Representative Joanna McClinton (D-

Philadelphia) is now Speaker, and the democrats now have control of the lower chamber and the governor's office. This condition has not existed since the early 2000s. This chaos in the house has resulted in a slow start for the legislative session.

PARAD continues to have a strong presence in both chambers and the governor's office by being present at applicable committee meetings, meetings with staff and legislators, previously mentioned resident's day, and our state PAC.

Residents Day in Harrisburg was held Tuesday June 6th, 2023. Dr. Ahmed Moawad, Mercy resident, accompanied John Kline and Dr. Jeremy Sykes for a day at the State Capitol. Visits included house and senate members, a committee hearing as well as a tour of the facility. This program continues to be a great success and shows residents how PARAD works in the legislative and regulatory arena.

Some specific pieces of legislation we are watching/participating in are detailed below.

### **Senate Bill 8 (Act 1 of 2023)**

Introduced by Senator Kim Ward (R-Westmoreland), President Pro Tempore of the chamber, and herself a breast cancer survivor.

The legislation was supported by PARAD and was signed into law by Governor Shapiro on May 1, 2023. This was the governor's first act. SB 8 (now Act 1) requires insurers to cover all costs associated for genetic counseling and genetic testing for the BRCA1 and BRCA2 gene mutation if a person is diagnosed with breast or ovarian cancer or has a family history of breast or ovarian cancer. A diagnosis of certain cancers such as breast and ovarian cancer, as well as a family history of these cancers, are strong indicators that an individual may have a gene mutation associated with a hereditary cancer syndrome.

It will also require insurers to cover all costs associated with a supplemental breast screening by MRI or Ultrasound for women at increased risk of breast cancer pursuant to Act 52 of 2020, which includes, but not limited to, women with known BRCA1 and BRCA2 gene mutations, women with heterogeneously dense breast tissue combined with certain other risk factors, and women with extremely dense breast tissue.

### **House Bill 909 and Senate Bill 545**

Introduced by Representative Barry Jozwiak (R-Berks) and Senator Judy Ward (R-Blair), these 'companion' bills are in committees in both chambers. The language is the same. Whichever bill begins to advance, we will advocate. The language, if approved, would make major improvements in the Act 112 notification process. Some language from Senator Ward's co-sponsor memo is below:

Because the imaging interpreter often does not know the patient or patient's health history, and the criteria for "significant abnormality" are vague, some doctors have

understandably chosen a safe route and have embraced a low threshold to initiate the “significant findings” process. This involves sending an ominous letter to the patient. Letters have been sent indicating that the patient’s test results showed “significant abnormalities,” when that patient’s test really did not indicate a clinical change for the patient. Of course, this leads to unintended consequences of undue patient anxiety and stress – and often further testing. The legislation will streamline and clarify the law to:

Remove the definition of “significant abnormality” AND

Require diagnostic imaging entities to provide patients with written notice at the time of any imaging service. The notice shall state that the results of the test(s) will be sent to the ordering health care practitioner. If the ordering practitioner doesn’t reach out within 21 days or the electronic health records haven’t been updated, it is recommended that the patient follow up with the practitioner to discuss the results.

The goal is to prevent patients from experiencing undue anxiety and undergoing additional testing. The bill will also improve the patients’ understanding of potential health issues after their doctor can appropriately interpret and explain the test results.

This proposal is supported by a coalition of stakeholder organizations, including the Pennsylvania Chapter of the American College of Cardiology, Pennsylvania Osteopathic Medical Association, Pennsylvania Medical Society, Pennsylvania Radiological Society, and the Hospital and Healthsystem Association of Pennsylvania. Work continues as we move into the fall.

### **Rad Tech Licensing**

Although this has not been advanced this session, we expect there to be a reintroduction of House Bill 1440 from last session.

The new licensing provisions of that legislation would fall under the purview of the State Board of Medicine (Board). Specialty areas (modalities) within the field of medical imaging that would be licensed includes fluoroscopy, radiography, nuclear medicine, diagnostic sonography (ultrasound), magnetic resonance imaging (MRI), computed tomography (CT), radiation therapy and radiologist assistant. The Board would establish the scope of practice, set requirements for licensure and renewal of licenses, determine proper training, and develop standards to improve medical imaging and radiation therapy procedures.

Medical imaging professionals work under the supervision of licensed practitioners (e.g., medical doctors, osteopathic physicians) in the imaging of patients. Those licensed practitioners would not be covered by this legislation, nor would dental personnel.

To assist the Board in its development of the initial regulations for this licensure program, an advisory committee comprised of medical imaging professionals from

various modalities is established. This advisory committee will also be used for help in promulgating future regulations. As further support to the Board, an imaging professional or radiation therapist will serve as a rotating member of the Board. This bill narrowly passed the house (two votes) and did not advance at all in the senate. We will continue to monitor this issue.

*Jeremy Sykes, MD*

*Chair, Legislative Affairs Committee*

*John Kline*

*Executive Director*

\*\*\*\*\*

**DONATE TO RADPAC:**

<https://www.radiologyadvocacy.org/SitePages/HomePage.aspx>

**DONATE TO PA RADPAC:**

<https://paradsoc.wildapricot.org/page-1623583>

\*\*\*\*\*

## **2023-2024 PARAD SOCIETY OFFICERS**

President: **Dr. Joshua Tice**

President-Elect: **Dr. Kenneth Kurtz**

First Vice-President: **Dr. Jonathan Morgan**

Second Vice-President: **Dr. Kwasi Armah**

Secretary: **Dr. Ryan Lee**

Treasurer: **Dr. Matthew Wiggins**

Editor: **Dr. Kelly Biggs**

Senior Councilor: **Dr. Devang Gor**

Immediate Past President: **Dr. Eric Walker**



*The PARAD Society 2023 Board*

\*\*\*\*\*

## **GOLD MEDALLION**

Congratulations to the 2023 Gold Medallion recipient:

### **Keith Haidet, MD, FACR**

Keith Haidet MD FACR is a part time employee and a retired partner of Lancaster Radiology Associates, Ltd., managing imaging services for Lancaster General Health, a member of the University of Pennsylvania imaging network. He is Medical Director of the Ultrasound School at Pennsylvania College of Health Sciences in Lancaster, PA.

Dr. Haidet's interest in Medicine as a career began as a member of a Boy Scout Explorer Club focused on Medicine at

Allegheny General Hospital in Pittsburgh, PA in the early 1970's. He earned a Bachelor of Science in Chemistry at Allegheny College, Meadville, PA before attending Medical School at Penn State University College of Medicine in Hershey, PA. Following Medical School, he completed an Internal Medicine Internship at Hahnemann University Hospital and Radiology Residency at Penn State Hershey.

While a Chief Resident at Penn State Hershey, he participated in work on the first MRI unit in Central PA, a Johnson and Johnson Technicare Teslacon. One of his mentors, Gary Thieme MD (University of Colorado Health Sciences) encouraged him to follow his passion in Ultrasound and he completed a Body Imaging Fellowship at Thomas Jefferson University under the supervision of Barry Goldberg MD and Donald Mitchell MD, earning the Homer Branch Memorial Award for clinical excellence.

He returned to Central PA after fellowship as a partner in AZ Ritzman Associates, Inc. (now Quantum Imaging, Inc.) and Clinical Assistant Professor of Radiology at Penn State Hershey, training Radiology Residents for several years in Ultrasound. He served Capital Health System/Harrisburg Hospital (now UPMC Pinnacle) as Director of the



Ultrasound Division, Chairman of the Radiology Department, Medical Director of the Ultrasound Technologist School, Chairman of the Medical Education Committee, and President of the Medical Staff.

During this time, he served on the Board of Directors of the Central PA Chapter of the American Cancer Society and the Board of Directors of the Pennsylvania Medical Society as Radiology Specialty Representative. He has served the Pennsylvania Radiological Society (PRS) as PARAD PAC Treasurer since 1994, Legislative Committee Chairman, Treasurer, Councilor, Senior Councilor, and member of the Executive Director search committee.

He is a proud supporter of the Boy Scouts of America, achieving the rank of Eagle Scout as a boy and serving on the Adult Committee for Boy Scout Troop 58 of Good Shepherd Parish, Camp Hill, PA. In 2009, he had the opportunity to hike at Philmont Scout Ranch in Cimarron, NM with his son, Jared, also an Eagle Scout, a scouting and family highlight.

During his PRS President term, Dr. Haidet visited all 13 PA Radiology Residency programs, informing Radiology residents across the state of the benefits of participation in the American College of Radiology (ACR) with John Kline, Executive Director, and the gracious welcome of all the PA Residency Program Directors. Other society accomplishments included bylaws and committee reorganization with creation of a PRS Gold Medallion Recognition Committee, winning the March Madness RADPAC contribution challenge for large state chapters, chapter recognition at the ACR annual meeting for government relations, PRS logo redesign with creation of new logo lapel pins for members, and expansion of resident educational opportunities including Radiology Leadership Institute online programs and a PRS funded Rutherford Lavanty ACR Fellowship in government relations.



Dr. Haidet was recognized at the September 23 PARAD banquet. The guest speakers included siblings, honored lecturer **Dr. Paul Haidet** (general internist and medical educator, Penn State College of Medicine) and honored friendly roaster **Dr. Ellen Mustovic** (Medical Director Encompass Health, Sewickley PA).



\*\*\*\*\*

### **CRACK THIS CASE ANSWER:**

If you guessed abnormal, you guessed right. Hypertrophic Obstructive Cardiomyopathy (HCM) may be asymptomatic. It may also cause shortness of breath, chest pain, and palpitations. HCM can cause sudden death. While the morphology of HCM can be identified by echocardiogram, cardiac MRI can assess the severity of disease by revealing the degree of delayed myocardial hyperenhancement, which reflects damaged heart tissue. This, in turn, can direct management, which may include medical

or surgical interventions. In this case, the septum is nearly four times normal thickness with a moderate degree of delayed hyperenhancement.

\*\*\*\*\*



*Tom Peim*

\*\*\*\*\*

## IMPORTANT DATES

- PARAD Resident's Day on the hill, Harrisburg, May 2024. Exact date TBD.
- ACR 2024. April 13-17, 2024. Washington DC.
- PARAD Annual meeting September 13-14, 2024. Lancaster PA:  
<https://www.marriott.com/en-us/hotels/lmsmc-lancaster-marriott-at-penn-square/overview/?scid=f2ae0541-1279-4f24-b197-a979c79310b0>