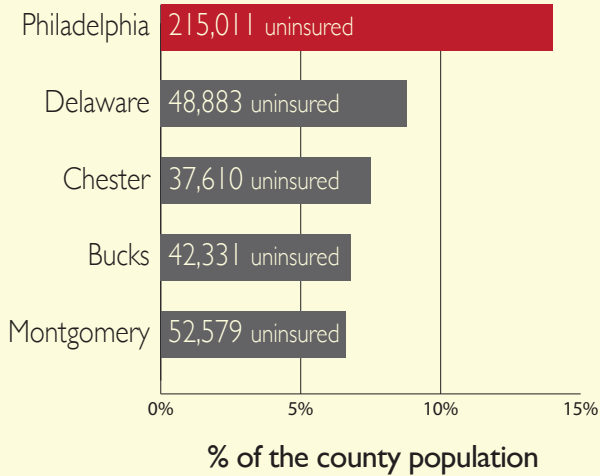


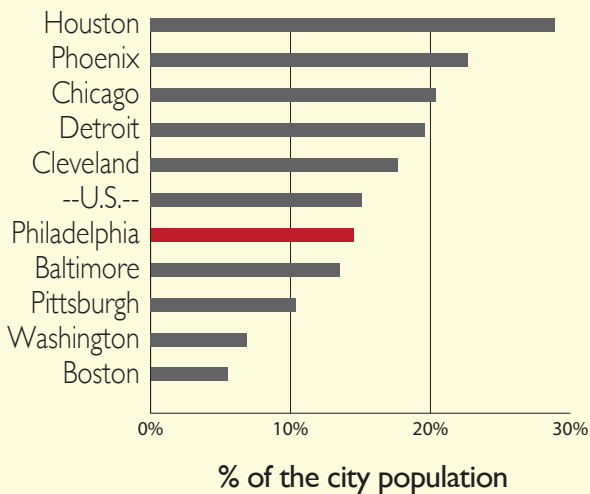
HEALTH ACCESS

People without health insurance..

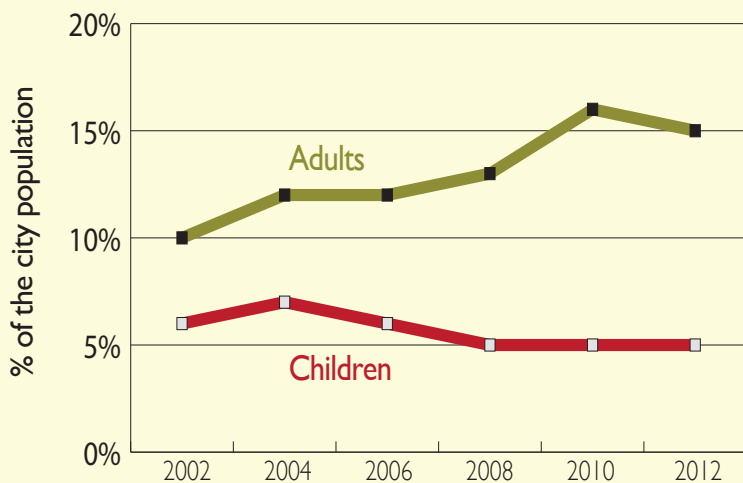
... by county




... in comparison cities



... breakdown in Philadelphia



Implementation Timeline for the Affordable Care Act



Oct 1, 2013
Enrollment begins

Jan 1, 2014
Healthcare coverage begins

March 31, 2014
Open enrollment ends

11%

increase in
PA uninsured
from 2011 to 2012

* Nationwide
decreased by 1.4%

Pennsylvania children who are eligible for CHIP and are enrolled

88.4%

Actual number of children enrolled in CHIP

25,128 **24,815**

January 2013

March 2013


HEALTH ACCESS

About the uninsured in Pennsylvania



3 out of every 4

uninsured Pennsylvanians live in a household with at least one working adult.




4 out of every 5

of Pennsylvania's uninsured live in suburban and rural regions

Uninsured Workers - nearly 1.3 million

The rate of uninsured working age (18-65) Pennsylvanians is at an all-time high of 15.9 percent (nearly 1.3 million people).



281,290

Uninsured Pennsylvanians will fall into a "coverage gap", if Pennsylvania does not take advantage of Medicaid expansion