

# San Antonio Water System: Challenges

**Kelley Neumann P.E.**

July 26, 2013

TAWWA/WEAT





# Investing in Our Sewer System



Fix or Remove  
Lift Stations

Repair or Replace

Measure  
Capacity

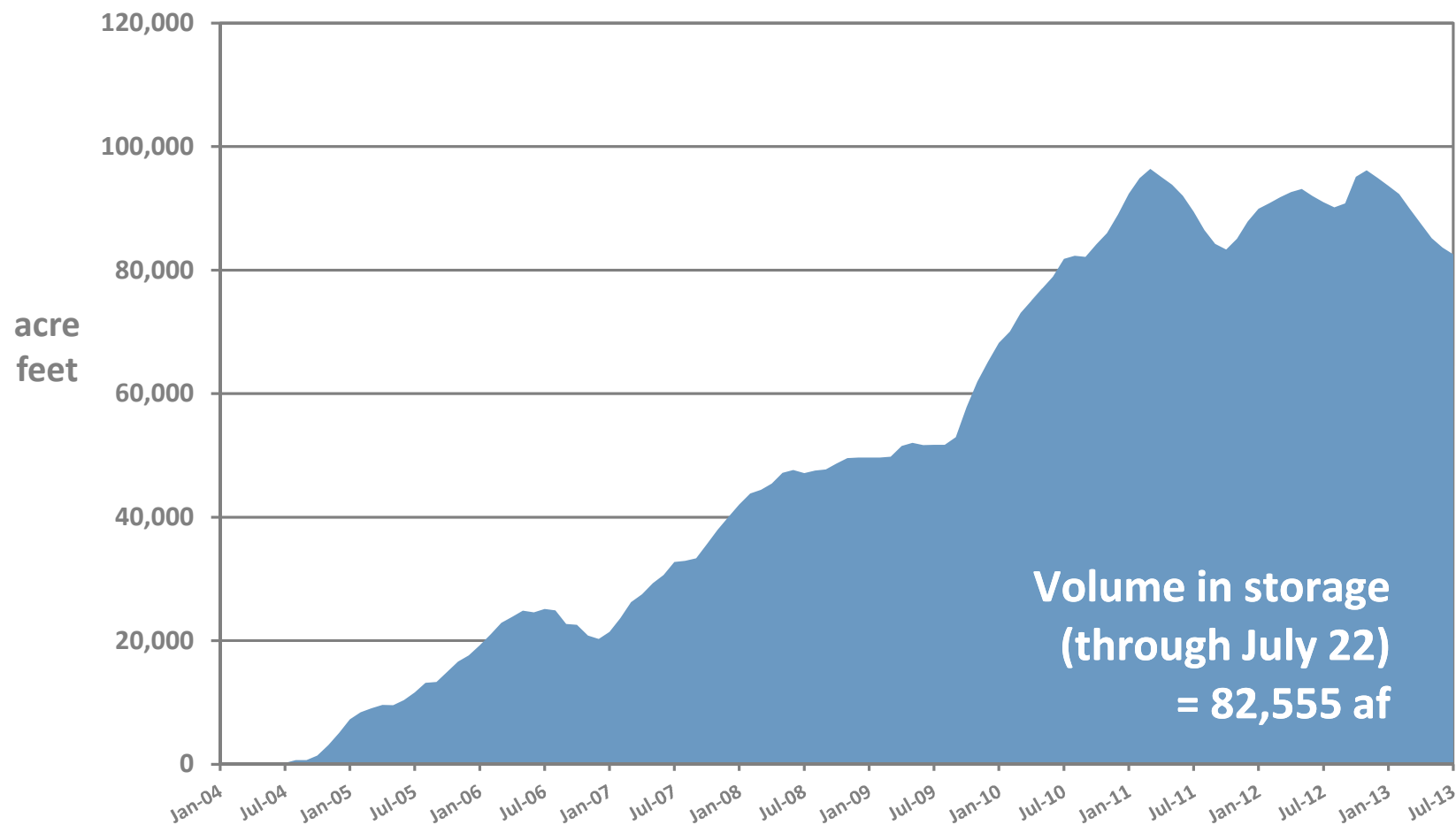
Clean Pipes

Visual  
Inspection



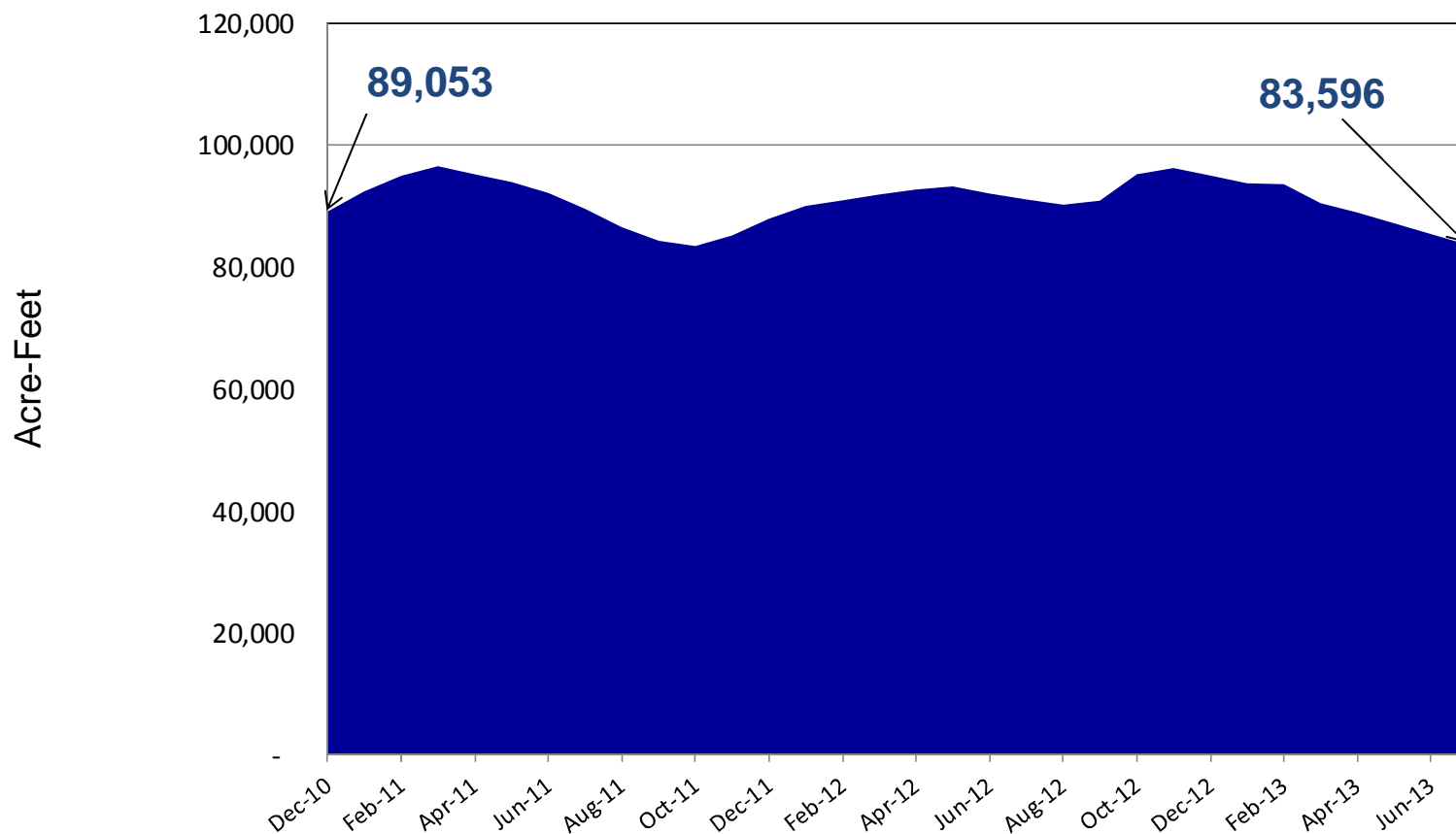
# Twin Oaks Storage Volume

2004 to July 22, 2013



# ASR Storage

December 31, 2010 – July 3, 2013



# Water Management Strategies

## Filling the Supply Needs

Planned Supply Source	Qty (ac-ft)	Time
Additional Edwards Rights	10,900	By 2017
Brackish Desal Plant	12,210	2016
	24,420	2021
	30,525	2026
Expanded Local Carrizo	7,000	2017
	14,000	2022
	21,000	2026
Regional Water Supply Project (RFCSP)	Up to 50,000	Starting in 2018
Demand Reduction - Reduce dry year GPCD from 143 to 135	16,500	By 2020

# 2013 Key Initiatives



- Implement accelerated SSO reduction plan
- Continue development of alternative water supplies
  - Continue construction on brackish desalination plant
  - Final decision on RFCSP for new water supplies
- Improve operational efficiency of organization to help drive down projected future rate increases
- Begin review of residential and commercial rates
- Further planning for DSP full integration

# San Antonio Water System: Challenges

**Kelley Neumann P.E.**

July 26, 2013

TAWWA/WEAT

