

Meal Pricing Narrative

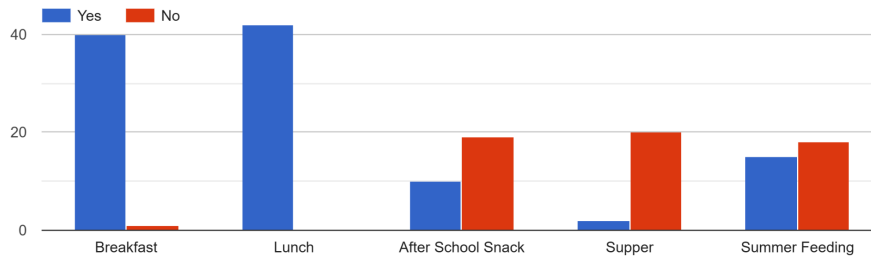
Report (excel format) [X Meal Pricing Report 2026.xlsx](#)

Survey opened April 22,2026, closed May 15, 2026

42 responded, 8 counties represented

All districts served breakfast and lunch

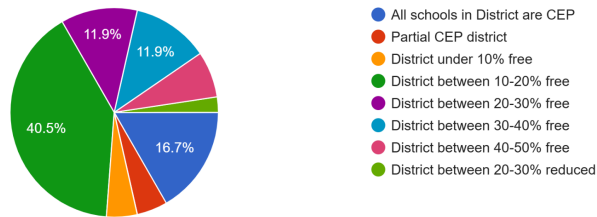
Please check all the programs that your district participates in



7 Districts were CEP, 2 partial CEP

What percentage of your students qualify for free meals?

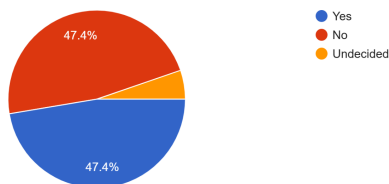
42 responses



Significant portion of current CEP Districts said they would not continue as CEP

If your district is CEP, do you plan on remaining CEP for the 2026-27 SY?

19 responses



Breakfast Pricing

Current Averages:

Elementary School: \$2.03

Middle School: \$2.26

High School: \$2.43

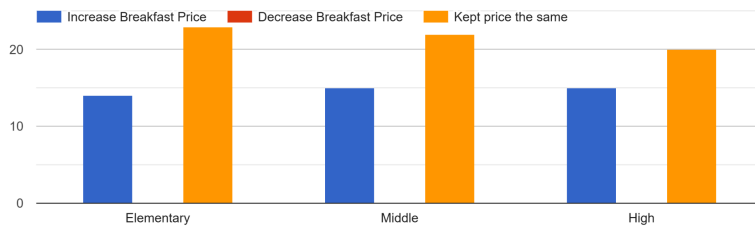
Current Range:

Elementary School: \$1.25 to \$4.30

Middle School: \$1.45 to \$4.45

High School: \$1.50 to \$4.55

For 26-27 SY do you anticipate changing current breakfast pricing?



Anticipated Breakfast Average:

Elementary School: \$2.20

Middle School: \$2.36

High School: \$2.56

Anticipated Breakfast Range:

Elementary School: \$1.45 to \$3.00

Middle School: \$1.45 to \$3.00

High School: \$1.50 to \$3.50

Lunch Pricing

Current Averages:

Elementary School : \$3.35

Middle School : \$3.64

High School: \$3.82

Current Range:

Elementary School: \$2.25 to \$5.25

Middle School: \$2.60 to \$5.25

High School: \$2.60 to \$6.25 (Note: The \$6.25 maximum comes from a tiered pricing structure; the highest standard base price is \$5.25).

For 2026-2027 SY do you anticipate changing current lunch pricing?



Anticipated Lunch Average:

Elementary School: \$3.51

Middle School: \$3.77

High School: \$3.99

Anticipated Lunch Range:

Elementary School: \$2.50 to \$5.25

Middle School: \$2.60 to \$5.25

High School: \$3.00 to \$6.25 (Note: The \$6.25 maximum comes from a tiered pricing structure; the highest standard base price reported is \$5.25).