



Access 4 Learning Community

Powered by:



Data Usage Survey 2016

Survey Facts

- North American Focused, Self Reported Information
 - Applications
 - Location of Usage (state, district)
 - Impact Numbers (students, teachers)
 - App Function (Horizontal Interoperability, Student Locator, etc.)
 - Data Function of App (SIS, Library, Grade Book, etc.)
 - Application Function (Data Consumer or Producer)
- 16 Survey Respondents
 - App Providers, App Implementers, App Support
- 23 Applications
- Specific District Names Were Not Obtained
 - Data points obtained are NOT duplicated but minimal confident values

Questionnaire Components

- *Organization / Product(s) Name*
- *Which States SIF Enabled Applications/Support are Being Used*
- *School Districts, Student and Teacher numbers in Identified States*
- *Primary SIF-Enabling Function of Applications/Support*
- *Primary Data Function SIF-Enable Application is Being Used in Each State*
- *Is the Application a Provider of Data, Consumer, or Both?*

Definitive Statements

- **SIF-Enabled applications are in place and operating in every US state**
 - ✓ Represents over 55 million students/3.9 million teachers
- **There are at least 12 statewide implementations utilizing SIF interoperability**
 - ✓ Represents over 11 million students in 4,100 school districts with 810,000 teachers
- **Non-statewide implementations utilizing SIF interoperability**
 - ✓ Represents over 2.5 million students in 1,000 school districts

Implementations by State, District and Student Number Impacted

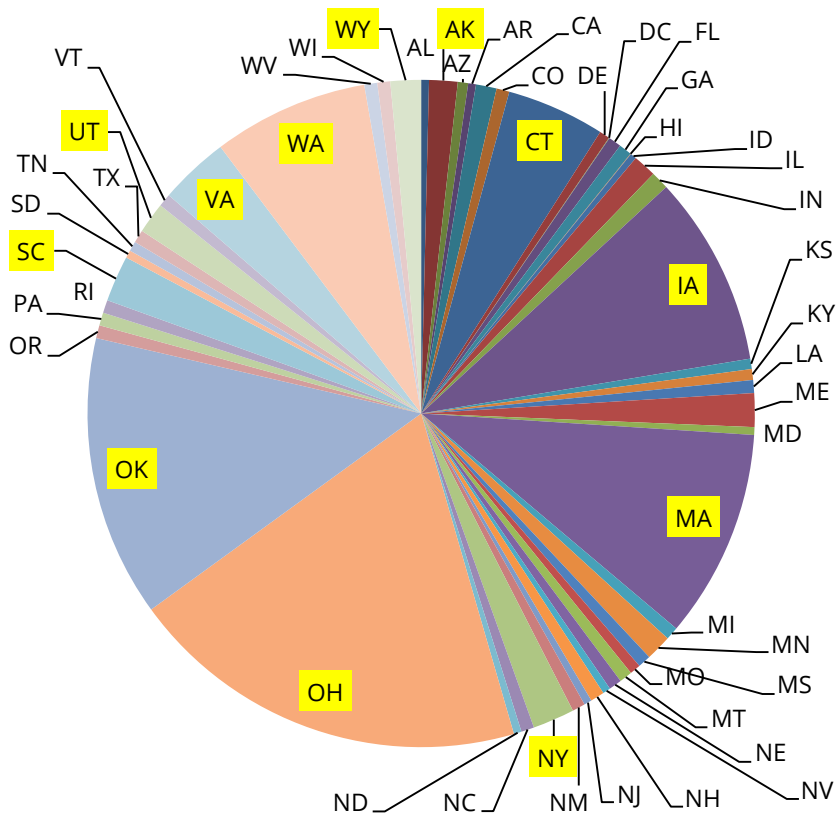
STATE	AL	AK	AZ	AR	CA	CO	CT	DE	DC	FL	GA	HI	ID	IL	IN	IA	KS
#DISTRICTS	15	55	20	15	40	25	190	20	1	25	25	1	12	45	35	369	20
#STUDENTS	50k	132k	50k	50k	200k	50k	525k	20k	50k	50k	225k	9k	50k	50k	70k	509k	50k
STATE	KY	LA	ME	MD	MA	MI	MN	MS	MO	MT	NE	NV	NH	NJ	NM	NY	NC
#DISTRICTS	21	25	65	15	404	25	50	25	21	25	25	15	27	15	25	81	25
#STUDENTS	50k	50k	60k	10k	950k	50k	200k	50k	15k	50k	50k	50k	50k	40k	60k	2.7m	65k
STATE	ND	OH	OK	OR	PA	RI	SC	SD	TN	TX	UT	VT	VA	WA	WV	WI	WY
#DISTRICTS	15	778	544	25	25	25	89	15	19	25	60	25	135	301	25	25	59
#STUDENTS	45k	1.7m	700k	50k	150k	50k	770k	45k	70k	150k	655K	17k	1.3m	1.1m	65k	50k	94k

- Numbers represent “minimal” valued without overlapping app implementations
- Yellow indicates statewide implementations

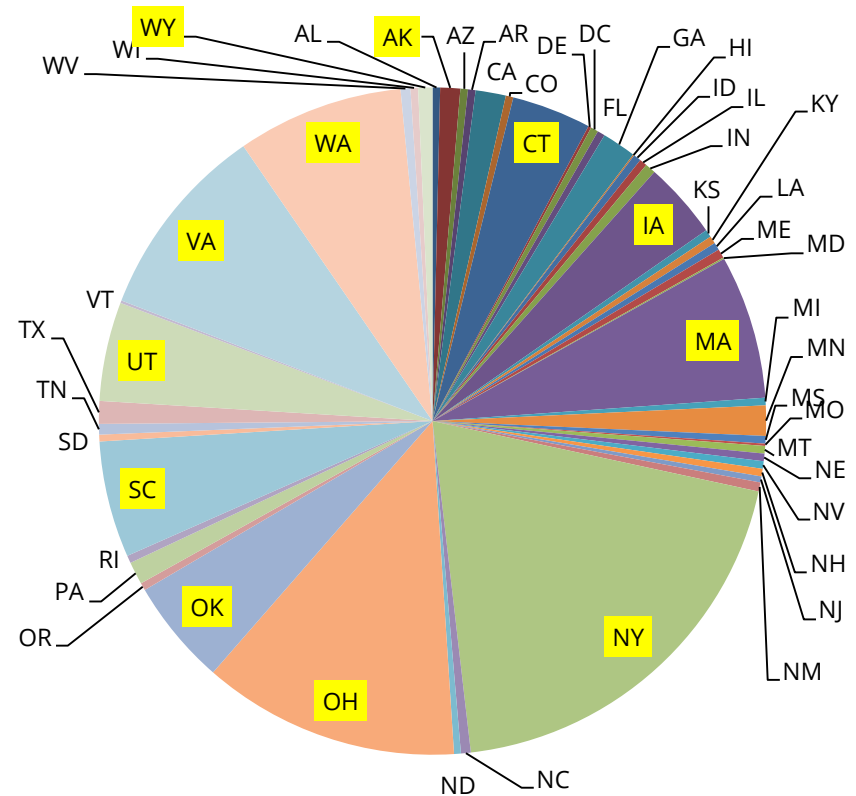


Implementations

By DISTRICT

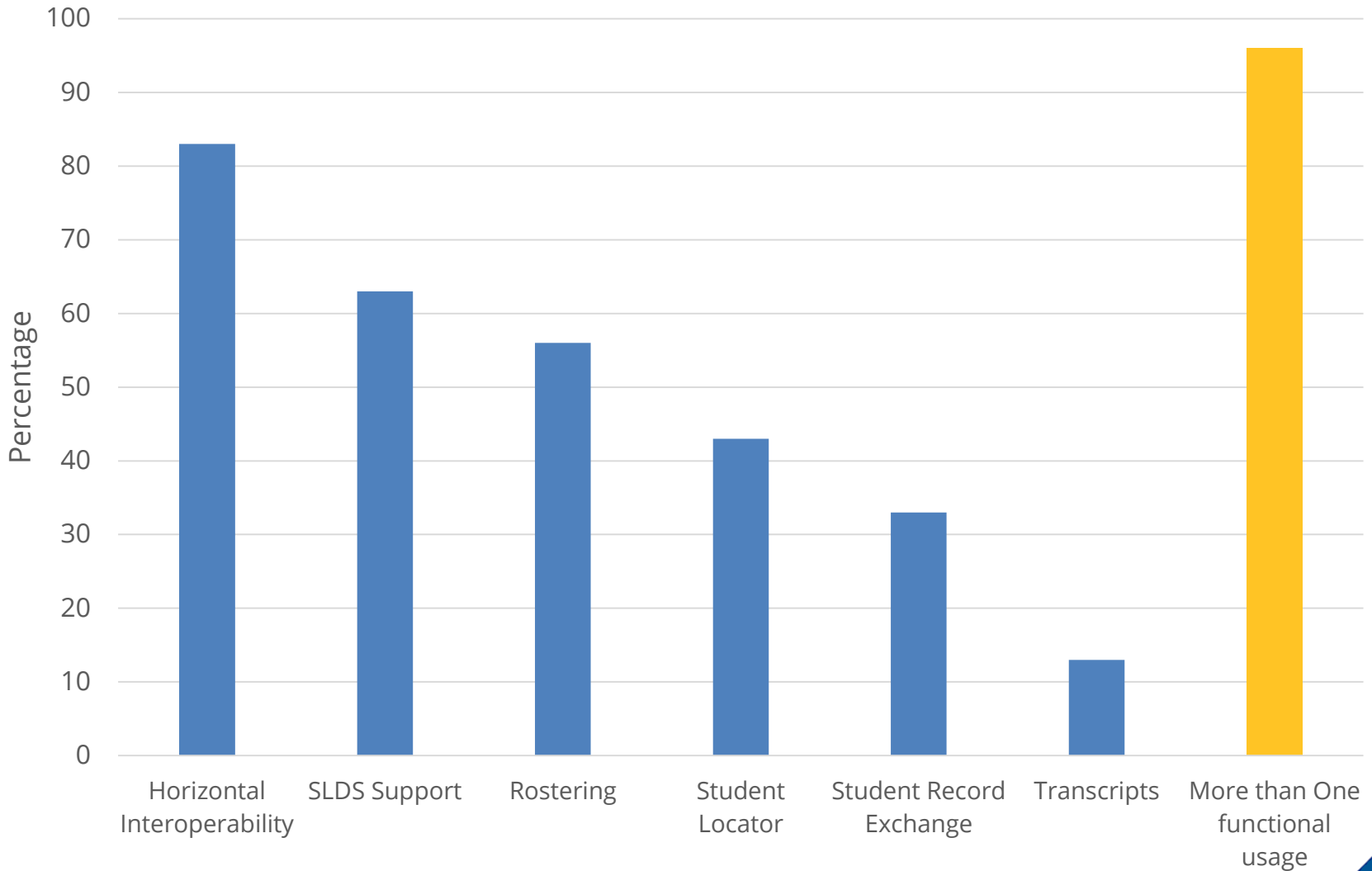


By STUDENT NUMBER

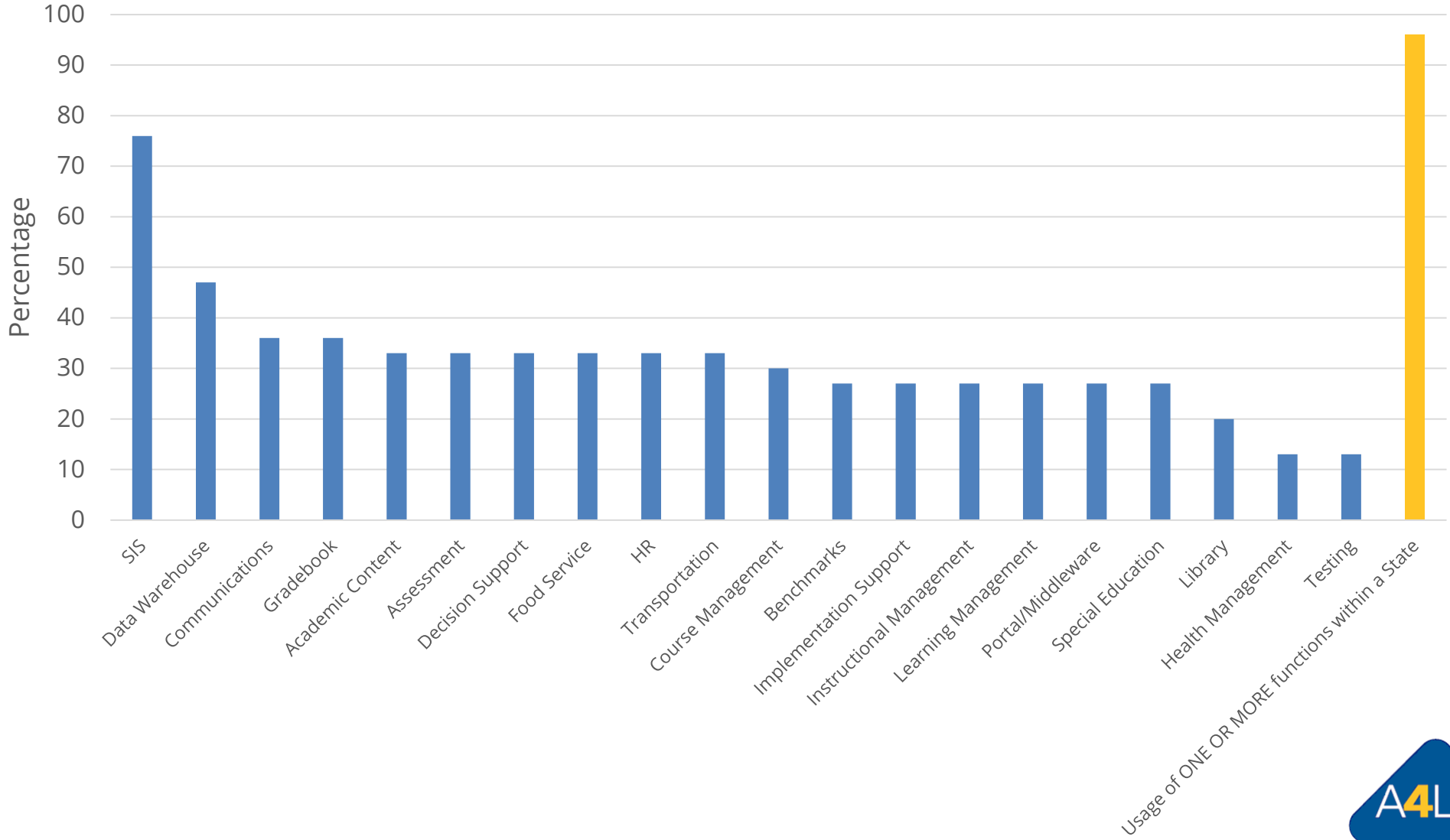


state wide

SIF-Enabled Apps Supporting Key Functional Usage Areas



SIF-Enabled Apps Supporting Data Usage Within Each State



Usage Within Each State

STATE	Academic Content/Curriculum	Assessment	Benchmarks	Communication/Collaboration	Course Management Systems	Data Warehouse	Decision Support	Digital Library	Food Service	Grade Book	Health Management Systems	Human Resources / Finance	Implementation Support	Instructional Management Systems	Learning Management Systems	Library Management Systems	Portal and Middleware Services	Special Education	Student Information Systems	Student Work Portfolio	Testing	Transportation
Alabama		✓	✓	✓	✓				✓			✓						✓				
Alaska	✓			✓	✓			✓	✓		✓				✓	✓	✓					✓
Arizona	✓			✓	✓		✓	✓	✓		✓	✓	✓	✓	✓	✓	✓	✓	✓	✓	✓	✓
California	✓			✓	✓		✓	✓	✓		✓	✓	✓	✓	✓	✓	✓	✓	✓	✓	✓	✓
Colorado				✓	✓			✓	✓		✓	✓			✓	✓	✓	✓	✓			✓
Connecticut	✓	✓		✓	✓	✓	✓		✓	✓	✓	✓			✓	✓	✓	✓	✓			✓
Delaware				✓	✓			✓	✓		✓	✓			✓	✓		✓				✓
District of Columbia				✓	✓				✓									✓				
Florida	✓	✓		✓	✓	✓	✓		✓	✓	✓	✓	✓	✓	✓	✓	✓	✓	✓	✓	✓	✓
Georgia				✓	✓			✓	✓		✓	✓			✓	✓	✓	✓	✓			✓
Hawaii				✓	✓			✓	✓		✓				✓	✓		✓				✓
Idaho	✓	✓		✓	✓	✓	✓	✓	✓	✓	✓	✓	✓	✓	✓	✓	✓	✓	✓			✓
Illinois	✓	✓		✓	✓	✓	✓		✓	✓	✓	✓			✓	✓	✓	✓	✓			✓
Indiana	✓	✓		✓	✓	✓	✓		✓	✓	✓	✓			✓	✓	✓	✓	✓			✓
Iowa	✓			✓	✓	✓		✓	✓		✓	✓	✓	✓	✓	✓	✓	✓	✓			✓
Kansas				✓	✓				✓						✓	✓	✓	✓				✓
Kentucky				✓	✓				✓			✓			✓		✓					

Usage Within Each State

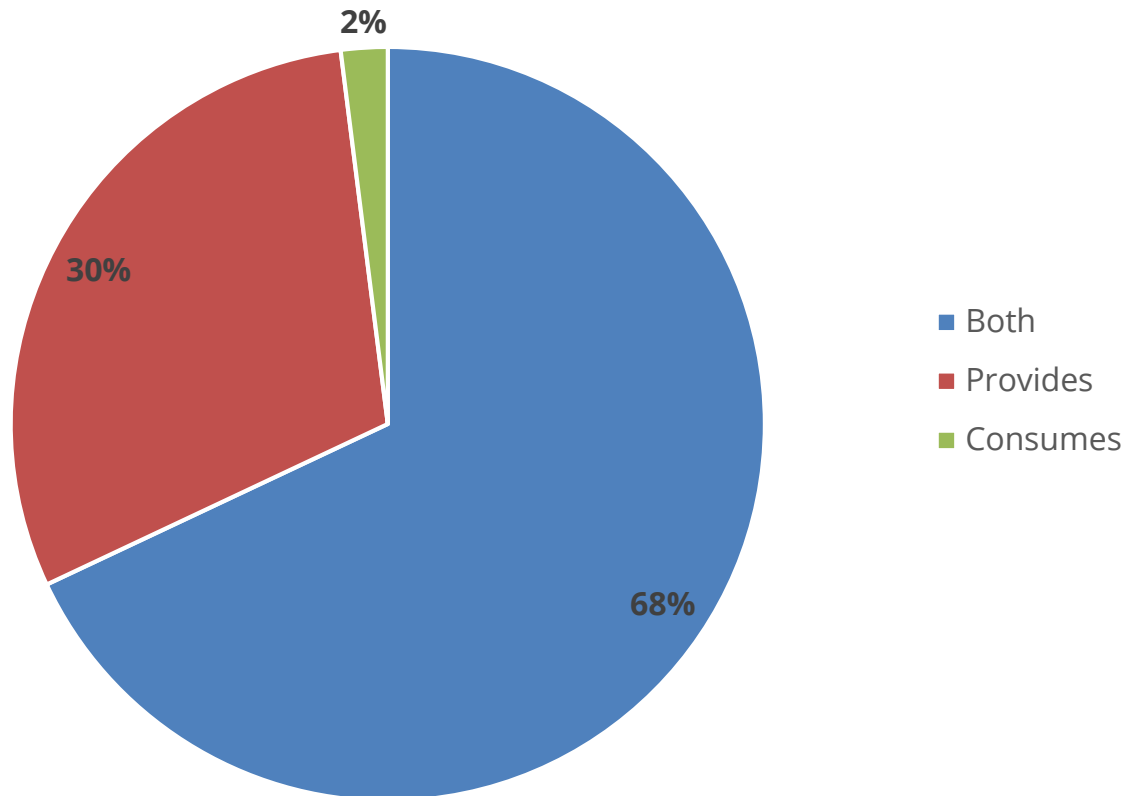
STATE	Academic Content/Curriculum	Assessment	Benchmarks	Communication/Collaboration	Course Management Systems	Data Warehouse	Decision Support	Digital Library	Food Service	Grade Book	Health Management Systems	Human Resources / Finance	Implementation Support	Instructional Management Systems	Library Management Systems	Portal and Middleware	Special Education	Student Information Systems	Student Work Portfolio	Testing	Transportation
Louisiana				✓	✓			✓	✓		✓	✓			✓	✓	✓	✓			✓
Maine	✓	✓		✓	✓	✓	✓		✓	✓					✓	✓	✓	✓			✓
Maryland				✓	✓			✓	✓		✓	✓			✓	✓	✓	✓			✓
Massachusetts	✓	✓	✓	✓	✓	✓	✓	✓	✓		✓	✓	✓	✓	✓	✓	✓	✓			✓
Michigan	✓	✓		✓	✓	✓	✓		✓	✓	✓	✓			✓	✓	✓	✓			✓
Minnesota				✓	✓			✓	✓		✓	✓			✓	✓	✓	✓			✓
Mississippi	✓	✓		✓	✓	✓	✓		✓	✓			✓		✓	✓	✓	✓			✓
Missouri				✓	✓				✓			✓			✓	✓	✓				✓
Montana				✓	✓										✓		✓				
Nebraska				✓	✓			✓	✓		✓				✓	✓		✓			✓
Nevada				✓	✓				✓						✓	✓	✓				✓
New Hampshire	✓	✓		✓	✓	✓	✓		✓	✓							✓	✓			✓
New Jersey	✓	✓		✓	✓	✓	✓		✓	✓	✓	✓			✓	✓	✓	✓			✓
New Mexico				✓	✓				✓						✓	✓	✓				✓
New York	✓	✓		✓	✓	✓	✓	✓	✓	✓	✓	✓	✓	✓	✓	✓	✓	✓	✓	✓	✓
North Carolina				✓	✓				✓			✓			✓		✓				
North Dakota															✓						

Usage Within Each State

STATE	Academic Content/Curriculum	Assessment	Benchmarks	Communication/Collaboration	Course Management Systems	Data Warehouse	Decision Support	Digital Library	Food Service	Grade Book	Health Management Systems	Human Resources / Finance	Implementation Support	Instructional Management Systems	Library Management Systems	Portal and Middleware Services	Special Education	Student Information Systems	Student Work Portfolio	Testing	Transportation
Ohio			✓	✓				✓	✓		✓	✓			✓	✓	✓	✓			✓
Oklahoma	✓	✓		✓	✓	✓	✓	✓	✓	✓	✓	✓	✓	✓	✓	✓	✓	✓	✓	✓	✓
Oregon				✓	✓			✓	✓		✓				✓	✓		✓			✓
Pennsylvania	✓	✓		✓	✓	✓	✓	✓	✓		✓	✓			✓	✓	✓	✓			✓
Rhode Island	✓	✓		✓	✓	✓	✓	✓	✓		✓				✓	✓	✓	✓			✓
South Carolina				✓	✓							✓			✓	✓	✓				✓
South Dakota				✓	✓				✓			✓			✓		✓				
Tennessee	✓	✓		✓	✓	✓	✓	✓	✓		✓	✓	✓		✓	✓	✓	✓			✓
Texas	✓	✓		✓	✓	✓	✓	✓	✓		✓	✓	✓	✓	✓	✓	✓	✓	✓	✓	✓
Utah		✓	✓	✓	✓	✓	✓	✓	✓		✓	✓	✓	✓	✓	✓	✓	✓	✓	✓	✓
Vermont	✓	✓		✓	✓	✓	✓	✓	✓		✓				✓	✓	✓	✓			✓
Virginia				✓	✓	✓	✓	✓	✓		✓	✓	✓	✓	✓	✓	✓	✓		✓	✓
Washington		✓		✓	✓			✓	✓	✓	✓	✓			✓	✓	✓	✓			✓
West Virginia				✓	✓			✓	✓		✓	✓			✓	✓		✓			✓
Wisconsin				✓	✓			✓	✓		✓	✓			✓	✓	✓	✓			✓
Wyoming		✓	✓	✓		✓	✓				✓	✓	✓		✓	✓	✓				✓

Data Function

Breakdown of Applications Surveyed:
Do They Provide or Consume Data, or Both



Just the Facts....

- These are verifiable implementation numbers – not data points from numbers of license agreements signed, anecdotal or extrapolated information.
- This data represents only a small portion of education applications using the SIF data model and/or infrastructure in the US today.
- Usage of the SIF Specifications has shown the “scaling up” functionality allowing for targeted or enterprise-wide data management.
- The data shows the increasing awareness for open standards usage by the education community, which can only increase the support for teaching and learning within the sector.

More Information

PRESS RELEASE: *“Just the Facts”*: SIF Specification Usage in the Education Marketplace

<http://bit.ly/A4L-PR>

WHITE PAPER: *Just The Facts: Information for the Uninformed...* <http://bitly/A4Lwp>

ANIMATION: <https://youtu.be/KntepEVL16E>

Visit our website: <https://www.A4L.org>

Contact us: staff@A4L.org