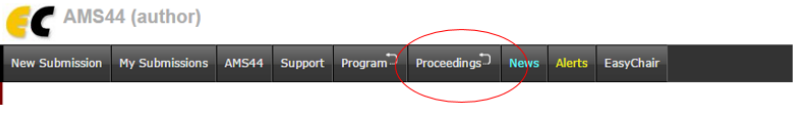
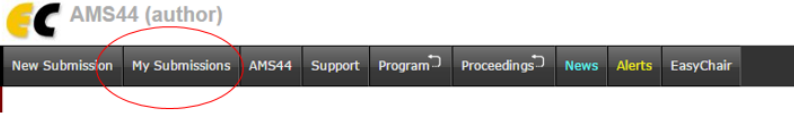




## GUIDE TO UPLOADING PROCEEDINGS CONTRIBUTION

1. Have you followed the guideline for authors in all respects?	If yes, continue
2. Have you completed the copyright release form and emailed it to the Proceedings Editor?	If yes, continue
3. Log-in to the conference management system ( <a href="http://easychair.org">easychair.org</a> ).	
4. Make sure you are in the proper conference's system (select the proper WMC or Annual Conference).	If yes, continue
<p>5. Look for a "Proceedings" tab. Only accepted papers will have this tab. Click on it</p> 	If yes, continue
<p>6. Then, click to list your submission(s).</p> 	If yes, continue
<p>7. Click on "Proceedings Version."</p> 	If yes, continue
<p>8. Click on "Upload new version" and follow the instructions on the page to upload your Proceedings contribution.</p> 	If yes, continue
<b>Thank you.</b>	