



## Presidential Address



We are coming up on the 75<sup>th</sup> anniversary of the AOCR. Many great things have happened over 75 years. There has been a lot of growth, but most of all the AOCR has changed and become better and stronger over the years.

An initial nine (9) members started the AOCR in 1941, and now we have over 1,200 members. The first residency program was started in 1943 at Detroit Osteopathic Hospital, and now we have 14 osteopathic residencies and over 100 residents in osteopathic radiology residency training, throughout the US.

Changes have occurred throughout these past 75 years. The one thing in life that is constant is change. Change can be for the better (for example the SGR fix – finally). We have to embrace the changes to foster the betterment of our society and most specifically our students and residents. The more opportunities we have available for our students and residents, the more diverse and better the education and essentially, the better for our college.

The biggest change starting this year is the Single Accreditation System. This is a monumental change in the osteopathic postgraduate training. This is a huge step in equalization and recognition of ALL training programs in the US. Unification will hopefully lead to even more changes in our osteopathic recognition as essentially a subspecialty within a specialty. The single accreditation allows our osteopathic students a wide range of choices in their postgraduate education. There are no limits. It opens up fellowship opportunities that were at risk of being taken away. By giving our students and residents the great opportunities and choices will only benefit our profession and open up more ideas and strength of leadership to the AOCR.

A goal of the AOCR this year is to get each radiology osteopathic residency program to enter into the pre-accreditation process with the ACGME on or shortly after July 1. With an anticipated 6-9 month process, maybe next year at our 75<sup>th</sup> Anniversary we will have most, if not all, of our programs accredited by the ACGME.

Some have asked about board certification and yes, the AOBR will still be there for board certification. We are in good hands with Dr. Wilczynski as the Chair of the AOBR, and he has great ideas and plans for the future of the AOBR.

Another exciting change is the JAOCR. Thank you Dr. O'Brien for spearheading this awesome journal. It has become a shining beacon of the ever-increasing academic prowess of our members. With the new publishing company and intended pub med listing, it will become even more prominent. This is a great way for our members to get published.

These are all great changes that will keep the AOCR relevant for all members.

The future of the AOCR – change and adaptation is key to our success in the future.  
Our future is dependent on you.

However, with all the changes that are occurring, it is always nice to have a home. (Like when you go off to college, it's great and fun and you learn a lot, but it's always nice to come home). Our AOCR conferences offer world class CME, but not only do you get great CME (and great locations); you get a home that is comfortable and welcoming. When you come to an AOCR meeting, you see friends from medical school and residency as well as friends you make at the meetings and continue to see each year. This gives a sense of comfort and a place for open discussion about the changes in medicine and how we can make radiology and the practice of radiology better. It's a great source for networking.

Now to begin a great year with many changes and a great deal of excitement!

Michelle C. Walters, DO, FAOCR

## Inside this issue:

JAOCR New Issue Available	2
Meet the Faculty - Updates in Cross Sectional Imaging	3
Annual Awards Ceremony Highlights	4
Annual Meeting Photos	5
Members in the News	6
Upcoming CME Course Info & In Memorium	7
AOBR Information	8
Education Foundation Activity & In Memorium	9

## Upcoming Events

### Breast Imaging Innovations

October 9-11, 2015  
Novi, MI  
25 Category 1-A CME credits  
**Fulfills MQSA Requirements**

### Updates for the General Radiologist

April 18-22, 2016  
Austin TX  
30 Category 1-A CME credits

### Radiology in the Dark

September 15-18, 2016  
Nashville, TN  
25 Category 1-A CME credits

119 East Second Street  
Milan, MO 63556-1331  
[www.aocr.org](http://www.aocr.org)  
Phone: 660-265-4011  
800-258-2627  
Email: [info@aocr.org](mailto:info@aocr.org)

**MISSION STATEMENT**

The AOCR is committed to representing and advocating the interest of osteopathic radiologists.

**BOARD OF DIRECTORS**

**Officers**

*President*

Michelle C. Walters, DO, FAOCR

*President-elect*

Steve Min, DO, FAOCR

*Vice President*

Bruce Wolf, DO, FAOCR

*Secretary*

Susann Schetter, DO

*Treasurer*

Michael W. Keleher, DO, FAOCR

*Immediate Past President*

Wade Wong, DO, FACR, FAOCR

**Members-At-Large**

Sheri L. Albers, DO, FAOCR

Neil Halin, DO

R. Gene Moulton, DO

William O'Brien, DO

Rocky Saenz, DO, FAOCR

Steven Seidman, DO, FAOCR

Clayton Trimmer, DO, FAOCR

**STAFF**

*Executive Director*

Carol L. Houston

*Assistant Executive Director*

Rhonda J. Boehner

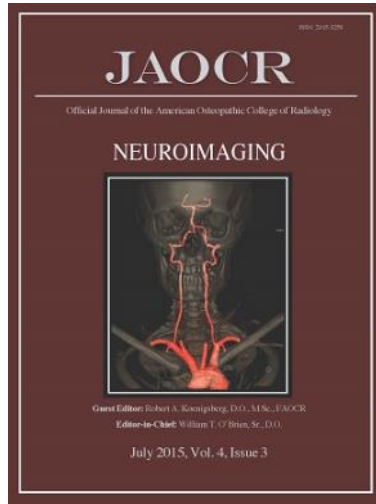
*Training Coordinator*

Mary Lentz

*Administrative Assistant*

Erin Maulsby

*VIEWBOX is published by the AOCR. Views and opinions expressed in the Viewbox are not necessarily endorsed by the AOCR.*



In this issue, we delve into several topics that many of us encounter on a daily basis. Paranasal sinus disease remains a common source of daily morbidity in the United States, but to treat it we need to get the diagnosis right. Drs. Kazmi and Shames provide a detailed review of sinus disorders, discussing pertinent anatomy and related pathologies. Vertebrobasilar insufficiency, perhaps an underdiagnosed and undermanaged disease, is reviewed by Dr. Namini et al with illustrative presentations for unique treatment options.

Our case reports on carotid space masses and infiltrative orbital masses illustrate unusual entities we occasionally encounter in our practice. Our Viewbox presentation of mycotic aneurysm is a classic. We always talk about it, but here is an actual case illustrated with CT, MRI and angio! And lastly, we discuss a cord compression from a ubiquitous arachnoid cyst. This example, which showcases a lesion that we just could not see well, yet was the cause of severe lower extremity paraparesis, is a case we should all remember.

[Click to read this issue.](#)

**JAOCR - Did You Know?**

- The Journal is a great way to earn **SAM Credit** (required for **AOBR OCC**) & Category 1-B CME  
*Convenience* - Credits can be earned online at your convenience  
*Availability* - At any given time there are six (6) SAM credits available at your fingertips  
*Quick Certificate* - Your certificate of CME Credit is available as soon as you pass the quiz
- Authors earn Category 1-B CME credit for participation
- Access to Journal reading and SAM Quizzes is **FREE** to AOCR Members

**Upcoming CME Courses**

**Updates for the General Radiologist**  
Clayton Trimmer, DO, Program Chair

30 Category 1-A CME Credits

April 18-22, 2016  
Four Seasons Hotel  
Austin, Texas

**Radiology in the Dark**  
Les Folio, DO, Program Chair

25 Category 1-A CME Credits

September 15-18, 2016  
Omni Nashville Hotel  
Nashville, Tennessee

# HIGHLIGHTS FROM LAS VEGAS UPDATES IN CROSS SECTIONAL IMAGING

April 20-24, 2015

This world-class CME course provided updates in the various subspecialties of radiology emphasizing MR, CT, PET and US.

A special thank you goes out to all faculty, staff and attendees who made the 2015 Annual Convention a success. A special thank you goes to Program Chair, Timothy McKnight, DO, for organizing an excellent program. Faculty members are pictured below.




Brooke Lampl, DO



Kevin Robinson, DO



Kathleen O'Mara, DO



Douglas Johnson, DO



Timothy McKnight, DO, Program Chair, Christine Chung, MD; and Rocky Saenz, DO.



William O'Brien, DO, pictured with Wade Wong, DO.



Sharon Kreuer, DO; Aaron Anderson, DO; and Timothy McKnight, DO, Program Chair.

Suresh Mukherji, MD



Daniel Wale, DO




Lori Strachowski, MD



Julianna Czsum, MD



# 2015 Awards Ceremony



Wade Wong, DO, presents Timothy McKnight, DO, with the Program Chair Plaque in recognition of his dedication to planning this CME course.



Wade Wong, DO, presents the President's Gavel to Michelle Walters, DO, AOCR's 65th President.



Wade Wong, DO, presents Steven Seidman, DO, with Fellow of the American Osteopathic College of Radiology.

Wade Wong, DO, presents Philip Orons, DO, with Fellow of the American Osteopathic College of Radiology.



Rocky Saenz, DO, was presented Fellow of the American Osteopathic College of Radiology and is pictured with Michael Schwartz, MD, Chairman of Botsford Medical Imaging in Michigan.



George Erbacher, DO, received the Floyd J. Trener Memorial Medal. He is pictured with Johnny Stephens, Pharm.D. (left) and Eric Polak (right) with OSU College of Osteopathic Medicine.\*

Wade Wong, DO, presents Donna Moyer, DO, with Fellow of the American Osteopathic College of Radiology.



Wade Wong, DO, presents William O'Brien, DO, with a certificate of recognition for his dedication and hard work on the Journal of the American Osteopathic College of Radiology.



Michelle Walters, DO, sponsored Steve Min, DO, as a Fellow of the American Osteopathic College of Radiology.

**\*OSU College of Osteopathic Medicine congratulates Dr. Erbacher for the Dr. Floyd J. Trener Memorial Medal. We appreciate your leadership at OSU and your involvement with AOCR Continuing Medical Education activities.**

# Annual Meeting Photos



## Life Membership

Wade Wong, DO, presented Life Membership at the Annual Awards Ceremony.



Rodney Dunseath, DO



James Bise, DO



Jack Thome, DO



Richard Schellin, DO



Wayne Putnam, DO



Victoria Chain, DO

## Scientific Exhibit Awards

**1st Place:** Benjamin M. Kemp, DO, 3rd year resident at Grandview Medical Center, Dayton, OH, for his exhibit *Intracapsular Lipoma of the Hip: MR Imaging with Radiographic, Arthroscopic and Histologic Correlation.*

**2nd Place:** Alexander Craft, DO, 3rd year resident at Franciscian St. James Health, Olympia Fields, IL, for his exhibit *Correlation Between Incidental Circumferential Thickening of the Esophagus on CT and Endoscopic Outcomes.*

**3rd Place:** Hannah Russel, DO, 3rd year resident at McLaren Macomb, Mt. Clemens, MI, for her exhibit *Impact of Intracranial Clips and Coils on CT Angiography and Perfusion.*



Wade Wong, DO, presents Alexander Craft, DO, with his 2nd place plaque and monetary award.

All scientific exhibits may be viewed [here](#) on the AOCR website.

## THANK YOU FOR YOUR SUPPORT!

University of Pittsburgh Medical Center  
 Botsford Medical Imaging  
 Michigan Institute for Neurological Disorders  
 OSU College of Osteopathic Medicine  
 Michigan Osteopathic Association  
 Radiological Consultants Association  
 RCA Advanced Imaging, LP  
 Diagnostic Imaging Associates, Inc.

## Members in the News

### Jill Wruble, DO, Gives TEDx Talk at University of Pennsylvania

Radiologist and Ethical Provocateur - Jill Wruble addresses the problem posed by “incidentalomas,” the unexpected abnormalities that doctors discover in routine tests. She explores the medical benefits and detriments as well as the moral and financial dilemmas they pose.

While seemingly beneficial, the discovery of incidentalomas, principally through radiology, has created major, disquieting issues. The mounting number of incidentalomas means that patients are increasingly confronted with difficult decisions whether to undergo additional tests, biopsies and surgeries or do nothing. Wruble studies the benefits of technological advances and the unnerving side effects that occur in advising patients. She aims to find a prudent perspective that promotes physical and mental well-being but is also economically sustainable.

Wruble is a radiologist at the West Haven Connecticut Veterans Administration Medical Center. She teaches residents at Yale School of Medicine and University of Connecticut Medical Center. With her expertise in incidentalomas, she chaired a blue-ribbon panel discussion on this issue at the 2014 National Association of Veterans Affairs Physicians and Dentists Summit.

Watch the lecture by clicking on this link: <https://www.youtube.com/watch?v=vrijx8ikME7Q>

### Wade Wong, DO, Serves as Outreach Professor for ASNR

Dr. Wong was invited to speak as an outreach professor for the American Society of Neuroradiology (ASNR) in South Africa in June. He is pictured “high fiving” a 30-foot statue of Nelson Mandela at Union Park in Pretoria in between the visiting lectures between the University of Pretoria and the University of Witwatersrand.



Read his full report on the ASNR website by clicking [here](#).

Dr. Wong would like to take this opportunity to remind the membership of the AOCR's Visiting Professor Program. The program offers a unique opportunity for osteopathic residency programs to experience lectures from faculty members currently involved in academics or who have special expertise in the field of radiology, with minimal expense to the program. The AOCR has an impressive list of faculty members who have signed up to volunteer their time and expertise for this cause.

Click for more information on the [Visiting Professor Program](#).

### AOCR Representatives Attend AOA Board of Trustees Meeting

Gilbert Bucholz, DO, and Carol Houston, Executive Director attended the AOA Board of Trustees Annual Meeting in Chicago, IL, July 14-16, 2015. In addition, Dr. Bucholz attended the House of Delegates Meeting, July 17-18, 2015.

### FAOCR Nominations Wanted

Members who by outstanding contribution to the healing art, to the practice of radiology, to research, or for such other meritorious services have reflected credit upon this organization and the osteopathic profession at large may be nominated for fellowship. Any member of the college may nominate another member.

Nominees are due no later than November 1 each year. Information regarding nomination submission can be found [here](#) on the AOCR website.

### AOCR Leadership Attends 2015 ACR Annual Meeting

Susann Schetter, DO, AOCR Secretary, and Carol Houston, AOCR Executive Director, attended the ACR Annual Meeting in Washington D.C., May 17 – 20, 2015. The primary focus of the meeting was organizational governance, passage of resolutions that govern the ACR's activities, advocacy work and election of new Fellows of the ACR. AOCR members R. Gene Moulton, DO and Terry N. York, DO, (pictured right) were honored with this award.




Leadership discussed politically important wins including the repeal of the Sustainable Growth Rate formula. Important to this change is the institution of the Merit-Based Incentive Payment System (MIPS) that will serve as encouragement for practices and hospitals to shift to alternative payment models, such as bundles. Another important success was obtaining CMS coverage for lung cancer screening when indicated. Current advocacy is focused on the multiple procedure payment reduction (MPPR) to remove the arbitrary application to the professional component of multiple same day, same patient studies, the U.S. Preventative Service Task Force (USPSTF) proposals for screening mammography and the use of self-referred, in-office high-end imaging by non-radiologists, which the ACR maintains is inappropriate utilization responsible for increased costs.

The Department of Health and Human Services is supporting value based payment for medical care in achieving population health. Payers and state societies are currently aligning their policies with these goals. In 2016, 30% of all reimbursement will be based on these models, and by 2018, 50% of reimbursement will be value-based, as defined by these programs. Imaging 3.0, is a roadmap for future radiology practice espoused by the ACR. These practice changes place the Radiologist in a leadership position in the medical community, increasing visibility to patients and raising our profile with our referring physicians and other clinical providers. This open, active involvement is fundamental to promoting the value we add as physicians to the care of the patients we serve, and to securing our place in negotiations for payment in new non-fee-for-service systems.

Clayton Trimmer, DO, FACR, FAOCR, Board Member, pictured with Susann Schetter, DO, Secretary at the 2015 ACR Annual Meeting.

Dr. Schetter serves as ACR Councilor on behalf of the AOCR. Dr. Trimmer serves as an ACR Councilor for the state of Texas



# Breast Imaging Innovations CME Course

The AOCR 2015 Mid Year CME Conference, "Breast Imaging Innovations" is designed for radiologists who interpret breast imaging as well as breast imaging specialists. Content will include new technological advances and interventional procedures in the management of breast diseases.

This course includes 16 credits in mammography that will satisfy the following MQSA and ACR accreditation requirements.

- Re-establishing continuing experience requirements of the MQSA
- Continuing education requirements for stereotactic breast biopsy
- Continuing education requirements for ultrasound-guided breast biopsy
- Course meets the eight (8) hours of initial training in breast tomosynthesis as required by the FDA.

In addition, this course will include nine (9) hours of PET/Nuclear Medicine lectures and will offer interventional workshops in breast ultrasound and stereotactic biopsy.

Detailed course information can be found on the [AOCR website](#).

[Register](#) NOW using the AOCR website to receive the discounted registration fee!

Have you renewed your membership?

Ways to renew:

 Online  
[www.aocr.org](http://www.aocr.org)

 Phone  
800-258-2627




**Breast Imaging Innovations**  
October 9-11, 2015

Offering 25 CME Credits & 1 SAM

*The Baronette Renaissance | Novi, MI*

## In Memoriam



**William E. Shiels II, DO, 61**, passed away Tuesday, May 5, 2015. Dr. Shiels was an important leader of the AOCR and served as President from 2004-2005.

Dr. Shiels graduated from Philadelphia College of Osteopathic Medicine in 1983, and completed his internship and residency training at Tripler Army Medical Center in Hawaii. After completion of residency training, he completed a Pediatric Radiology fellowship at Children's Hospital in Cincinnati, OH in 1990. In 1995 Dr. Shiels began his tenure at Nationwide Children's Hospital in Columbus, OH, where he served as Chief of Radiology and was a Pediatric Interventional Radiologist. Over the course of his innovative career he received numerous awards including a two time recipient of the Society for Pediatric Radiology "John Caffrey Gold Medal Award," the SPR "Pioneer Award," and a grant from the Department of Defense to teach new interventional radiology

techniques to aid in the removal of shrapnel in wounded veterans.

Dr. Shiels was certified in Diagnostic Radiology by the ABR in 1988 and by the AOBR in 1989 and later obtained a CAQ in Pediatric Radiology from both the AOBR and ABR in 1997. He became an Active Member of the AOCR in 1992. In recognition of his service to the AOCR, Dr. Shiels was honored as a fellow of the AOCR in 2002 and received the Floyd J. Trenergy Medal in 2011. He served on many AOCR committees including the Committee on Evaluation and Educational Standards from 1992-2000. He served on the AOCR Board of Directors from 1993-2005, of which he served as President from 2004-2005. Dr. Shiels also served as a member of the AOCR Education Foundation from 2000-2009 and the AOCR Education Foundation Advisory Committee from 2009-2015.

He played an instrumental role in the development of the AOCR Resident Distance Learning Lectures first offered in 2002. In addition, Dr. Shiels was involved in the development of the AOCR Board Prep Workshops that are offered to residents at the AOCR Annual Conventions, supported by the Education Foundation. He served as CME faculty at multiple AOCR conferences, including his focused Hands-On Workshops offered at courses emphasizing breast imaging. He is pictured (left) preparing turkey breasts for the workshop.

Dr. Shiels is survived by his two daughters, Courtney Shiels and Moira Shiels, ten siblings and many nieces and nephews.





# AMERICAN OSTEOPATHIC BOARD OF RADIOLOGY

142 East Ontario Street, 4th Floor, Chicago, IL, 60611 • 800-621-1773 ext. 8072 • [aobr@osteopathic.org](mailto:aobr@osteopathic.org)

## OCC Questions?

If you have a 10-year time-limited AOBR certification (Primary or CAQ) you are **required** to enroll and comply with OCC in order to maintain your board certification. Non-compliance may result in loss of your board certification.

[Click here for more information on OCC Requirements](#)

## Interested in becoming involved in the AOBR?

The AOBR is looking for motivated, board certified physicians to become involved and assist in exam development. There are different involvement levels available that are sure to fit any lifestyle. Visit [www.aobr.org](http://www.aobr.org) under the "[Becoming Involved](#)" section. This is a great opportunity to earn 1-B CME credit and network with other board certified physicians!

## 2015-2016 Exam Schedule

Exam	Date	Location	Application Deadline*	Fee Deadline**
Diagnostic Radiology Written Exam Part I - Physics & Part II - Diagnostic Imaging	September 12, 2015	O'Hare Hilton Chicago, IL	Feb. 1, 2015 (closed)	July 1, 2015 <i>Fee covers both exams</i>
Diagnostic Radiology OCC Exam***	September 12, 2015	O'Hare Hilton Chicago, IL	July 1, 2015 (closed)	July 1, 2015
Subspecialty (CAQ) OCC Exam***	September 12, 2015	O'Hare Hilton Chicago, IL	July 1, 2015 (closed)	July 1, 2015
Subspecialty (CAQ) Exam	September 12, 2015	O'Hare Hilton Chicago, IL	July 1, 2015 (closed)	July 1, 2015
Subspecialty (CAQ) Exam	May 11-12, 2016 <b>Tentative</b>	Rosemont, IL	Sept. 1, 2015	Feb. 1, 2016
Diagnostic Radiology Oral Exam	May 12-14, 2015 <b>Tentative</b>	Rosemont, IL		Dec. 1, 2015
Radiation Oncology Oral Exam	May 12-14, 2015 <b>Tentative</b>	Rosemont, IL		Dec. 1, 2015
Diagnostic Radiology & Radiation Oncology OCC Exam***	May 11-12, 2015 <b>Tentative</b>	Rosemont, IL	Feb. 1, 2016	Feb. 1, 2016
Subspecialties (CAQ) OCC Exam***	May 11-12, 2015 <b>Tentative</b>	Rosemont, IL	Feb. 1, 2016	Feb. 1, 2016

\* Exam Applications can be found at [www.aobr.org](http://www.aobr.org)

\*\*Exam Fees can be paid via credit card online, sending a check to the AOBR office or by phone at 312-202-8072 with a credit card.

\*\*\*In order to register for the OCC exams, diplomates **must** be enrolled in OCC.

# AOCR Education Foundation

The AOCR is grateful to the following members who have contributed to the AOCR Education Foundation from April 8, 2015 through July 22, 2015. The listing reflects the donor's lifetime contributions.

## Trustee Level

*Contributions of \$10,000 and above*

Bruno Borin, DO+  
George Erbacher, DO\*+  
Wade Wong, DO\*

## Curator Level

*Contributions of \$5,000 and above*

Paul Chase, DO\*x  
Richard Lynch, DO+  
Claire McKay, DO  
Wayne Schoettle, DO

## President's Level

*Contributions of \$2,000 and above*

Baron Adkins, DO  
John Becker, DO  
Patrick Crimmins, DO  
Joseph Dorsten, DO  
Edward Downey, DO  
Pawel Gruca, DO+  
Richard Grzybowski, DO  
John Hill, DO  
Michael Keleher, DO

Robert Kudelko, DO\*  
Lyle Mindlin, DO  
Gregory Ostrowski, DO  
Rocky Saenz, DO+  
Steven Seidman, DO  
Virginia Syperda, DO

## Benefactor Level

*Contributions of \$1,000 and above*

James Adams, DO  
Kevin Carter, DO  
Stephen Chapman, DO  
Paul Gagnon, DO  
Leslie Hood, DO  
Douglas Johnson, DO  
John Knorr, DO  
Charles Lackey, DO  
Robert Loegering, DO  
John Morrison, DO  
Michael Myers, DO  
Raymond Perez, DO  
Stephen Sabo, DO  
Susann Schetter, DO  
Mark Skevofilax, DO+  
James Thesing, DO

## Supporter Level

*Contributions of \$500 and above*

American Osteopathic  
College of Radiology\*  
Richard Adams, DO  
Locke Barber, DO  
Roel Galope, DO  
Jason Griffith, DO  
Michael Henderson, DO  
Vivienne Kezuka, DO  
Sandra Knuth, DO  
Shawn Laferriere, DO  
Beth Mallozzi-Roberts, DO  
John Meehan, DO  
William O'Brien, DO  
Howard Szikman, DO  
Mark Thompson, DO  
Bruce Wolf, DO

## Contributor Level

*Contributions up to \$499*

Donald Blair, DO  
Anita Boorman, DO  
Garry Brown, DO  
Paul Clark, DO

J. Brandon Crum, DO  
Amy Federico, DO  
Roland Gazaille, DO  
Matthew Hale, DO  
Terry Hall, DO  
Cory Kutlick, DO  
George Lai, DO  
Robert Moul, DO  
Andrew O'Leary, DO  
James Oskin, D'O  
Jordan Page, DO  
Peter Palka, DO  
Albert Quan, DO  
Dimitri Segal, DO  
Alison Smith, DO  
Darryl Smith, DO  
Susannah Thurman, DO  
Sue Volarich, DO  
Paul Wasserman, DO  
Don Wayment, DO  
Michael Wilczynski, DO  
Matthew Williamson, DO

\*Donation made in Memory of William E. Shiels II, DO

+Donation made to the Pamela A. Smith Scholarship Fund

xDonation made in Memory of John Curry, former ACR Executive Director

## New AOCR Members

### ACTIVE MEMBERS

Samir Ashraf, DO  
Stephen DeFriez, DO  
Alexander Elhilal, DO  
Zachary Friess, DO  
Arman Froush, DO  
Sharon Kreuzer, DO  
Y Vien Nguyen, DO  
Trent Phan, DO  
Maximillian Pyko, DO  
Joseph Staab, DO  
Joseph Surace, DO  
Benjamin Thompson, DO  
Matthew Tommack, DO  
David Weglicki, DO  
David Zelman, DO

### RESIDENT MEMBERS

Jennifer Evans, DO  
Collin Hull, DO  
Bradley Kiewer, DO  
Christopher Phelps, DO

### STUDENT/INTERN MEMBERS

Christopher Brammer  
William Gatewood  
James Hickey  
David Kephart, Jr.  
Ian Monast  
Aaron Ocker  
Evan Pappas  
Glenn Rauscher  
Giovanni Santoro  
Jordyn Suhr  
Yaquob (Jacob) Tokhi

## In Memoriam (Continued)

**John B. Farnham, DO, 94**, passed away June 11, 2015.

Dr. Farnham graduated from what is now known as Des Moines University College of Osteopathic Medicine in Des Moines, IA in 1950. He completed his internship in 1951 and his radiology residency in 1960 both at Wilden Osteopathic Hospital in Des Moines, IA. After completion of his residency, Dr. Farnham relocated to Phoenix in 1963 where he began a private radiology practice and later was involved with the building of Mesa General Hospital and the radiology department there. He continued to practice in Phoenix until his retirement in 1998.

Dr. Phillips became an Resident Member of the AOCR in 1958, an Active Member in 1966 and was elevated to Life Membership in 1985. He was certified in Diagnostic Roentgenology by the AOBR in 1963.

He is survived by his two children, Dr. John C. Farnham and Jeanne Farnham, one brother, three grandchildren and three great-grandchildren.

## RECENT FOUNDATION ACTIVITIES

- July Resident Lecture:  
*Focused Specialty Review: Thyroid Ultrasound* - Presented by Lynwood Hammers, DO
- May Resident Lecture:  
*Focused Specialty Review: MSK* - Presented by Paul Wasserman, DO
- April Resident Lecture:  
*Focused Specialty Review: Pediatrics* - Presented by Cody Young, DO
- March Resident Lecture:  
*Focused Specialty Review: Nuclear Medicine* - Presented by Daniel Hale, DO
- January Resident Lecture:  
*Focused Specialty Review: GI/GU* - Presented by Jill Wruble, DO
- Educational Grant:  
*Botsford Oral Board Review*
- Educational Grand: AOCR Annual Convention
- Educational Grant:  
*JAOCR*

The AOCR Education Foundation takes pride in supporting the educational efforts of the AOCR. Your contributions enable us to continue to support our projects and begin new endeavors. Donations can be made online at [www.aocr.org](http://www.aocr.org).

A full listing of all foundation contributors can be found on the [AOCR website](http://www.aocr.org).