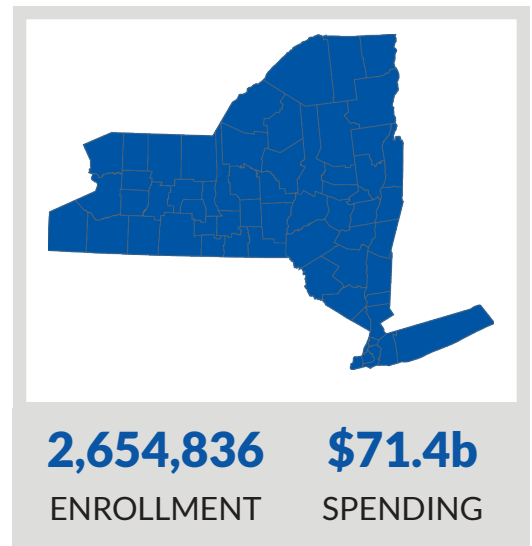


Introduction

The regional and statewide economic impact of New York State public school districts is presented below. The data used in this analysis includes data from the State Aid Annual Financial Report (Form ST-3) from the New York State Education Department (NYSED). All data pertain to the 2017-18 school year. A full list of data sources and the methodology underlying these results can be found on the ASBO New York website.*

Statewide

In New York State, 602,000 jobs are generated by school districts. An estimated 360,000 work directly for the school districts earning \$30.7 billion in income. The spending of the school districts and their employees produces an additional \$14.6 billion in income from an estimated 242,000 spillover jobs in New York State. The combined income produces \$2.4 billion in income tax and \$1.1 billion in sales tax.



Economic Impact

	Direct	Spillover	Total
Employment (FTE)	360,000	242,000	602,000
Income	\$30.75b	\$14.59b	\$45.34b
Income Tax	\$1.67b	\$728.1m	\$2.39b
Sales Tax	\$717.7m	\$342.6m	\$1.06b

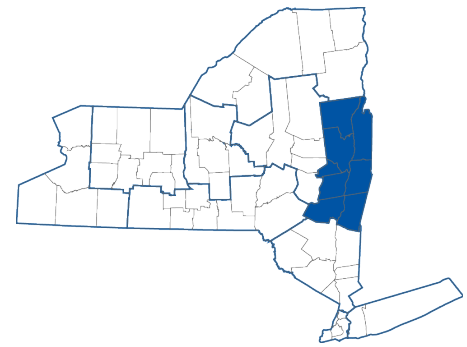
* https://cdn.ymaws.com/www.asbonewyork.org/resource/resmgr/files/Economic_Impact_Model_Method.pdf

Capital District

Schools in the Capital District region generate a total of 41,000 jobs. 26,000 are directly employed through the school districts and 15,000 others are employed by spillover effects of school spending. Schools produce \$2.31 billion in income for the region. This generates \$118.1 million in income tax to New York State and \$57.2 million in sales tax to the state and counties in the region.

Economic Impact

	Direct	Spillover	Total
Employment (FTE)	26,000	15,000	41,000
Income	\$1.49b	\$817m	\$2.31b
Income Tax	\$77.1m	\$41.0m	\$118.1m
Sales Tax	\$37.0m	\$20.2m	\$57.2m



143,871

ENROLLMENT

\$3.1b

SPENDING

Counties:

Albany

Schenectady

Columbia

Warren

Greene

Washington

Rensselaer

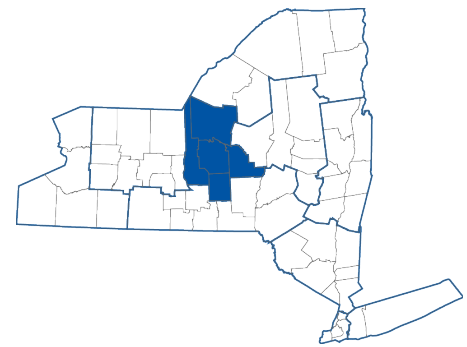
Saratoga

Central New York

Schools in the Central New York region generate a total of 32,000 jobs. 20,000 are directly employed through the school districts and 12,000 others are employed by spillover effects of school spending. Schools produce \$1.80 billion in income for the region. This generates \$88.6 million in income tax to New York State and \$47.5 million in sales tax to the state and counties in the region.

Economic Impact

	Direct	Spillover	Total
Employment (FTE)	20,000	12,000	32,000
Income	\$1.15b	\$647m	\$1.80b
Income Tax	\$58.2m	\$30.4m	\$88.6m
Sales Tax	\$30.4m	\$17.1m	\$47.5m



112,562

ENROLLMENT

\$2.5b

SPENDING

Counties:

Cayuga

Cortland

Madison

Onondaga

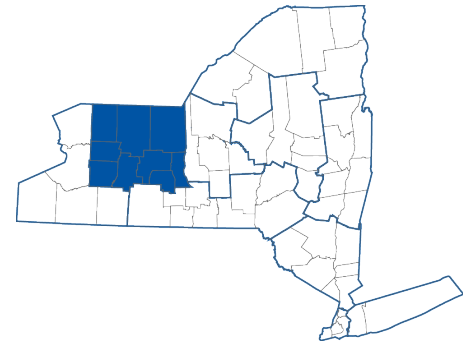
Oswego

Finger Lakes

Schools in the Finger Lakes region generate a total of 50,000 jobs. 31,000 are directly employed through the school districts and 19,000 others are employed by spillover effects of school spending. Schools produce \$2.72 billion in income for the region. This generates \$133.1 million in income tax to New York State and \$68.5 million in sales tax to the state and counties in the region.

Economic Impact

	Direct	Spillover	Total
Employment (FTE)	31,000	19,000	50,000
Income	\$1.73b	\$990m	\$2.72b
Income Tax	\$86.6m	\$46.5m	\$133.1m
Sales Tax	\$43.6m	\$24.9m	\$68.5m



166,505

ENROLLMENT

\$3.9b

SPENDING

Counties:

Genesee

Seneca

Livingston

Wayne

Monroe

Wyoming

Ontario

Yates

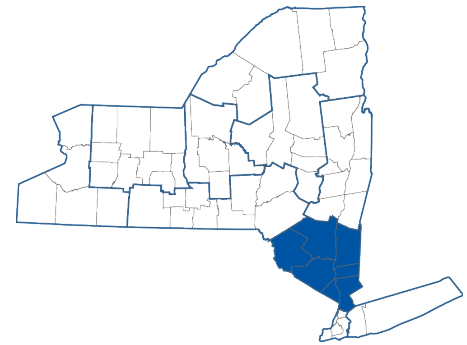
Orleans

Hudson Valley

Schools in the Hudson Valley region generate a total of 88,000 jobs. 52,000 are directly employed through the school districts and 36,000 others are employed by spillover effects of school spending. Schools produce \$6.71 billion in income for the region. This generates \$363.3 million in income tax to New York State and \$128.4 million in sales tax to the state and counties in the region.

Economic Impact

	Direct	Spillover	Total
Employment (FTE)	52,000	36,000	88,000
Income	\$4.52b	\$2.19b	\$6.71b
Income Tax	\$252.4m	\$110.9m	\$363.3m
Sales Tax	\$86.5m	\$41.9m	\$128.4m



330,136

ENROLLMENT

\$9.1b

SPENDING

Counties:

Dutchess

Ulster

Orange

Westchester

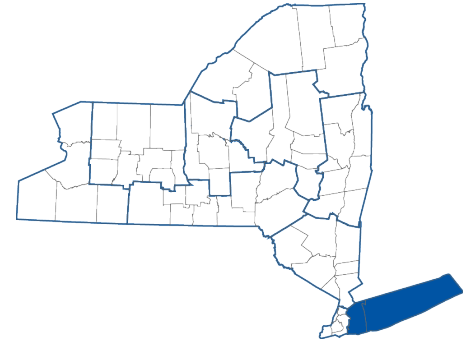
Putnam

Rockland

Sullivan

Long Island

Schools in the Long Island region generate a total of 127,000 jobs. 73,000 are directly employed through the school districts and 54,000 others are employed by spillover effects of school spending. Schools produce \$9.68 billion in income for the region. This generates \$551.6 million in income tax to New York State and \$227.8 million in sales tax to the state and counties in the region.



Economic Impact

	Direct	Spillover	Total
Employment (FTE)	73,000	54,000	127,000
Income	\$6.40b	\$3.27b	\$9.68b
Income Tax	\$380.5m	\$171.1m	\$551.6m
Sales Tax	\$150.8m	\$77.0m	\$227.8m

440,240

ENROLLMENT

\$12.6b

SPENDING

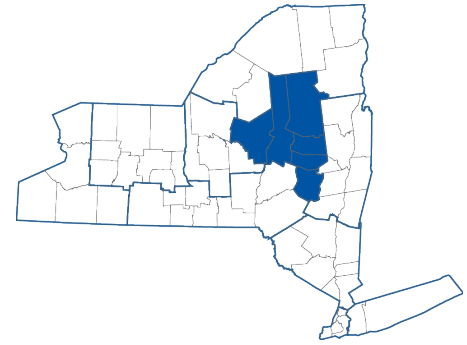
Counties:

Nassau

Suffolk

Mohawk Valley

Schools in the Mohawk Valley region generate a total of 15,000 jobs. 10,000 are directly employed through the school districts and 5,000 others are employed by spillover effects of school spending. Schools produce \$847 million in income for the region. This generates \$39.9 million in income tax to New York State and \$22.3 million in sales tax to the state and counties in the region.



Economic Impact

	Direct	Spillover	Total
Employment (FTE)	10,000	5,000	15,000
Income	\$570m	\$277m	\$847m
Income Tax	\$28.4m	\$11.5m	\$39.9m
Sales Tax	\$15.0m	\$7.3m	\$22.3m

62,157

ENROLLMENT

\$1.3b

SPENDING

Counties:

Fulton

Schoharie

Hamilton

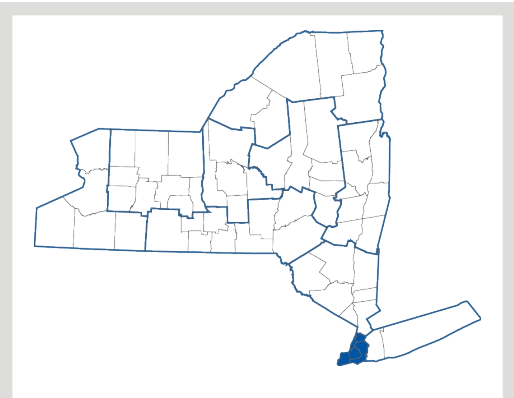
Herkimer

Montgomery

Oneida

New York City

Schools in the New York City region generate a total of 154,000 jobs. 88,000 are directly employed through the school districts and 66,000 others are employed by spillover effects of school spending. Schools produce \$16.28 billion in income for the region. This generates \$858.3 million in income tax to New York State and \$367.6 million in sales tax to the state and counties in the region.



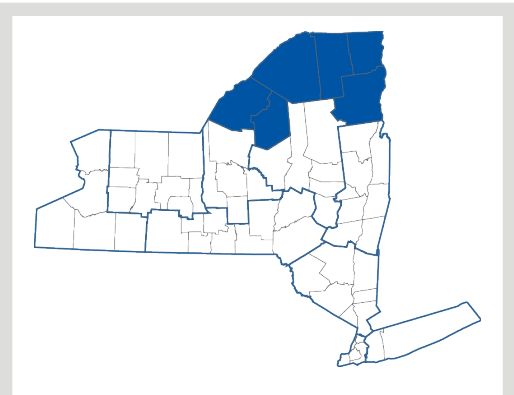
1,061,506 ENROLLMENT
\$31.1b SPENDING

Economic Impact

	Direct	Spillover	Total
Employment (FTE)	88,000	66,000	154,000
Income	\$11.59b	\$4.69b	\$16.28b
Income Tax	\$617.9m	\$240.4m	\$858.3m
Sales Tax	\$261.7m	\$105.9m	\$367.6m

North Country

Schools in the North Country region generate a total of 16,000 jobs. 11,000 are directly employed through the school districts and 5,000 others are employed by spillover effects of school spending. Schools produce \$835 million in income for the region. This generates \$38.3 million in income tax to New York State and \$23.4 million in sales tax to the state and counties in the region.



57,571 ENROLLMENT
\$1.3b SPENDING

Economic Impact

	Direct	Spillover	Total
Employment (FTE)	11,000	5,000	16,000
Income	\$566m	\$269m	\$835m
Income Tax	\$27.5m	\$10.8m	\$38.3m
Sales Tax	\$15.8m	\$7.6m	\$23.4m

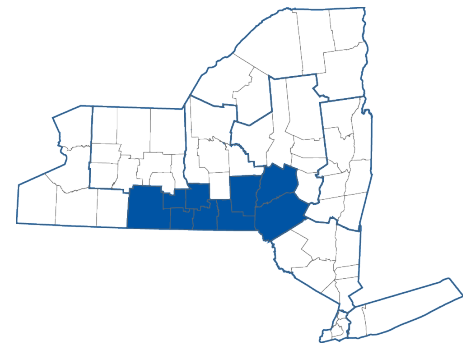
Counties:
Clinton
Essex
Franklin
Jefferson
Lewis
Saint Lawrence

Southern Tier

Schools in the Southern Tier region generate a total of 28,000 jobs. 18,000 are directly employed through the school districts and 10,000 others are employed by spillover effects of school spending. Schools produce \$1.38 billion in income for the region. This generates \$63.1 million in income tax to New York State and \$37.2 million in sales tax to the state and counties in the region.

Economic Impact

	Direct	Spillover	Total
Employment (FTE)	18,000	10,000	28,000
Income	\$889m	\$489m	\$1.39b
Income Tax	\$42.8m	\$20.3m	\$63.1m
Sales Tax	\$24.0m	\$13.2m	\$37.2m



91,177

ENROLLMENT

\$2.2b

SPENDING

Counties:

Broome

Schuyler

Chemung

Steuben

Chenango

Tioga

Delaware

Tompkins

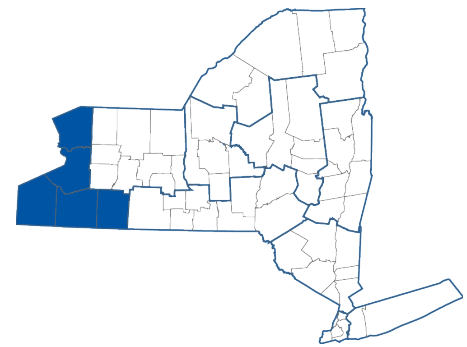
Otsego

Western

Schools in the Western region generate a total of 48,000 jobs. 30,000 are directly employed through the school districts and 18,000 others are employed by spillover effects of school spending. Schools produce \$2.79 billion in income for the region. This generates \$139.4 million in income tax to New York State and \$80.2 million in sales tax to the state and counties in the region.

Economic Impact

	Direct	Spillover	Total
Employment (FTE)	30,000	18,000	48,000
Income	\$1.84b	\$952m	\$2.79b
Income Tax	\$94.3m	\$45.1m	\$139.4m
Sales Tax	\$52.8m	\$27.4m	\$80.2m



189,111

ENROLLMENT

\$4.2b

SPENDING

Counties:

Allegany

Cattaraugus

Chautauqua

Erie

Niagara