

FFPSA surveys

- MMB and DHS collaborated to develop the surveys and the respondent lists
- We conducted two online surveys in early 2019
 1. Evidence-based practices survey (to better understand the current landscape of FFPSA prevention services)
 2. Residential placement settings survey (to understand current alignment with QRTP standards)

Evidence-based practices survey

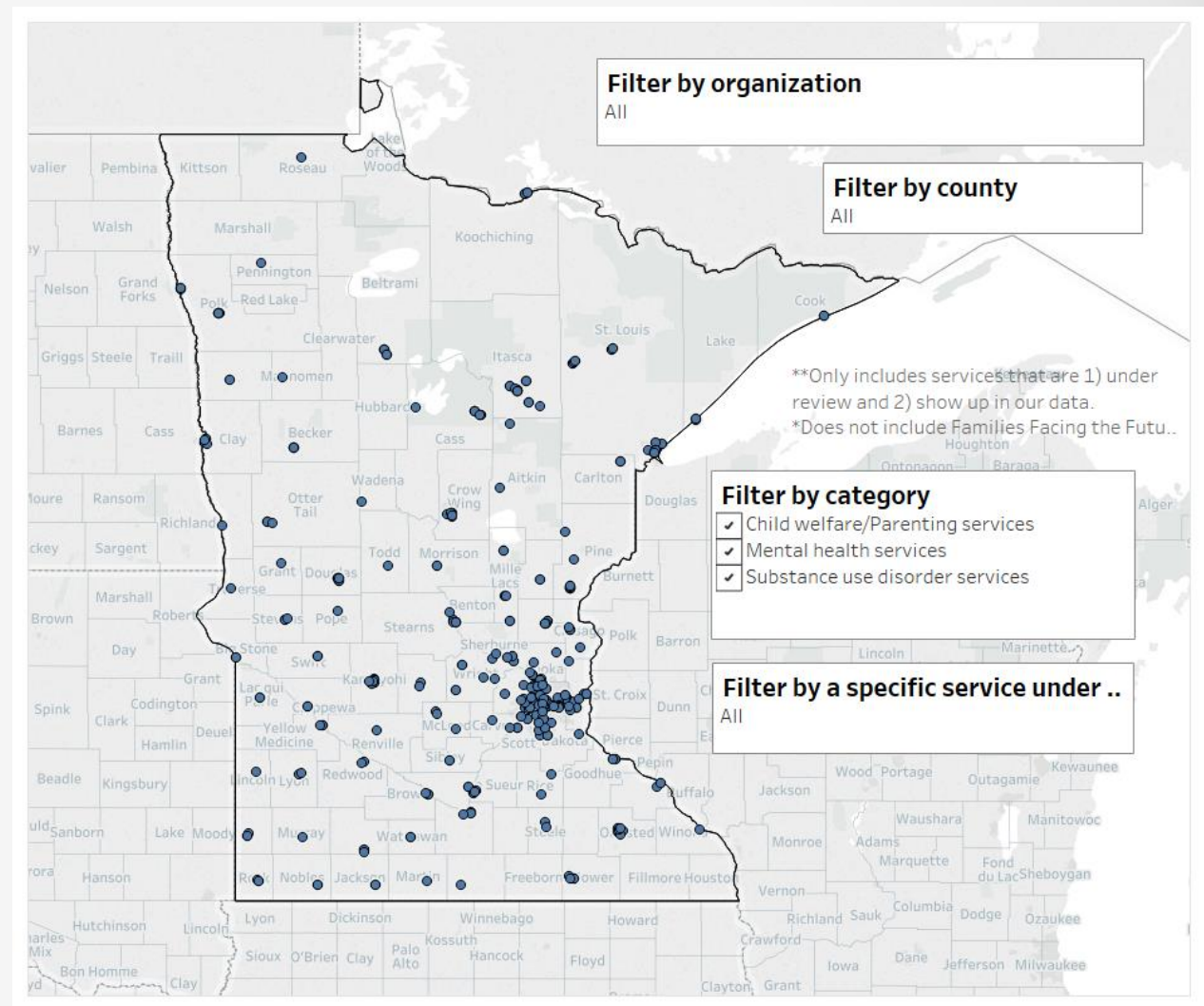
- What is the availability of evidence-based mental health, substance use, and parent support services?
- What is the demand for these services?
- What are the barriers to providers to expanding these services?

Evidence-based practices survey scope

- Sent to nearly 1,000 service providers
 - 415 Licensed chemical dependency treatment providers, mental health clinics, and residential facilities for adults and children (35% response rate)
 - 84 Counties (62% response rate)
 - 493 Help Me Grow (9% response rate)
- 18 follow-up interviews
- Supplemental information from purveyors, grants, and licensing information

Location of FFPSA prevention services in MN

- Map shows the availability of prevention services that have been reviewed (or are currently under review) by the federal clearinghouse, as reported by survey respondents
- 72 counties have at least one provider for at least one FFPSA prevention service
- Interactive map is available at: <https://mn.gov/mmb/results-first/survey.jsp>



Prevention services survey results

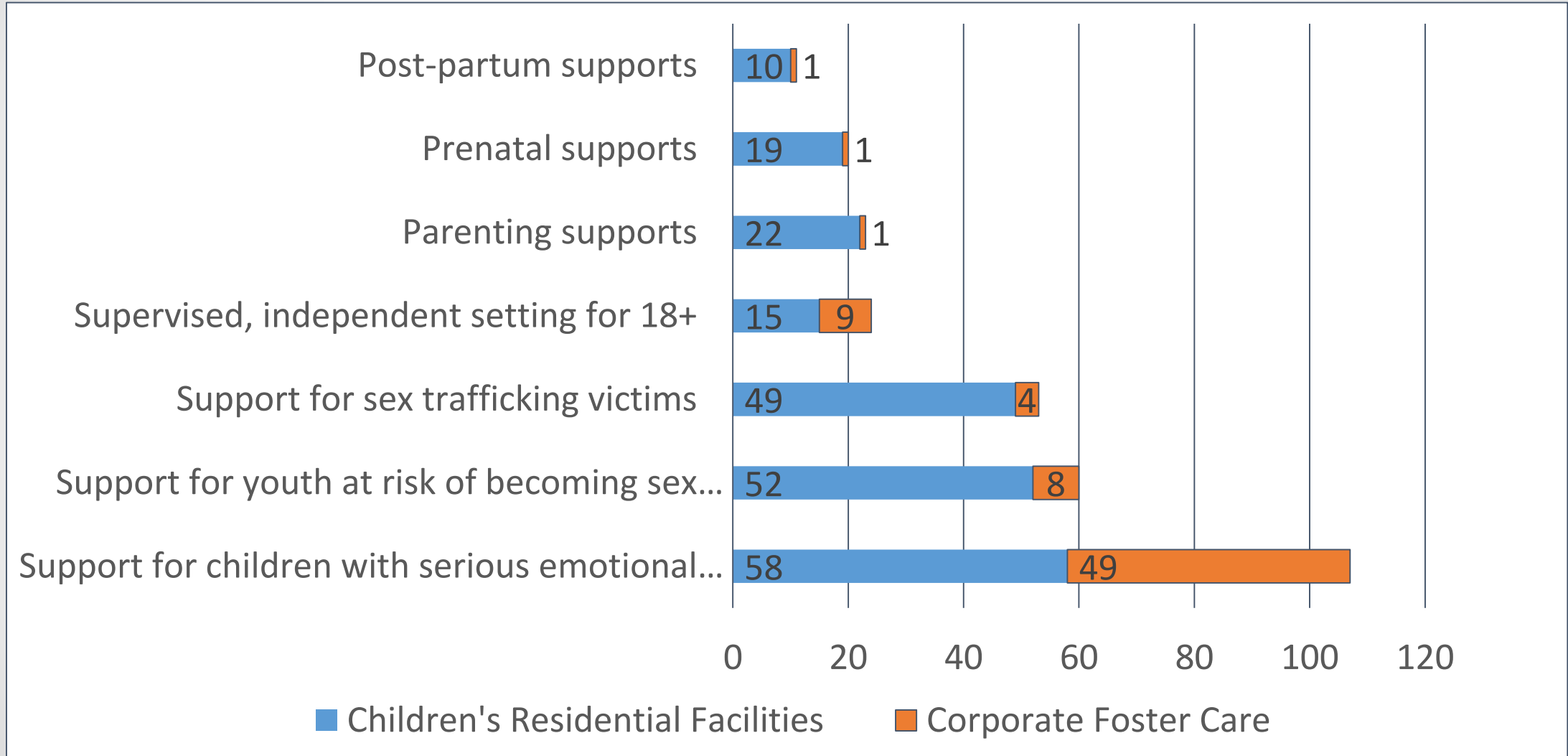
Prevention Service	# of locations in MN	# of counties with at least one provider	Clearinghouse rating
Multisystemic Therapy	14	13	***
Multisystemic Therapy for Child Abuse and Neglect	---	---	<i>does not meet criteria</i>
Parent Child Interaction Therapy	16	13	***
Trauma Focused-CBT	105	45	*
Functional Family Therapy	3	2	***
Families Facing the Future	0	0	**
Methadone Maintenance Therapy	16	9	<i>under review</i>
Motivational Interviewing	136	42	<i>under review</i>
Healthy Families America	35	28	<i>under review</i>
Nurse-Family Partnership	44	41	***
Parents as Teachers	7	2	***
KIN-Tech	0	0	<i>does not meet criteria</i>
New Jersey Kinship Navigator Model	0	0	<i>does not meet criteria</i>

*** Promising**
**** Supported**
***** Well-supported**

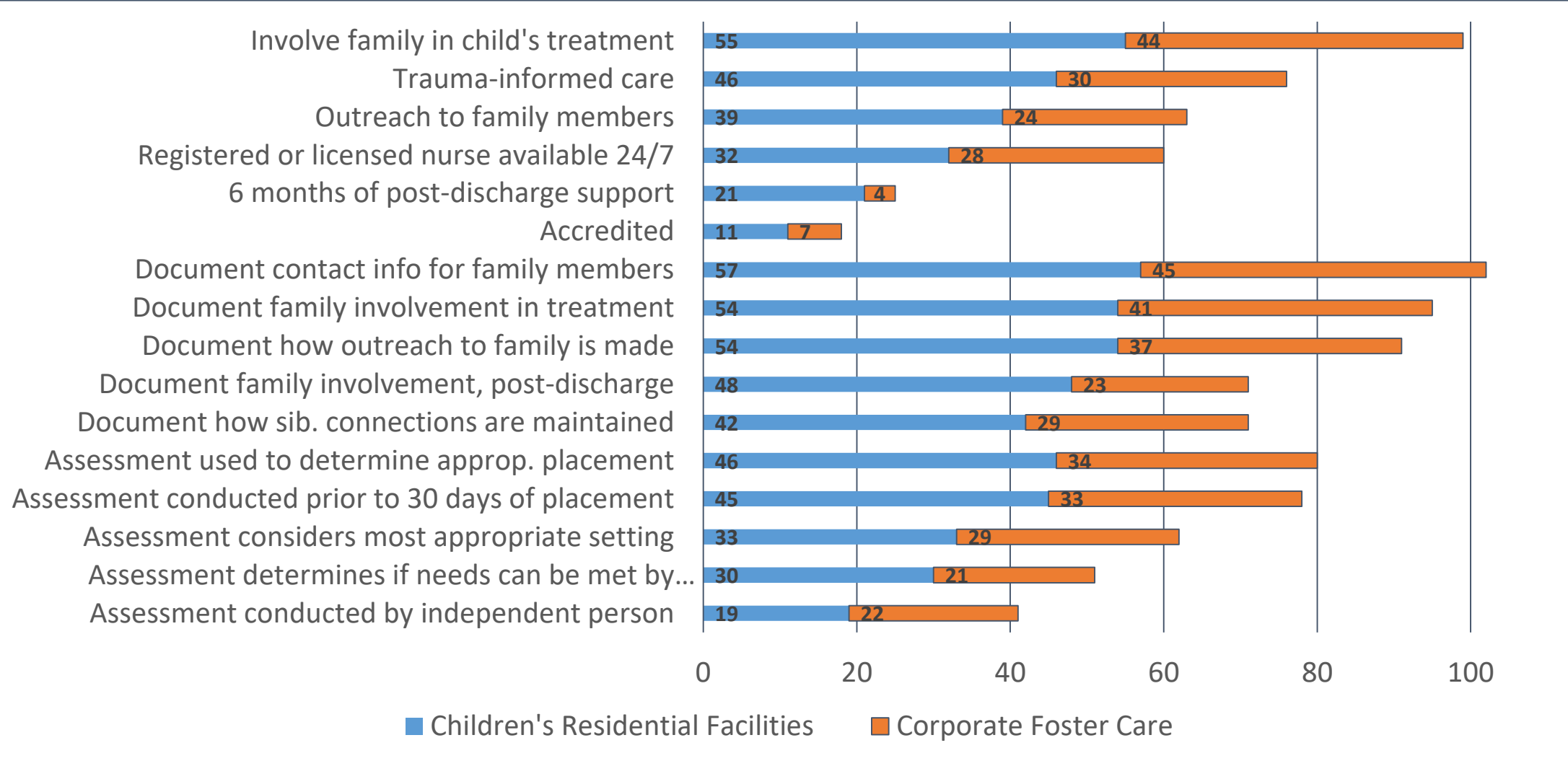
Residential placement settings survey scope

- Sent to authorized agents of children's residential facilities (N=78) and corporate foster care homes (N=73) licensed by DHS and/or DOC
- In total, these individuals oversee 273 facilities
- We received responses for 136 facilities (50% response rate)

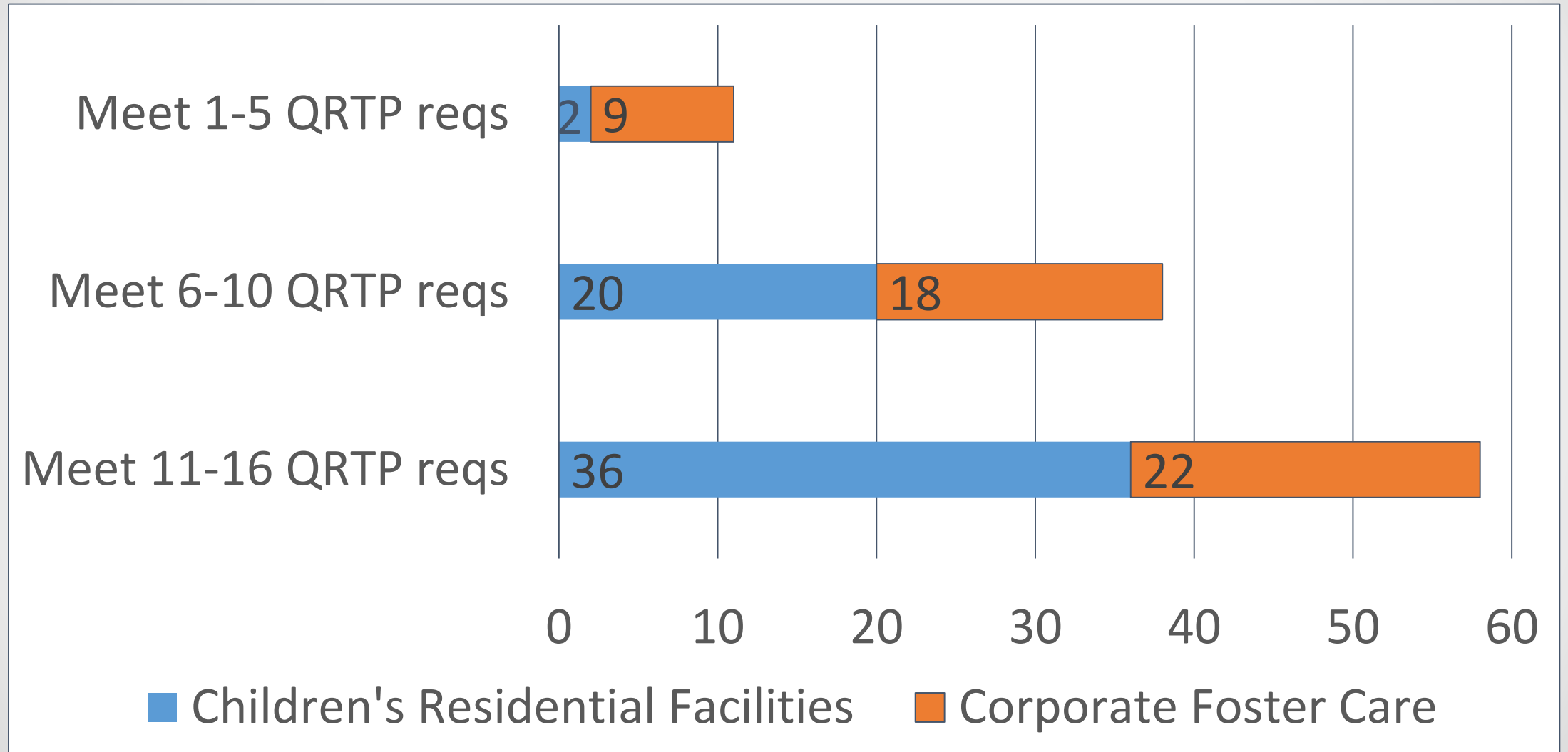
Number of facilities that report providing each service



Number of facilities that report meeting QRTP requirements



Summary of facilities that report meeting QRTP requirements



Briefs summarizing survey results

Supporting the well-being of children and families: A snapshot of evidence-based practices in Minnesota

Available at:

<https://mn.gov/mmb-stat/results-first/survey-brief.pdf>

Residential placement settings for children in Minnesota: How do they align with the Family First Prevention Services Act?

Available upon request (Anna.Solmeyer@state.mn.us)