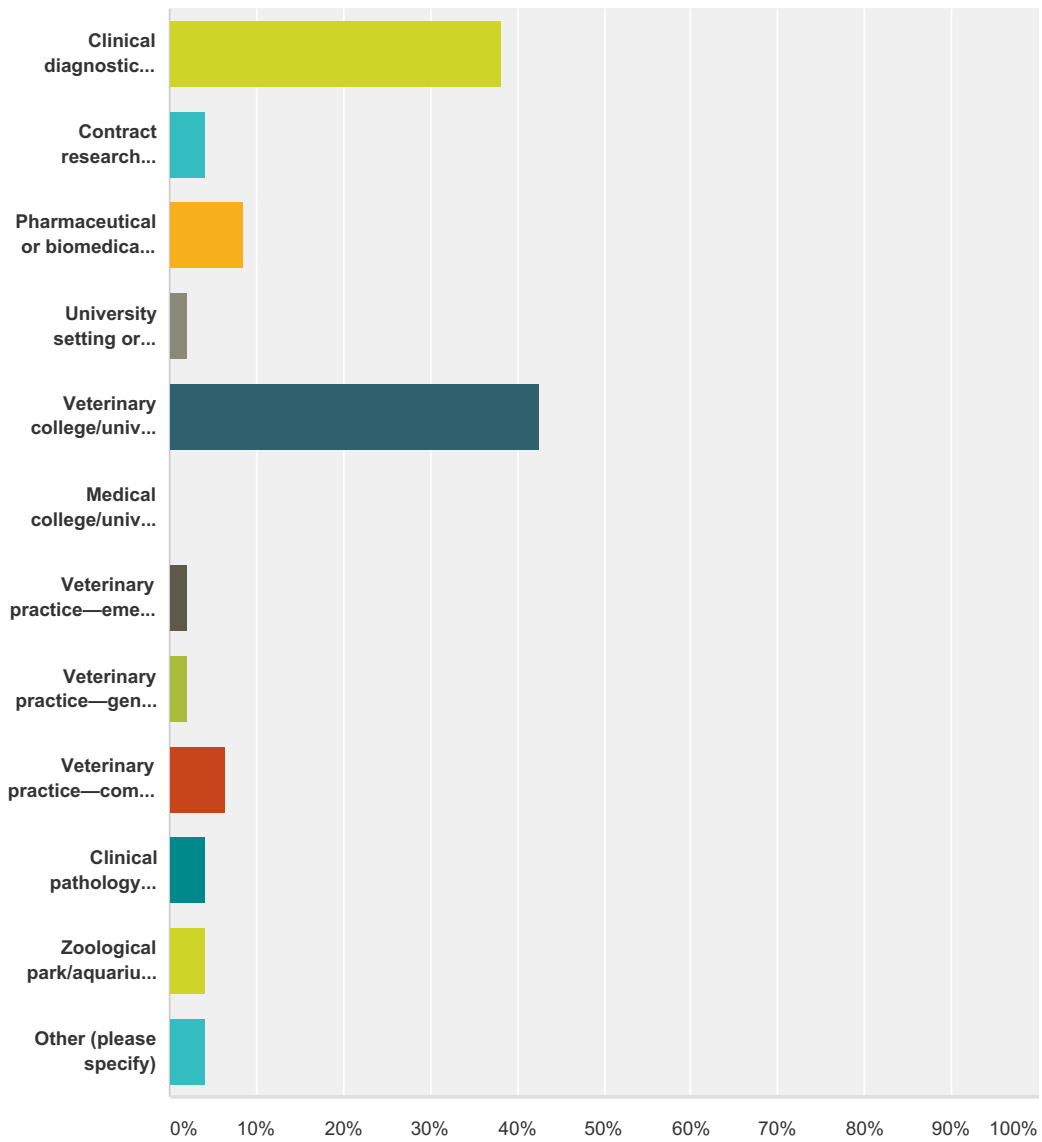


Q1 What setting best describes your laboratory (please check all that apply)?

Answered: 47 Skipped: 0



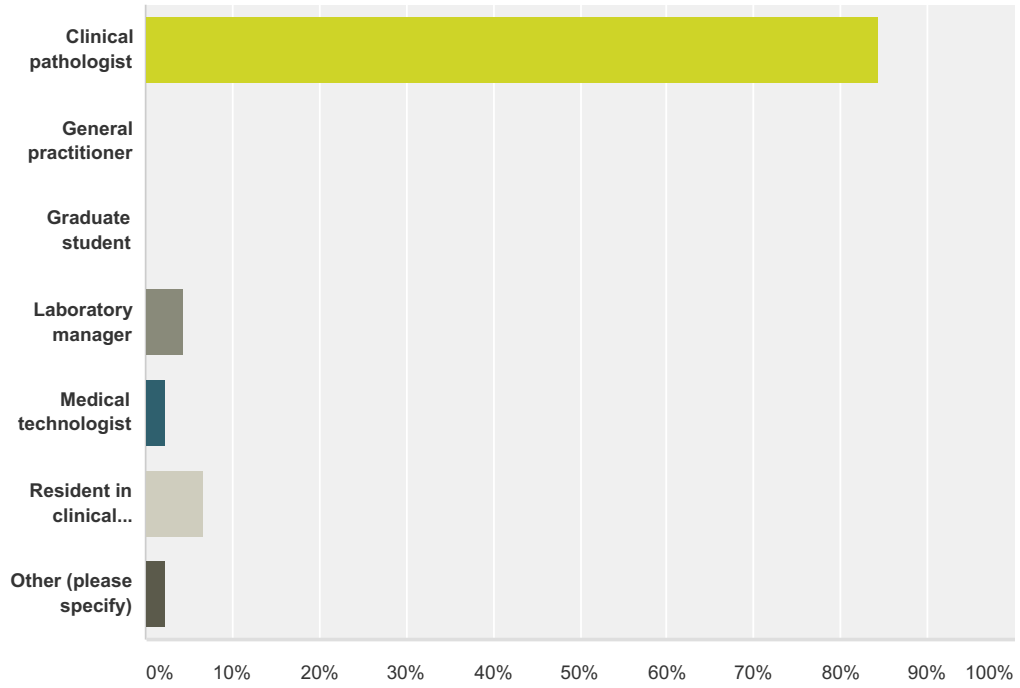
Answer Choices	Responses	
Clinical diagnostic reference laboratory	38.30%	18
Contract research organization	4.26%	2
Pharmaceutical or biomedical technology company	8.51%	4
University setting or government sponsored research/non-associated with professional school	2.13%	1
Veterinary college/university	42.55%	20
Medical college/university	0.00%	0
Veterinary practice—emergency/specialty only	2.13%	1

ASVCP QALS Survey

Veterinary practice—general practice only	2.13%	1
Veterinary practice—combination general and specialty services	6.38%	3
Clinical pathology consultant outside of laboratory environment	4.26%	2
Zoological park/aquarium, wildlife refuge, or other exotics animal venue	4.26%	2
Other (please specify)	4.26%	2
Total Respondents: 47		

Q2 Are you a: (select all that apply)

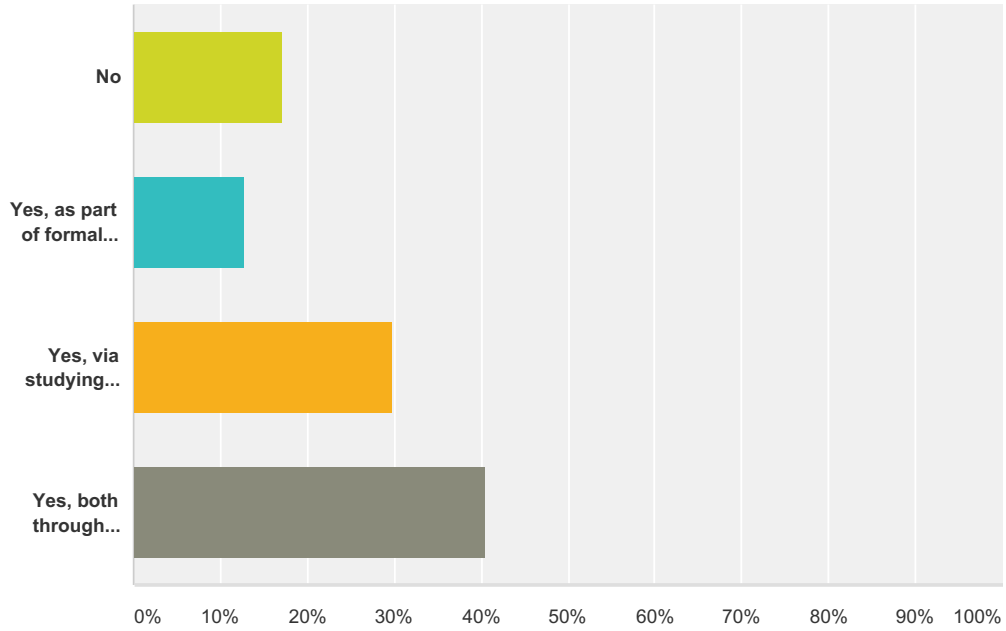
Answered: 45 Skipped: 2



Answer Choices	Responses
Clinical pathologist	84.44% 38
General practitioner	0.00% 0
Graduate student	0.00% 0
Laboratory manager	4.44% 2
Medical technologist	2.22% 1
Resident in clinical pathology	6.67% 3
Other (please specify)	2.22% 1
Total	45

Q3 Were you trained in Quality Assurance and Quality Control principles/procedures as part of your education?

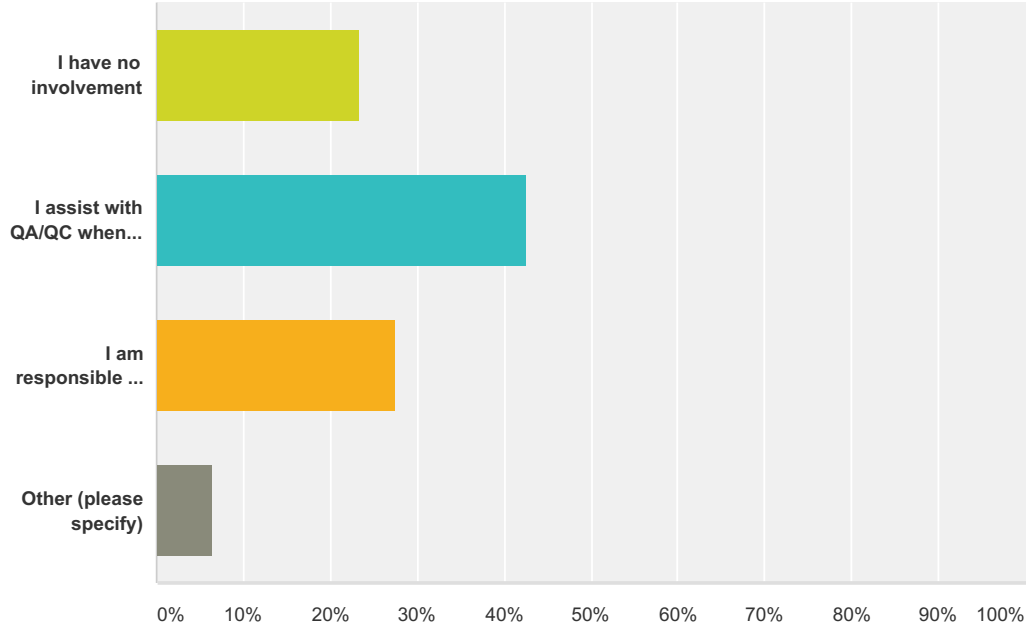
Answered: 47 Skipped: 0



Answer Choices	Responses
No	17.02% 8
Yes, as part of formal academic coursework or mentor-guided written and/or laboratory exercises	12.77% 6
Yes, via studying published source material	29.79% 14
Yes, both through formal/guided work and independent study	40.43% 19
Total	47

Q4 How would you define your involvement in quality assurance and quality control (QA/QC) for your laboratory?

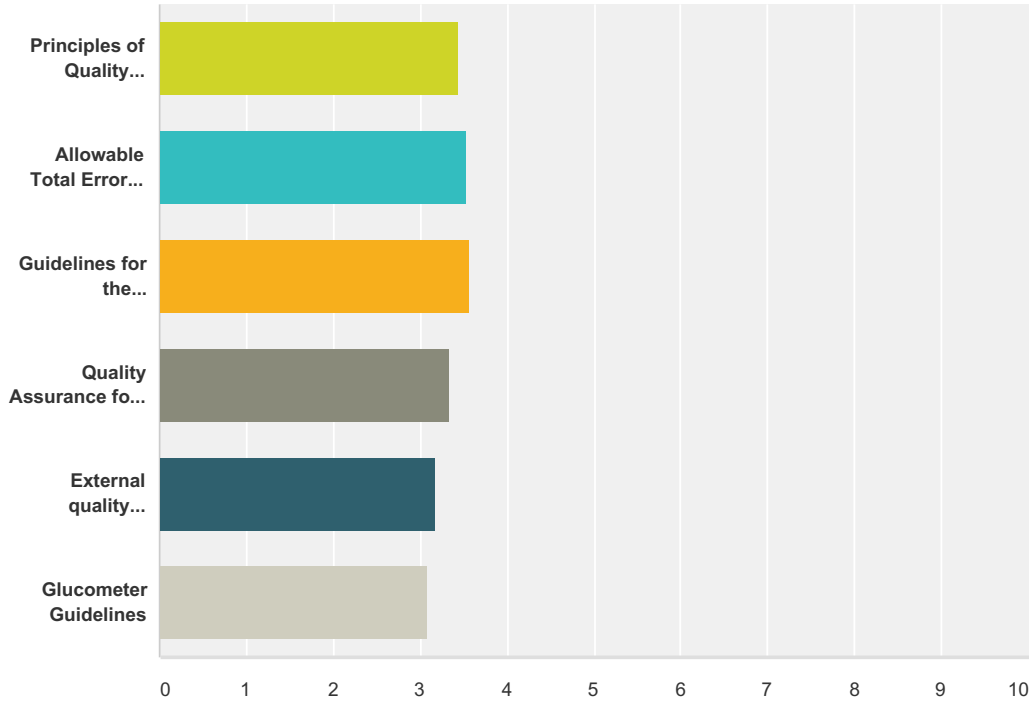
Answered: 47 Skipped: 0



Answer Choices	Responses
I have no involvement	23.40% 11
I assist with QA/QC when required	42.55% 20
I am responsible for QA/QC	27.66% 13
Other (please specify)	6.38% 3
Total	47

Q5 Which of the following best describes how you have accessed the following ASVCP quality assurance and standard guidelines? (guidelines are listed in general chronologic order of publication)

Answered: 47 Skipped: 0



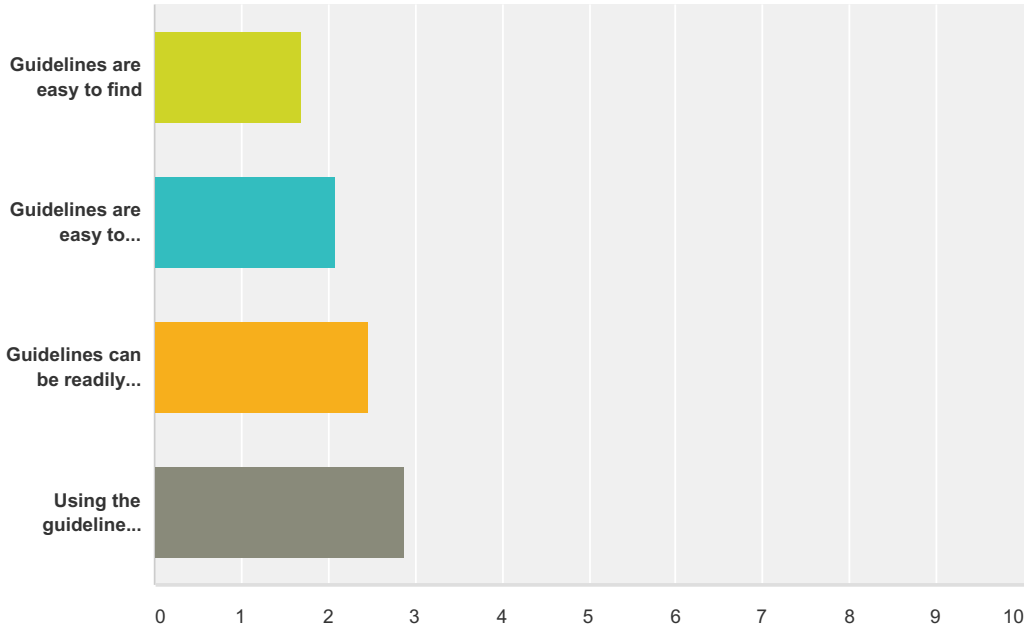
	I am not familiar with this guideline	I have only accessed this guideline on the ASVCP website	I have only read a summary of the guideline in Veterinary Clinical Pathology	I have accessed the guideline on the website and in the journal	I haven't read the guideline but am familiar with it through other means(e.g meetings,presentations)	Total	Weighted Average
Principles of Quality Assurance and Standards for Veterinary Clinical Pathology	8.51% 4	10.64% 5	10.64% 5	68.09% 32	2.13% 1	47	3.45
Allowable Total Error Recommendations for Biochemistry	8.51% 4	8.51% 4	8.51% 4	70.21% 33	4.26% 2	47	3.53
Guidelines for the Determination of Reference Intervals (RI) in Veterinary Species	4.26% 2	10.64% 5	10.64% 5	72.34% 34	2.13% 1	47	3.57
Quality Assurance for Point-of-Care Testing in Veterinary Medicine	6.38% 3	14.89% 7	25.53% 12	44.68% 21	8.51% 4	47	3.34

ASVCP QALS Survey

External quality assurance/ Comparability testing guidelines	19.15% 9	14.89% 7	8.51% 4	44.68% 21	12.77% 6	47	3.17
Glucometer Guidelines	23.91% 11	10.87% 5	13.04% 6	36.96% 17	15.22% 7	46	3.09

Q6 In general, how would you rate your agreement with the following statements about the various ASVCP quality assurance and standard guidelines?

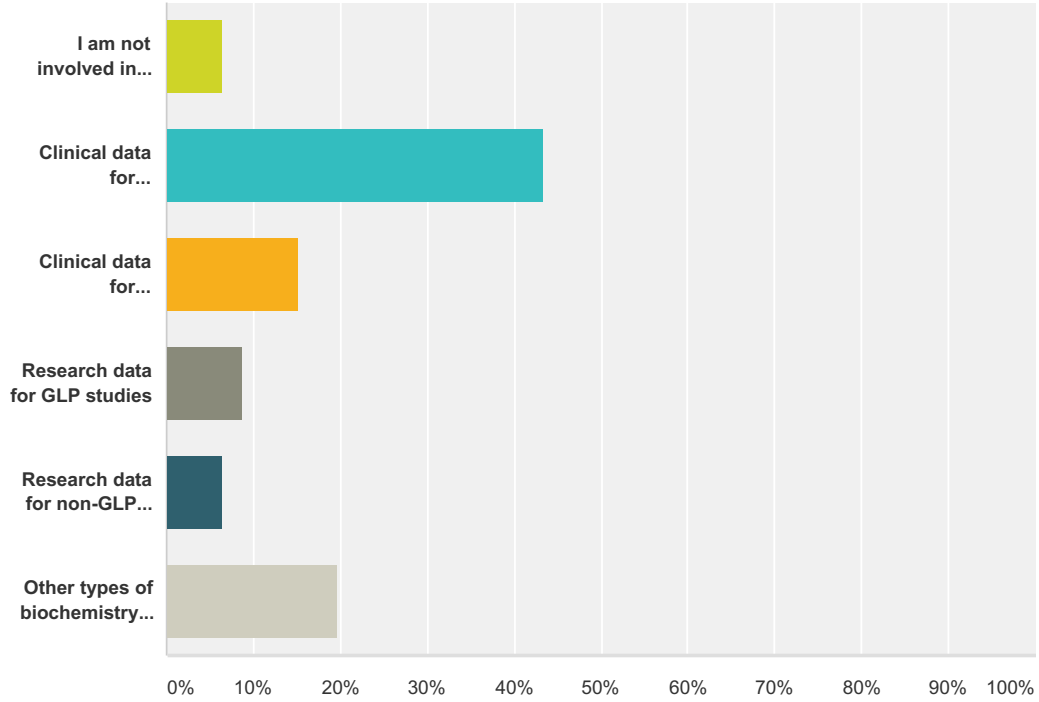
Answered: 47 Skipped: 0



	Strongly agree	Somewhat agree	Somewhat disagree	Strongly disagree	Don't Know	Total	Weighted Average
Guidelines are easy to find	55.32% 26	31.91% 15	6.38% 3	0.00% 0	6.38% 3	47	1.70
Guidelines are easy to understand	25.53% 12	51.06% 24	17.02% 8	2.13% 1	4.26% 2	47	2.09
Guidelines can be readily implemented in my laboratory	19.15% 9	42.55% 20	21.28% 10	6.38% 3	10.64% 5	47	2.47
Using the guideline checklists has been helpful for implementation	29.79% 14	23.40% 11	10.64% 5	0.00% 0	36.17% 17	47	2.89

Q7 Which type(s) of biochemistry data does your laboratory generate? (select all that apply)

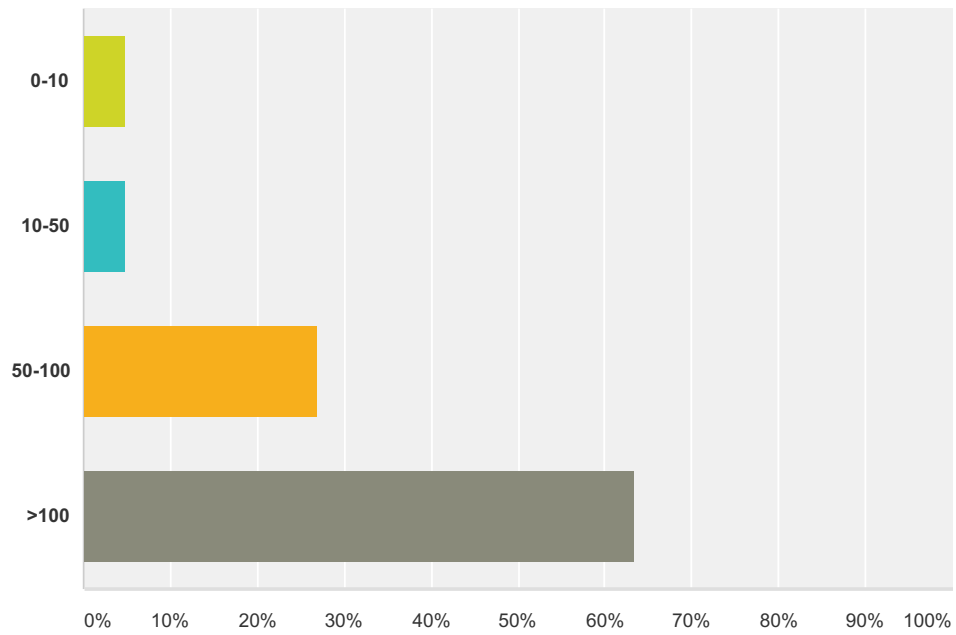
Answered: 46 Skipped: 1



Answer Choices	Responses
I am not involved in performing biochemistry testing (If this is the answer, go to Q14. Consulting on total allowable error for a client's in-house laboratory testing)	6.52% 3
Clinical data for veterinarians working within the same organization (e.g. university teaching hospital, practices owned by same business as your lab)	43.48% 20
Clinical data for veterinarians working for a different organization (e.g. mail-in or courier samples from practices not owned by the same organization)	15.22% 7
Research data for GLP studies	8.70% 4
Research data for non-GLP research studies	6.52% 3
Other types of biochemistry data (please specify below)	19.57% 9
Total	46

Q8 Approximately how many biochemistry profiles does your lab generate per week?

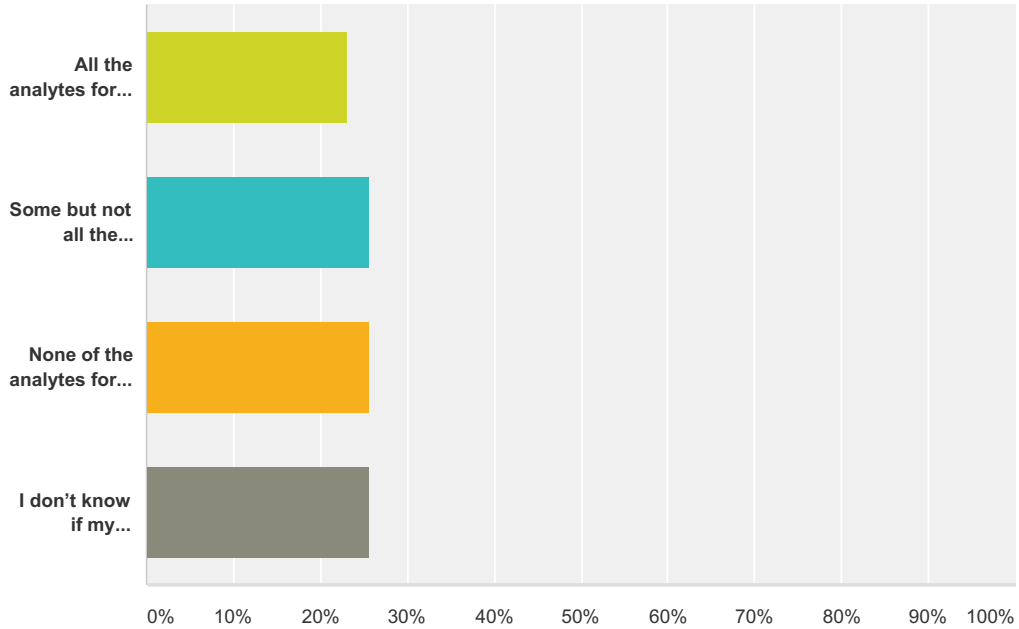
Answered: 41 Skipped: 6



Answer Choices	Responses
0-10	4.88% 2
10-50	4.88% 2
50-100	26.83% 11
>100	63.41% 26
Total	41

Q9 For your main biochemistry instrument, for what proportion of analytes has your laboratory calculated total observed error (TEobs or TEO)?

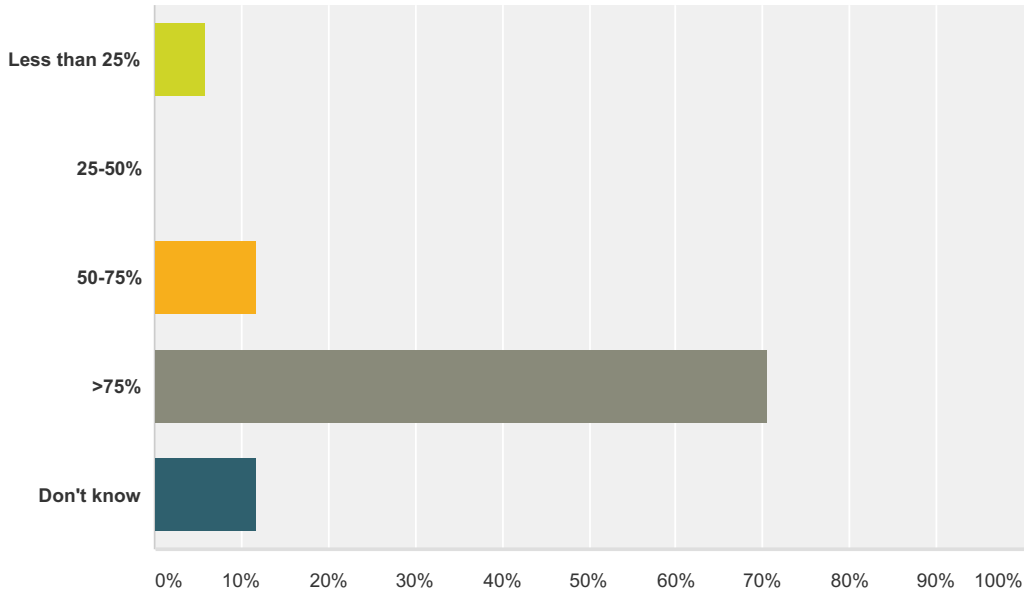
Answered: 39 Skipped: 8



Answer Choices	Responses
All the analytes for which total allowable error guidelines have been drawn up by the ASVCP	23.08% 9
Some but not all the analytes for which total allowable error guidelines have been drawn up by the ASVCP	25.64% 10
None of the analytes for which total allowable error guidelines have been drawn up by the ASVCP (Go to Q13. Reasons for not implementing Total Allowable Error (TEa) guidelines)	25.64% 10
I don't know if my laboratory has calculated TE for any analytes (Go to Q14. Have you received requests from clients to assist with quality control and assurance for their in-house biochemistry or point-of-care testing?)	25.64% 10
Total	39

Q10 For the analytes for which you have calculated total observed error, approximately what percentage of analytes fall within the total allowable error (TEa) limits published in Table 1 of the "ASVCP Allowable Total Error Recommendations for Biochemistry"? (i.e. are within recommended/acceptable error)

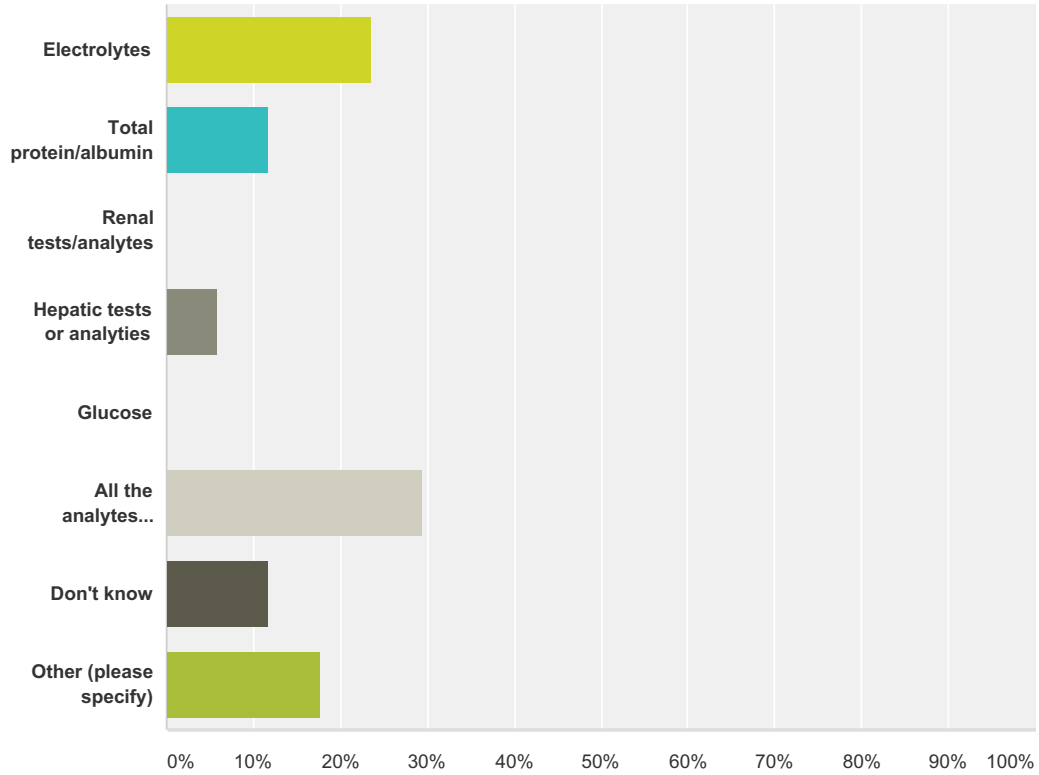
Answered: 17 Skipped: 30



Answer Choices	Responses
Less than 25%	5.88% 1
25-50%	0.00% 0
50-75%	11.76% 2
>75%	70.59% 12
Don't know	11.76% 2
Total	17

Q11 Within your laboratory, which analytes failed to meet the total allowable error requirements of the “ASVCP Allowable Total Error Recommendations for Biochemistry”? (please select all that apply)

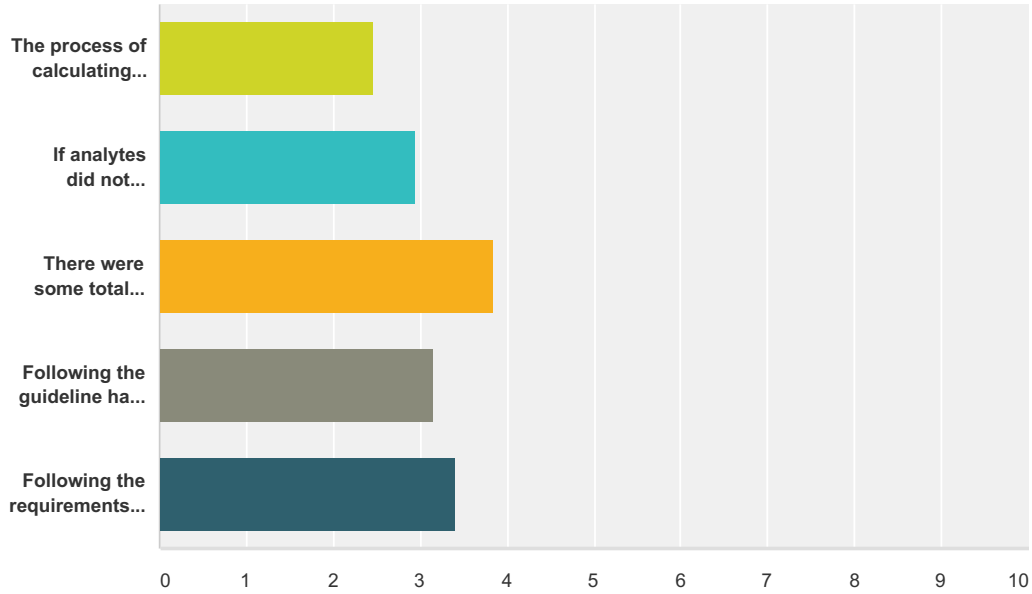
Answered: 17 Skipped: 30



Answer Choices	Responses
Electrolytes	23.53% 4
Total protein/albumin	11.76% 2
Renal tests/analytes	0.00% 0
Hepatic tests or analytes	5.88% 1
Glucose	0.00% 0
All the analytes performed adequately	29.41% 5
Don't know	11.76% 2
Other (please specify)	17.65% 3
Total	17

Q12 Which of the following statements best describe your experience of implementing the "ASVCP Allowable Total Error Recommendations for Biochemistry" in your laboratory?

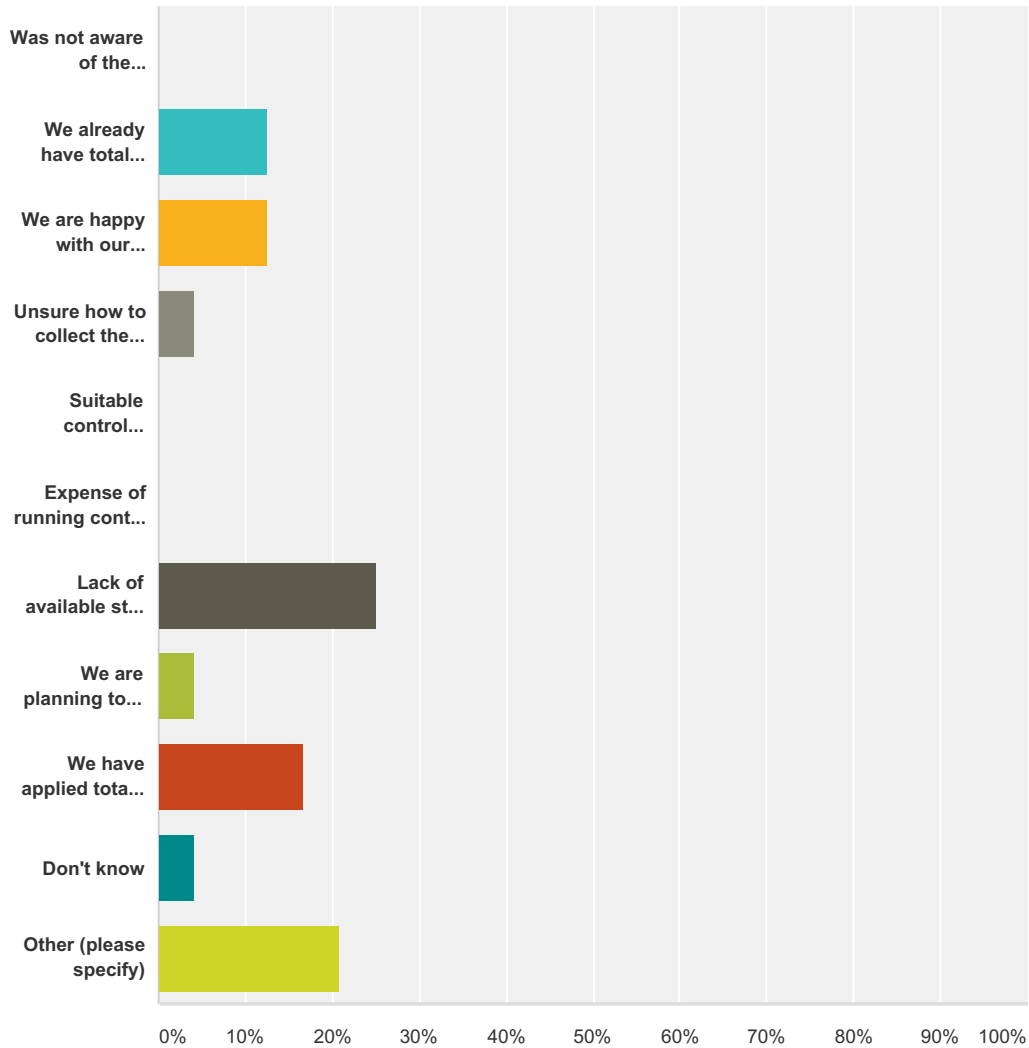
Answered: 20 Skipped: 27



	Strongly agree	Somewhat agree	Somewhat disagree	Disagree	Don't know	NA	Total	Weighted Average
The process of calculating Total observed error (TEobs) was straightforward	42.11% 8	31.58% 6	5.26% 1	0.00% 0	0.00% 0	21.05% 4	19	2.47
If analytes did not initially meet total allowable error requirements, we were able to respond to this	15.00% 3	50.00% 10	10.00% 2	0.00% 0	0.00% 0	25.00% 5	20	2.95
There were some total allowable error requirements we could not meet even after taking corrective actions	10.00% 2	30.00% 6	5.00% 1	15.00% 3	0.00% 0	40.00% 8	20	3.85
Following the guideline has altered our approach to quality control	30.00% 6	20.00% 4	5.00% 1	20.00% 4	0.00% 0	25.00% 5	20	3.15
Following the requirements has altered our approach to laboratory data interpretation	15.00% 3	30.00% 6	5.00% 1	25.00% 5	0.00% 0	25.00% 5	20	3.40

Q13 Which of the following are reasons that best describe why your laboratory has not implemented the "ASVCP Allowable Total Error Recommendations for Biochemistry" for any or all analytes? (please select all that apply)

Answered: 24 Skipped: 23



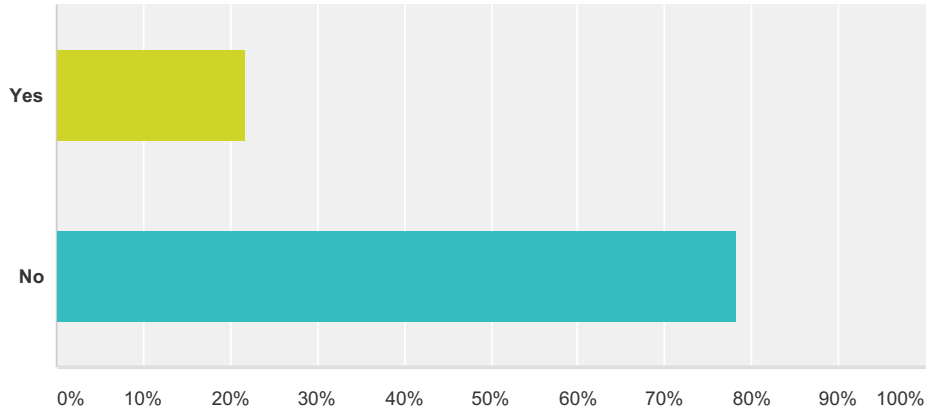
Answer Choices	Responses
Was not aware of the guideline "ASVCP Total Error Recommendations for Biochemistry"	0.00% 0
We already have total allowable error guidelines developed in-house or adopted from another source	12.50% 3
We are happy with our existing statistical quality control strategy and do not feel it would be improved by implementing the guideline	12.50% 3
Unsure how to collect the necessary data and/or perform the calculations	4.17% 1
Suitable control material(s) are not available	0.00% 0

ASVCP QALS Survey

Expense of running control material to calculate a measured mean, standard deviation, and coefficient of variation	0.00%	0
Lack of available staff members to perform the data collection and/or calculations	25.00%	6
We are planning to adopt the total allowable error guidelines in the near future	4.17%	1
We have applied total allowable/observed error analysis to all of our measured analytes	16.67%	4
Don't know	4.17%	1
Other (please specify)	20.83%	5
Total		24

Q14 Have you received requests from clients to assist with quality control and assurance for their in-house biochemistry or point-of-care testing?

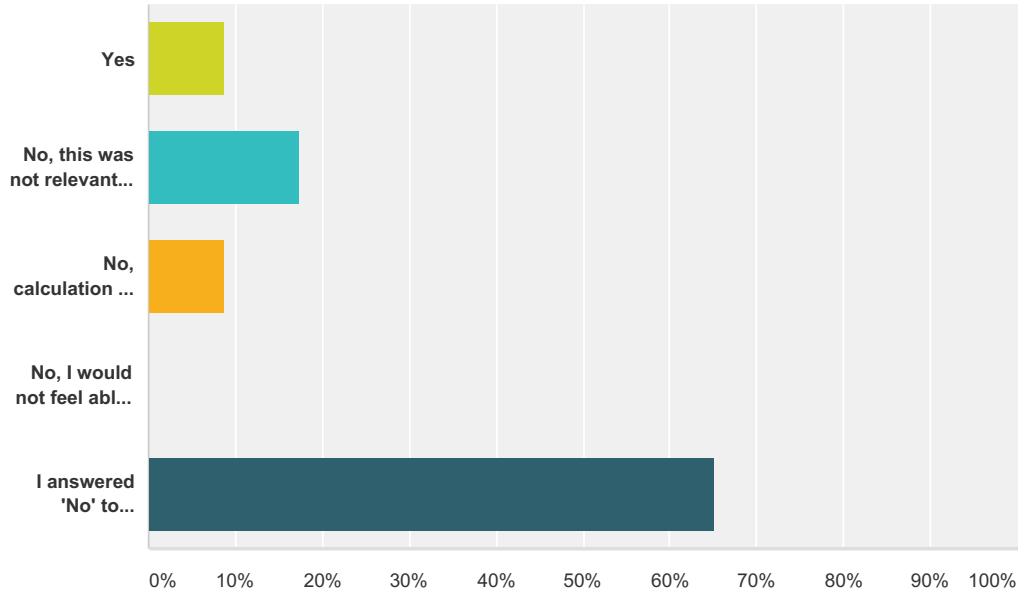
Answered: 37 Skipped: 10



Answer Choices	Responses	
Yes	21.62%	8
No	78.38%	29
Total		37

Q15 If yes to Question 14, did this involve assisting with total observed error calculations?

Answered: 23 Skipped: 24



Answer Choices	Responses
Yes	8.70% 2
No, this was not relevant to the client's request	17.39% 4
No, calculation of total observed error would have been helpful but was not feasible in this case	8.70% 2
No, I would not feel able to assist with this	0.00% 0
I answered 'No' to Question 14	65.22% 15
Total	23

Q16 Please add any additional comments below, to include any suggestions regarding topics you would like the QALS committee to focus on:

Answered: 6 Skipped: 41