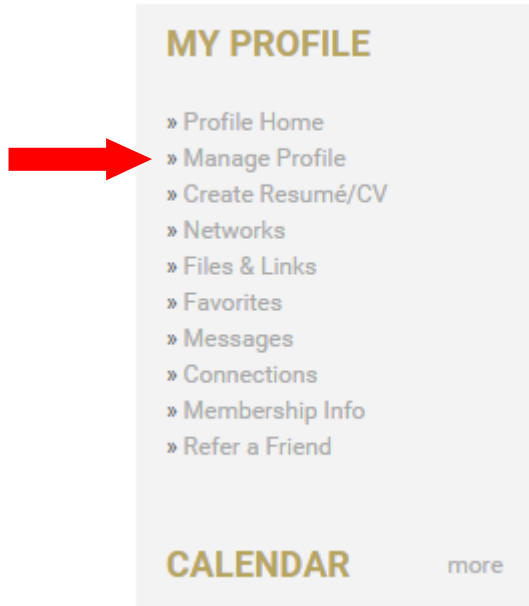


How Do I Edit My Profile Information?


Step #1: Login with your username and password at www.azsae.org.

Step #2: Select **Manage Profile** from the left hand navigation menu that appears above **Calendar** after logging in.

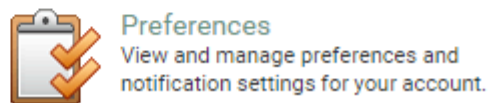
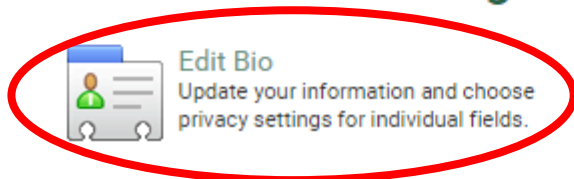


Step #3: Under the **Information & Settings** section select the **Edit Bio**, with a picture of a contact card. This will take you to your membership profile page.

Manage Profile

 Profile Home

Information & Settings



Step #4: Edit your information and at the bottom of the webpage press **Save Changes**.

