# Lyon's Pituitary

## Third Edition

An International
Multidisciplinary Course

**April 1-3 2026**
**Lyon, France**

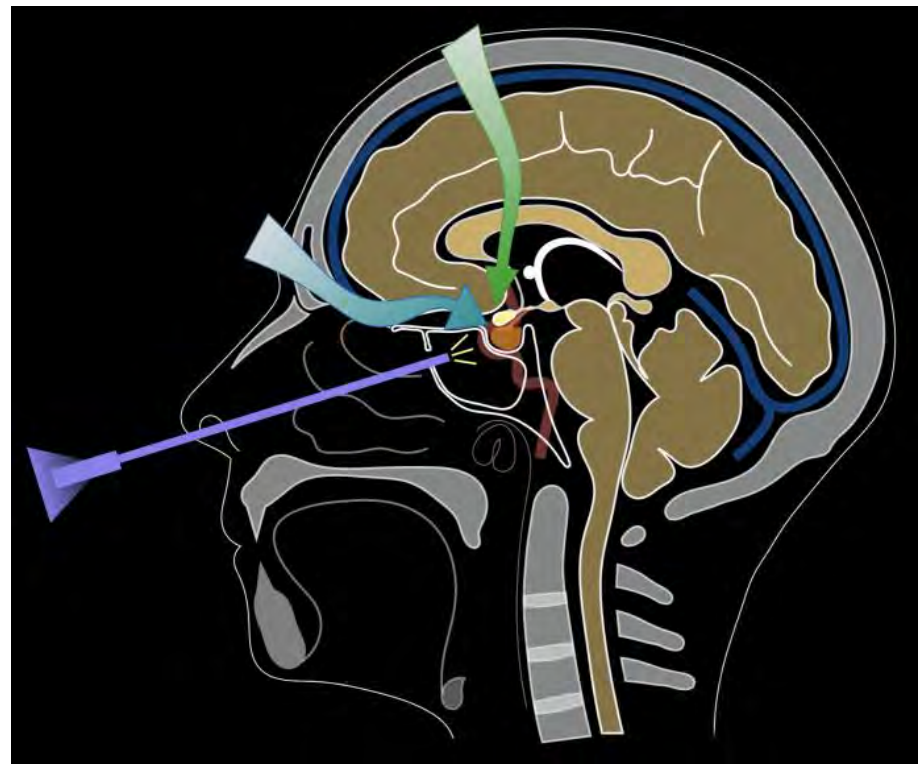

### Courses directors

**E JOUANNEAU**
Pituitary and Skull Base Neurosurgical Department Lyon, France

**H DUFOUR**, Marseille, France
**B BAUSSART**, Paris, France

**G RAVEROT, C SERGEANT** Endocrinologists, Lyon, France

### Local organization Committee

**T JACQUESSON**
**R MANET**
**E SIMON**

International Federation of Neuroendoscopy
IFNE
TRANSFORMED FROM ISGNE SINCE 2001

Société Française de Neurochirurgie

THE EUROPEAN ASSOCIATION OF NEUROSURGICAL SOCIETIES

# Faculties

**Organizer**
**E JOUANNEAU (Lyon, France)**

**Course Directors**
**H DUFOUR (Marseille, FRANCE)**
**B BAUSSART (Paris, FRANCE)**

**Endocrinology**
**G RAVEROT, C SERGEANT (Lyon, FRANCE)**

**Faculties**
**M BRUNEAU, (Bruxelles, BELGIUM)**
**JC FERNANDEZ-MIRANDA (Stanford, USA)**
**P CAPPABIANCA (Naples, ITALY)**
**L CAVALLO (Naples, ITALY)**
**L FEUVRET (Lyon, FRANCE)**
**S FROELICH (Paris, FRANCE)**
**D MAZZATENTA (Bologna, ITALY)**
**T MELING (Copenhagen, DENMARK)**
**M MESSERER (Lausanne, SWIZERLAND)**
**H NISHIOKA (Tokyo, JAPAN)**
**R PRIETO (Madrid, SPAIN)**
**G REUTER (Liège, BELGIUM)**
**H SCHROEDER, (Greifswald, GERMANY)**
**A SZATHMARI (Lyon, FRANCE)**
**D SCAVARDA (Marseille, FRANCE)**

**Local Organizing Committee :**
**T JACQUESSON**
**R MANET**
**E SIMON**

**Lab staff :**
**V NIRDE**
**S BOUCHEZ**
**S AIT CHALAL**

**Nurse volunteer:**
**N LOZAC'HMEUR**

**Dear friends and colleagues,**

**It is my great pleasure to invite you, both participants and faculties, for the third EANS - SFNC Masterclass and Hands-On Course focused on Pituitary Tumors. The course will take place in the modern facilities either of the University Campus and the Neurological Hospital of Lyon, France.**

**This course is intended for younger neurosurgeons, dealing with the basic and fundamental principles of operative procedures (endoscopes, microscopes etc), and endocrine management of such tumors.**

**Our goal is to teach the modern management of Pituitary Adenomas or Craniopharyngiomas which represent an over-speciality in Neurosurgery, nowadays.**

**Theoretical background will be provided in separate lectures by our distinguished faculty, prestigious European pituitary surgeons.**

**Lyon is a pleasant city to live in and to visit. It has a rich history, numerous museums and a well-known history of culinary school.**

**I am sure that you will have enough opportunities during the course to feel the Lyon hospitality.**

**I am looking forward to meeting you all in Lyon!**

**Emmanuel JOUANNEAU, MD, PhD**
**Course Director**

# Scientific Programme

| April, Wednesday 1 2026 | |
|---|---|
| 10.00 am | **Registration & Welcome**<br>***E JOUANNEAU***<br>***AnatomicalLaboratory*** |
| 10.20 – 11.00 | ***- Lecture - Pituitary Surgery History***<br>***E JOUANNEAU: 15'***<br>***- Lecture-*** **Anatomy of Sellar and Parasellar locations**<br>***T JACQUESSON : Basis surgical anatomy 15'*** |
| 11.00 – 1.00 pm | ***Lectures*** **- Pituitary surgery 15'**<br>**- Sellar and Pituitary Surgery (macroadenoma)**<br>***H DUFOUR: tips and tricks***<br>**- Sellar and Pituitary Surgery (microadenoma)**<br>***B BAUSSART : the example of cushing surgical management***<br>**- Suprasellar Extended Approaches**<br>***L CAVALLO***<br>**- Others extended Approaches**<br>***D MAZZATENTA : parasellar, endonasal***<br>**E JOUANNEAU: Transorbital**<br>**- Giant Adenomas**<br>**M MESSERER: EANS Guidelines**<br>**H NISHIOKA : combined approaches** |
| 1.00 - 2.00 pm | **Lunch** |
| 2.00 - 6.00 pm | **Laboratory Training - endonasal approaches** |

| April, Thursday 2 2026 | |
|---|---|
| **8.00 - 10.30 am** | **Live surgery: Pituitary cases**<br>**E JOUANNEAU - R MANET** |
| **10.30 – 1.00 pm** | **Lectures**<br><br>**- Update on management of PitNets**<br>**G RAVEROT, C SERGEANT 45'**<br>**- Radiotherapy and radiosurgery for PitNets**<br>**L FEUVRET - E SIMON 20'**<br>**- Peculiarities of Pediatric Cases**<br>**A SZATHMARI - D SCAVARDA 20'**<br>**- Cases discussion**<br>**R MANET: ALL PARTICIPANTS 30'** |
| **1.00 - 2.00 pm** | **Lunch** |
| **2.00 - 6.00 pm** | **Laboratory training - Endonasal - transorbital approaches** |

| April, Friday 3 2026 | |
|---|---|
| **8.00 - 09.30 am** | **Pituitary Adenomas - Craniopharyngiomas video**<br>***E JOUANNEAU, R MANET*** |
| **10.00 – 1.00 pm** | **Updates on Craniopharyngiomas**<br><br>- **Endocrinological management**<br>***C SERGEANT, G RAVEROT***<br>- **Imaging Diagnosis and classification**<br>***M MESSERER***<br>- **Surgery:**<br>• **Nasal indications**<br>***L CAVALLO***<br>• **Cranial indications/Interhemispheric approach**<br>***H DUFOUR/ M BRUNEAU***<br>• **Intraventricular CPs management :**<br>***H SCHROEDER***<br><br>• **Pediatric specificities :**<br>***A SZATHMARI - D SCAVARDA***<br>• **Therapeutic Strategies in Adults:**<br>**Targeted Therapy, radiotherapy, surgery**<br>***L FEUVRET***<br>***E JOUANNEAU***<br><br>• **Cases discussion** |
| **1.00 - 2.00 pm** | **Lunch** |
| **2.00 - 5.00 pm** | Laboratory Training - **cranial approaches** |
| **5.00 pm** | Wrap-up |

## PRACTICAL INFORMATION

## VENUE

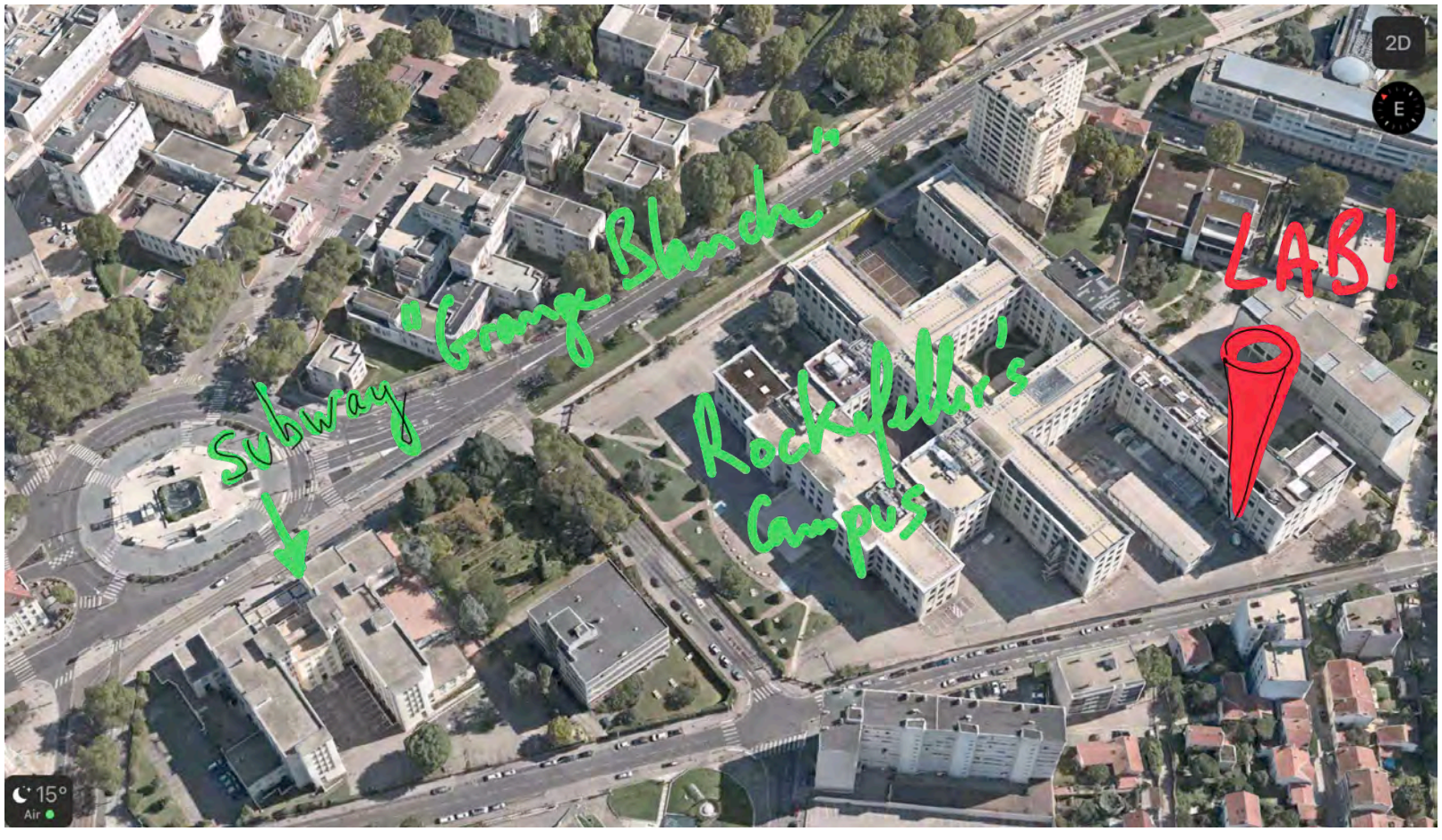


**All sessions will be held at the:**

**Département Universitaire d'Anatomie, Faculté de Médecine Lyon Est, 8 avenue Rockefeller, 69373 Lyon Cedex 08**

**Directions Metro ligne D «Grange-Blanche», then walk 5 min to the «Faculté de Médecine Lyon Est».**

**The anatomic lab is on 1st floor, at the far end of the corridor on the right. The course will be signposted from the main entrance of the university.**

## PRACTICAL INFORMATION

**natalie.ruxton@mcocongres.com**

**The on-site staff can be reach using mails:**
**secretariat.laboratoire-anatomie@univ-lyon1.fr**
**emmanuel.jouanneau@chu-lyon.fr**
**Emergency number in France: 112**

- **1100 euros per student (10% discount for EANS candidates)**

- **Included in fees: on site coffee breaks, Lunches (university cafetaria)**

- **Excluded from fees: travels and accommodations (proposals are made on the website)**

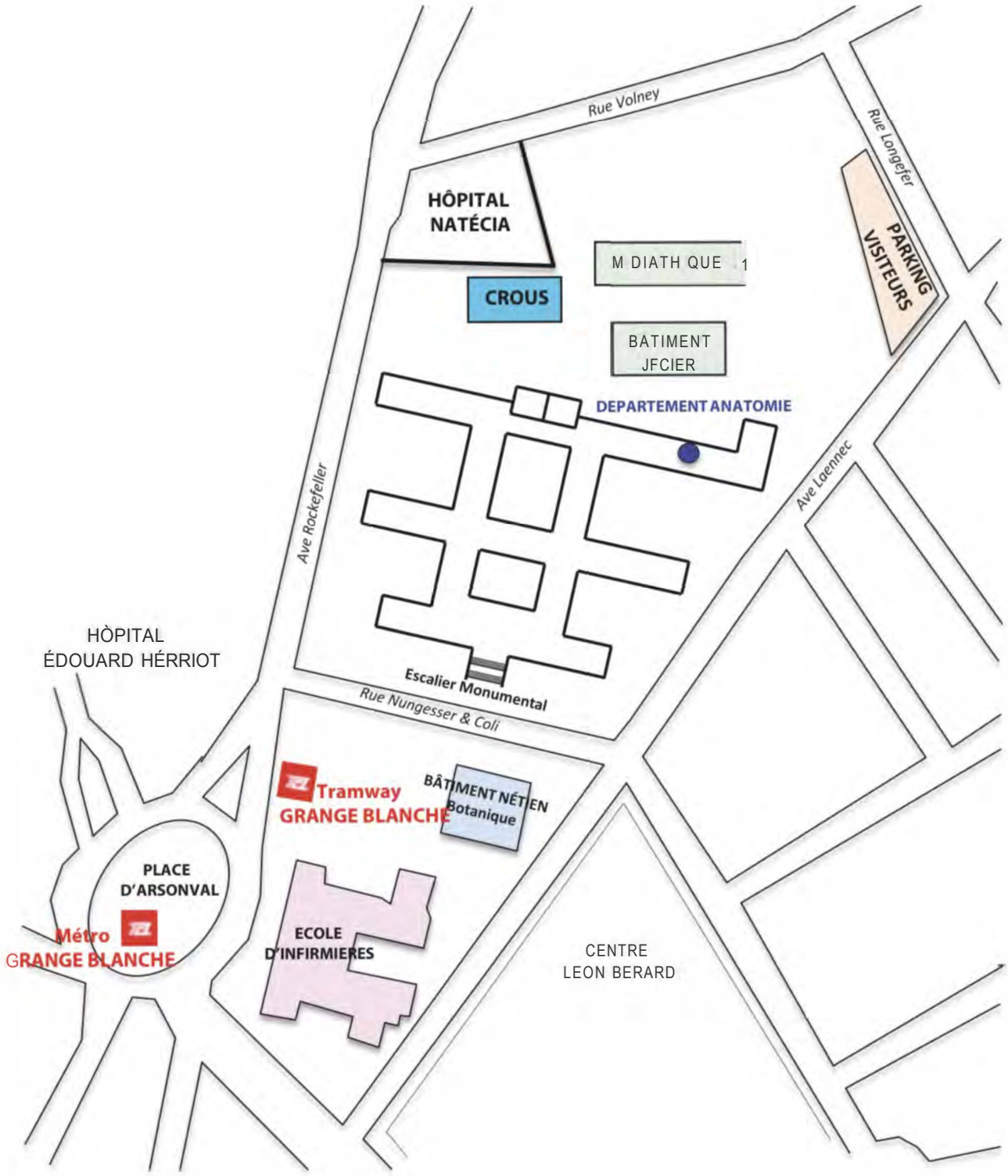
Rue Volney
Rue Longefer
HÔPITAL
NATÉCIA
M DIATH QUE 1
CROUS
PARKING
VISITEURS
BATIMENT
JFCIER
DEPARTEMENT ANATOMIE
Ave Rockefeller
Ave Laennec
HÒPITAL
ÉDOUARD HÉRRIOT
Escalier Monumental
Rue Nungesser & Coli
Tramway
GRANGE BLANCHE
BÂTIMENT NÉTIEN
Botanique
PLACE
D'ARSONVAL
Métro
GRANGE BLANCHE
ECOLE
D'INFIRMIERES
CENTRE
LEON BERARD

**We acknowledge the support of :**

**Integra**

**Baxter**

**Stryker**

**Arthrex**

**Climdal U**

**Medtronic**

Baxter

INTEGRA

stryker

Arthrex®

HELPING SURGEONS TREAT THEIR PATIENTS BETTER™