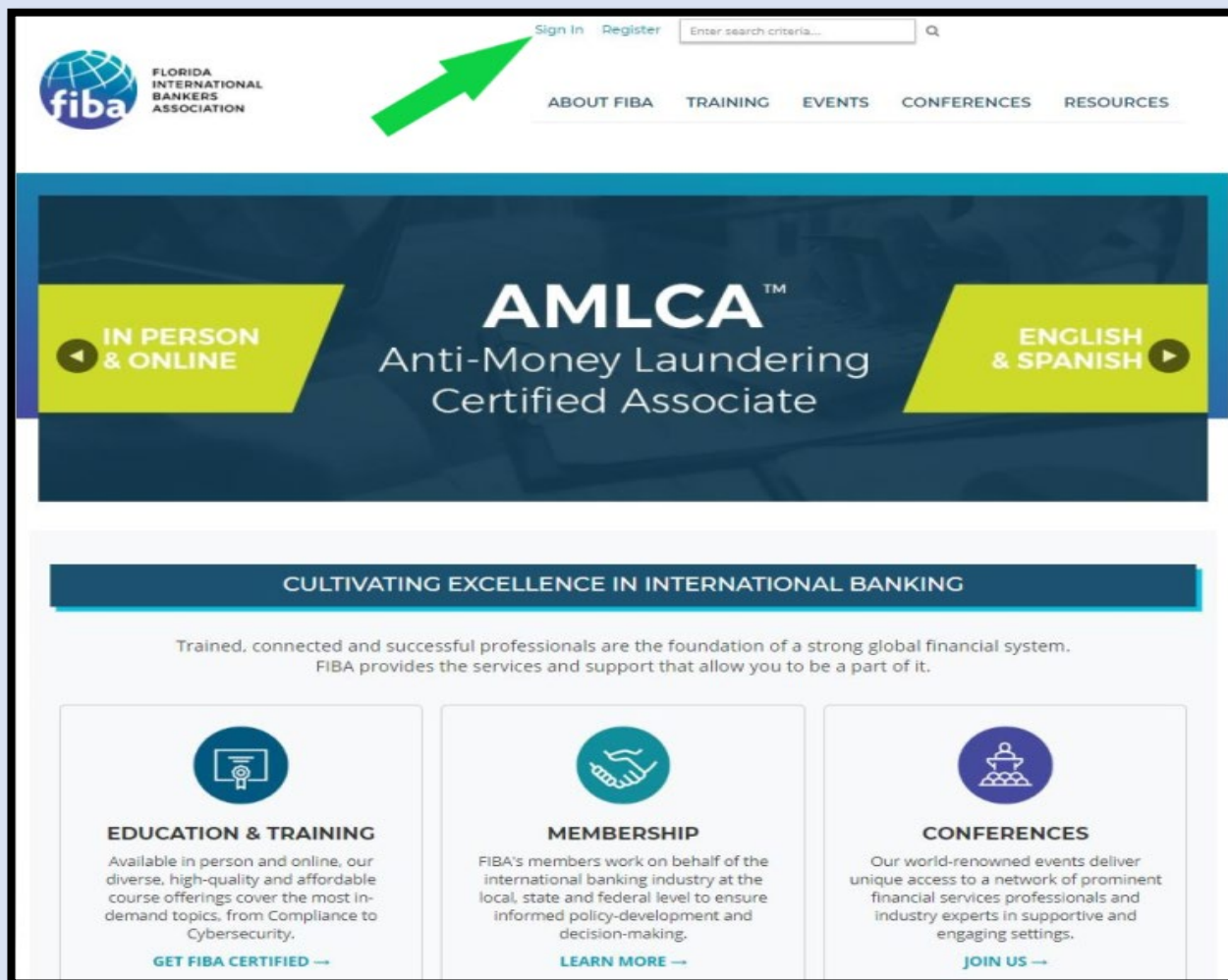
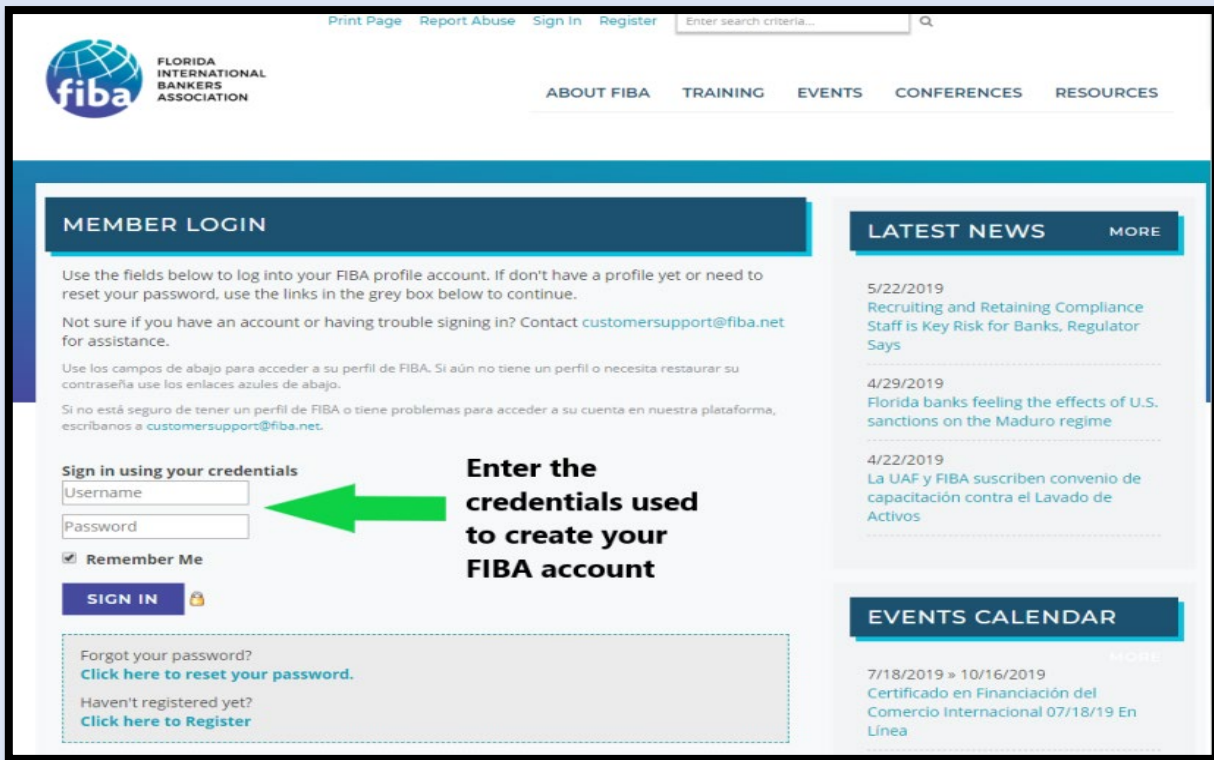


# GUIDE TO ADD A SECOND OPPORTUNITY TO TAKE THE FINAL EXAMINATION

1. Go to [www.fiba.net](http://www.fiba.net) and click on “Sign In”
2. Log into your FIBA account



3. Enter the credentials that you created, and click on **“Sign In”**



The screenshot shows the FIBA Member Login page. At the top, there is a navigation bar with links: Print Page, Report Abuse, Sign In, Register, and a search bar. Below this is a header with the FIBA logo and the text "FLORIDA INTERNATIONAL BANKERS ASSOCIATION". The main content area has a "MEMBER LOGIN" section with instructions and a login form. A green arrow points to the "Username" and "Password" fields. To the right, there is a "LATEST NEWS" section with three news items and an "EVENTS CALENDAR" section with one event.

**MEMBER LOGIN**

Use the fields below to log into your FIBA profile account. If don't have a profile yet or need to reset your password, use the links in the grey box below to continue.

Not sure if you have an account or having trouble signing in? Contact [customersupport@fiba.net](mailto:customersupport@fiba.net) for assistance.

Use los campos de abajo para acceder a su perfil de FIBA. Si aún no tiene un perfil o necesita restaurar su contraseña use los enlaces azules de abajo.

Si no está seguro de tener un perfil de FIBA o tiene problemas para acceder a su cuenta en nuestra plataforma, escribanos a [customersupport@fiba.net](mailto:customersupport@fiba.net).

**Sign in using your credentials**

Username

Password

☒ Remember Me

**SIGN IN**

Forgot your password?  
[Click here to reset your password.](#)

Haven't registered yet?  
[Click here to Register](#)

**Enter the credentials used to create your FIBA account**

**LATEST NEWS**

5/22/2019  
[Recruiting and Retaining Compliance Staff is Key Risk for Banks, Regulator Says](#)

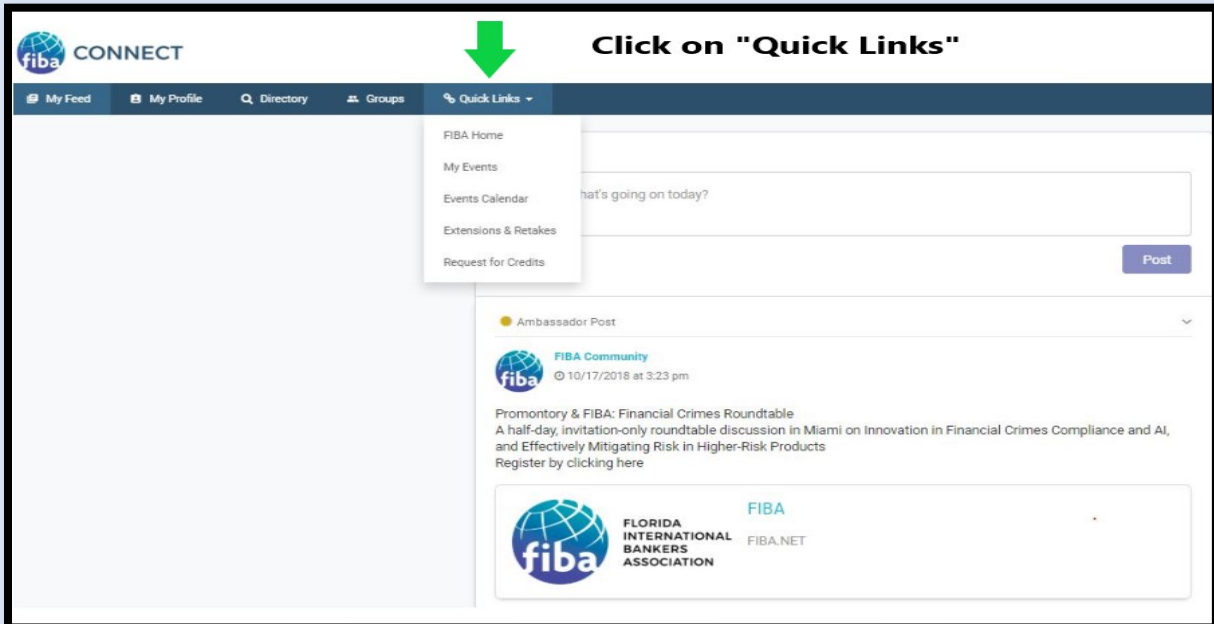
4/29/2019  
[Florida banks feeling the effects of U.S. sanctions on the Maduro regime](#)

4/22/2019  
[La UAF y FIBA suscriben convenio de capacitación contra el Lavado de Activos](#)

**EVENTS CALENDAR**

7/18/2019 » 10/16/2019  
[Certificado en Financiación del Comercio Internacional 07/18/19 En Línea](#)

4. Once inside the portal, click on **“Quick Links”**



The screenshot shows the FIBA CONNECT portal. At the top, there is a navigation bar with links: My Feed, My Profile, Directory, Groups, and Quick Links. A green arrow points to the "Quick Links" dropdown menu. The dropdown menu lists: FIBA Home, My Events, Events Calendar, Extensions & Retakes, and Request for Credits. Below the dropdown menu, there is a "Post" button and a section for "Ambassador Post" with a post from FIBA Community dated 10/17/2018 at 3:23 pm. The post title is "Promontory & FIBA: Financial Crimes Roundtable" and the content is "A half-day, invitation-only roundtable discussion in Miami on Innovation in Financial Crimes Compliance and AI, and Effectively Mitigating Risk in Higher-Risk Products. Register by clicking here". At the bottom, there is a footer with the FIBA logo and the text "FLORIDA INTERNATIONAL BANKERS ASSOCIATION" and "FIBA.NET".

**CONNECT**

My Feed My Profile Directory Groups **Quick Links**

FIBA Home  
My Events  
Events Calendar  
Extensions & Retakes  
Request for Credits

**Click on "Quick Links"**

What's going on today?

**Post**

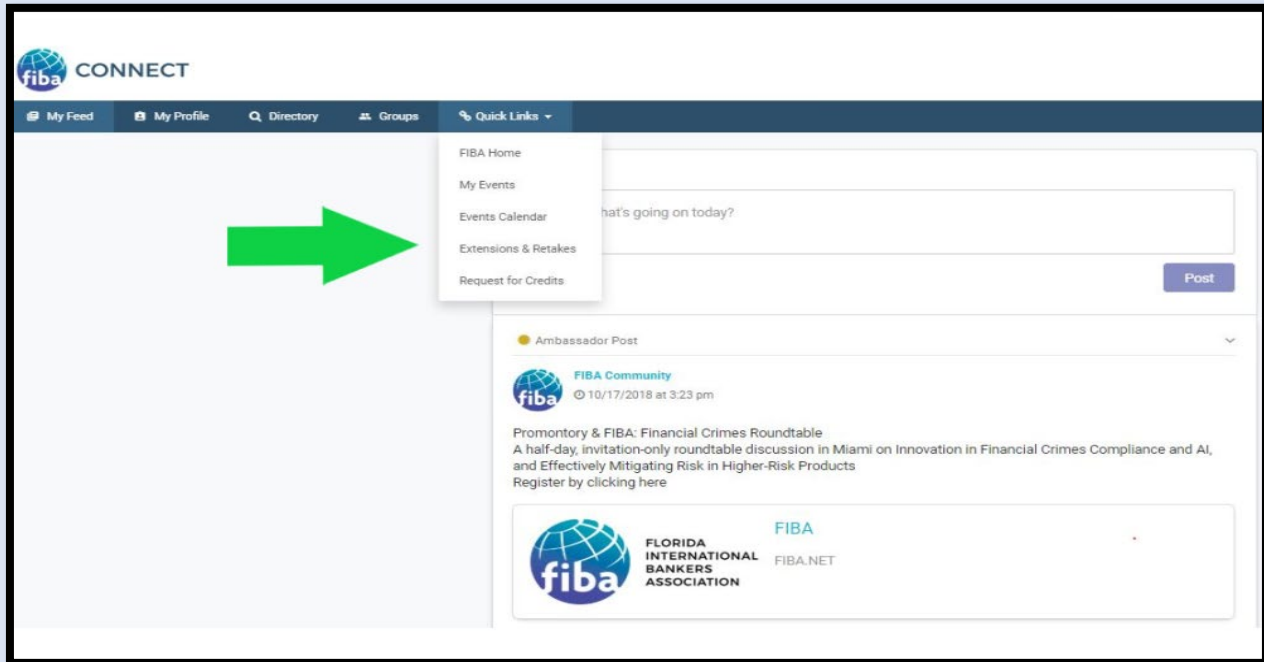
**Ambassador Post**

**FIBA Community**  
10/17/2018 at 3:23 pm

**Promontory & FIBA: Financial Crimes Roundtable**  
A half-day, invitation-only roundtable discussion in Miami on Innovation in Financial Crimes Compliance and AI, and Effectively Mitigating Risk in Higher-Risk Products  
Register by clicking here

**fiba** **FLORIDA INTERNATIONAL BANKERS ASSOCIATION** **FIBA** **FIBA.NET**

5. Click on **“Extensions & Retakes”** from the drop-down menu.



6. Fill out the required information and click **“Submit”**

The screenshot shows the 'EXTENSIONS & RETAKES' form on the FIBA website. The form is titled 'EXTENSIONS & RETAKES' and includes a link to 'Edit This Page'. The form fields are as follows:

Field	Required
First Name	*
Last Name	*
Email Address	*
Organization	*
Address Line 1	*
Address Line 2	
City	*
Location	*
Country	*

A blue 'SUBMIT' button is located at the bottom left of the form.

7. Fill out the form with your personal information and go to the next step

**CHECKOUT (STEP 1 OF 2)**

Main Storefront Cart (1)

Please enter your address and billing information in the form below.

**RECIPIENT INFORMATION**

First Name:\*

Middle Name:

Last Name:\*

Suffix:

Organization:

Address:\*  Address is valid, but changes are suggested to ensure accuracy.

City/Town:

Country:\*

State:

Postal Code:\*

Home Phone:

Business Phone:

Mobile Phone:

Email Address:\*

Confirm Email Address:\*

**SSL SECURED**  
THIS SITE SECURED BY SSL ENCRYPTION

**If no postal code, fill the box with 0000**

8. Complete the payment method form and click on the final **“Proceed to Confirmation”**

**PAYMENT INFORMATION**

Total Amount: \$199.00

Promo Code:

Payment Type:

- ☐ Bill Me
- ☐ Check/Money Order
- ☐ ACH/E-Check
- ☒ Credit Card

Card Type:\*

Card Number:\*

Card CVV Number:\*  (What is this?)

Exp. Date:\*  /  (mm/yyyy)

☐ Check here if the billing address is the same as the recipient's address

Name on Card:\*

Organization:

Address:\*

City/Town:

Country:\*

Location:

Postal Code:\*

Phone:\*

PO:  Only Alphanumeric Characters Allowed

**Type of card**

**Card number**

**3 digit CVC, usually on the back of the card**

**If you do not have a postal code fill this box with 0000**

6/4/2019  
Correspondent Banking 06/04/19  
Miami

6/5/2019 » 6/6/2019  
CPAML 06/05/2019 México - SOLD OUT

6/11/2019 » 6/12/2019  
AMLCA Mercado de Valores  
06/11/2019 Panamá

**ONLINE SURVEYS**

Which topics interests you the most?