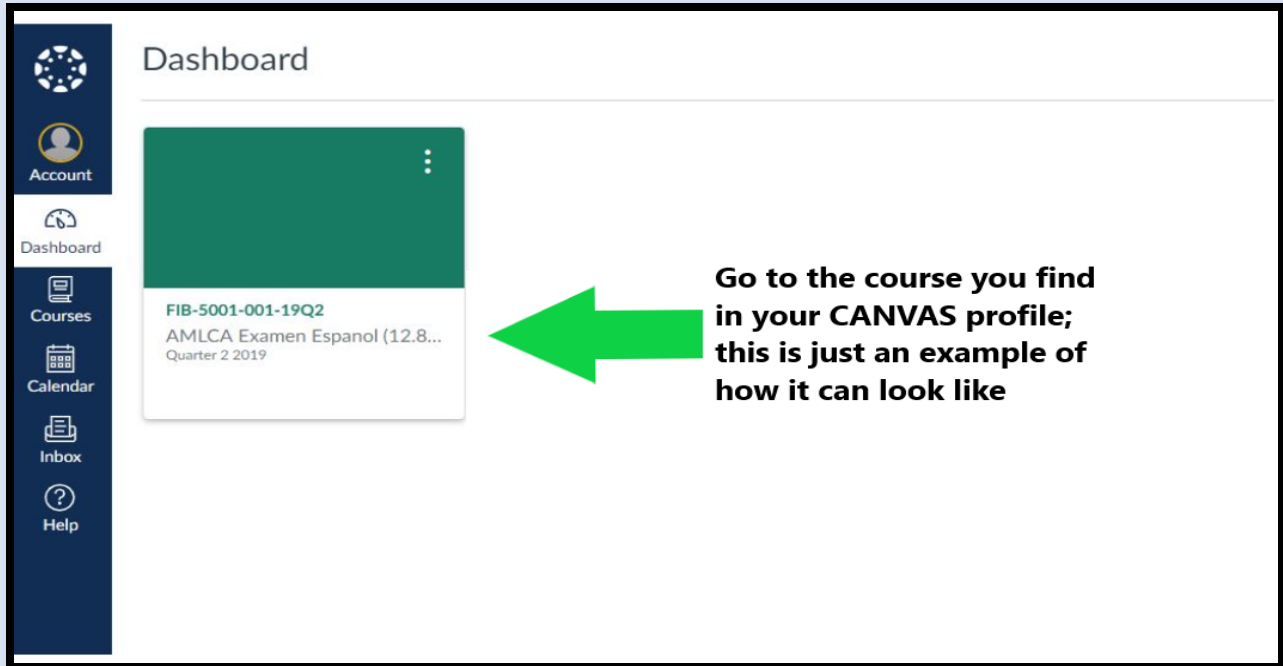


GUIDE ON HOW TO DOWNLOAD “RESPONDUS LOCKDOWN BROWSER” AND TAKE THE FINAL EXAM

1. Go to <https://cpe.instructure.com/>
2. Once logged into your account, click on your course and/or link that will take you to the options where you can take the final exam



Dashboard

Account

Dashboard

Courses

Calendar

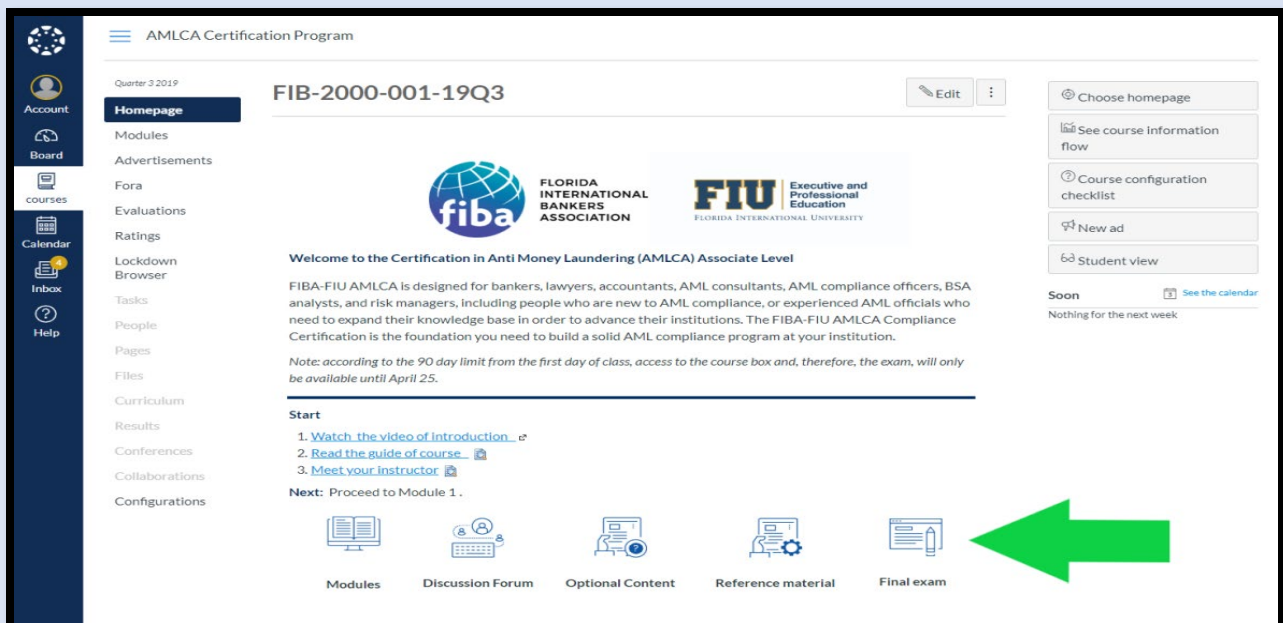
Inbox

Help

FIB-5001-001-19Q2
AMLCA Examen Espanol (12.8...
Quarter 2 2019

Go to the course you find in your CANVAS profile; this is just an example of how it can look like

3. Click on the icon “Final Exam”



AMLCA Certification Program

Quarter 3 2019

FIB-2000-001-19Q3

Edit

Choose homepage

See course information flow

Course configuration checklist

New ad

Student view

Soon See the calendar

Nothing for the next week

Welcome to the Certification in Anti Money Laundering (AMLCA) Associate Level

FIBA-FIU AMLCA is designed for bankers, lawyers, accountants, AML consultants, AML compliance officers, BSA analysts, and risk managers, including people who are new to AML compliance, or experienced AML officials who need to expand their knowledge base in order to advance their institutions. The FIBA-FIU AMLCA Compliance Certification is the foundation you need to build a solid AML compliance program at your institution.

Note: according to the 90 day limit from the first day of class, access to the course box and, therefore, the exam, will only be available until April 25.

Start

1. Watch the video of Introduction
2. Read the guide of course
3. Meet your instructor

Next: Proceed to Module 1.

Modules

Discussion Forum

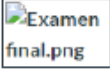
Optional Content

Reference material

Final exam

4. Read the instructions and scroll down, and find the option “**Start Exam**”

Instructions



Exam final.png

Contains:


- The AMLCA certification exam. This exam should be completed at the end of the course once all readings, video lectures, and practice quizzes have been completed.

Instructions:

- Please be aware that you must have the latest version of **Respondus Lockdown Browser software** to take this exam. Please visit the link below to download the latest version.
 - [For Windows users](#)
 - [For Mac users](#)

To update your current version (or check that you have the latest version) please use the steps below.

- Start Respondus Lockdown Browser.
- Select a **Continuing and Professional Education - Canvas** from the dropdown list.
- Click on the globe icon located at the top left corner.
- Click on "Check for updates"
- Click on "Get Update." Respondus Lockdown will now install the update automatically. The program will restart so that the changes can take effect.
- Restart your computer to finalize the installation process.



Academic Code of Conduct

If your score is 75 or greater

Congratulations! Your certificate will be available in the FIBA platform located in your profile in the next 30 days. The certificate will be available in the "Professional Development Folder."

If your score is 75 or less

We regret to inform you that you have failed the FIBA AMLCA Certification exam. Consequently, your final grade was below the 75% required to pass the course and receive the FIBA AMLCA designation.


However, you can make a second attempt at a cost of US \$200. If you decide to retake the final exam, we suggest you review all the reading material before you take your exam a second time. To resume the exam, you must register directly with FIBA and send your payment. As soon as FIBA receives your payment and registers you, we will send you an email with details to access the second attempt of your final exam. If you have any questions or wish to take the final examination of the FIBA AMLCA Certification, please do not hesitate to contact FIBA as soon as possible to follow up on your application. We are available via email (FibaTraining@fiba.net) or by phone (305) 579-0086. We await further communication from you.

Take the Quiz

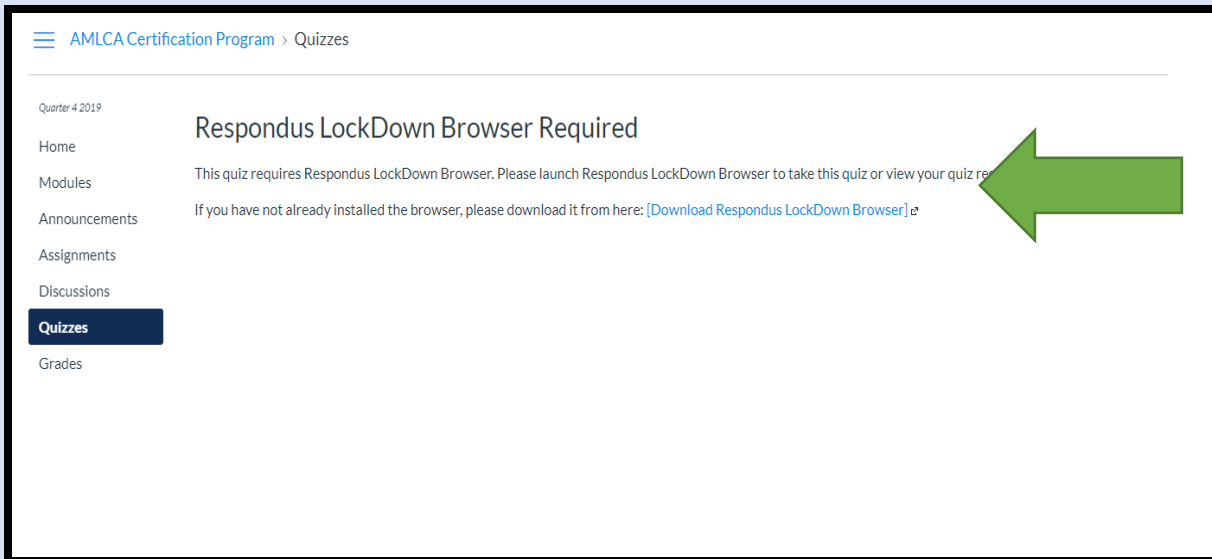
◀ Previous

Next ▶

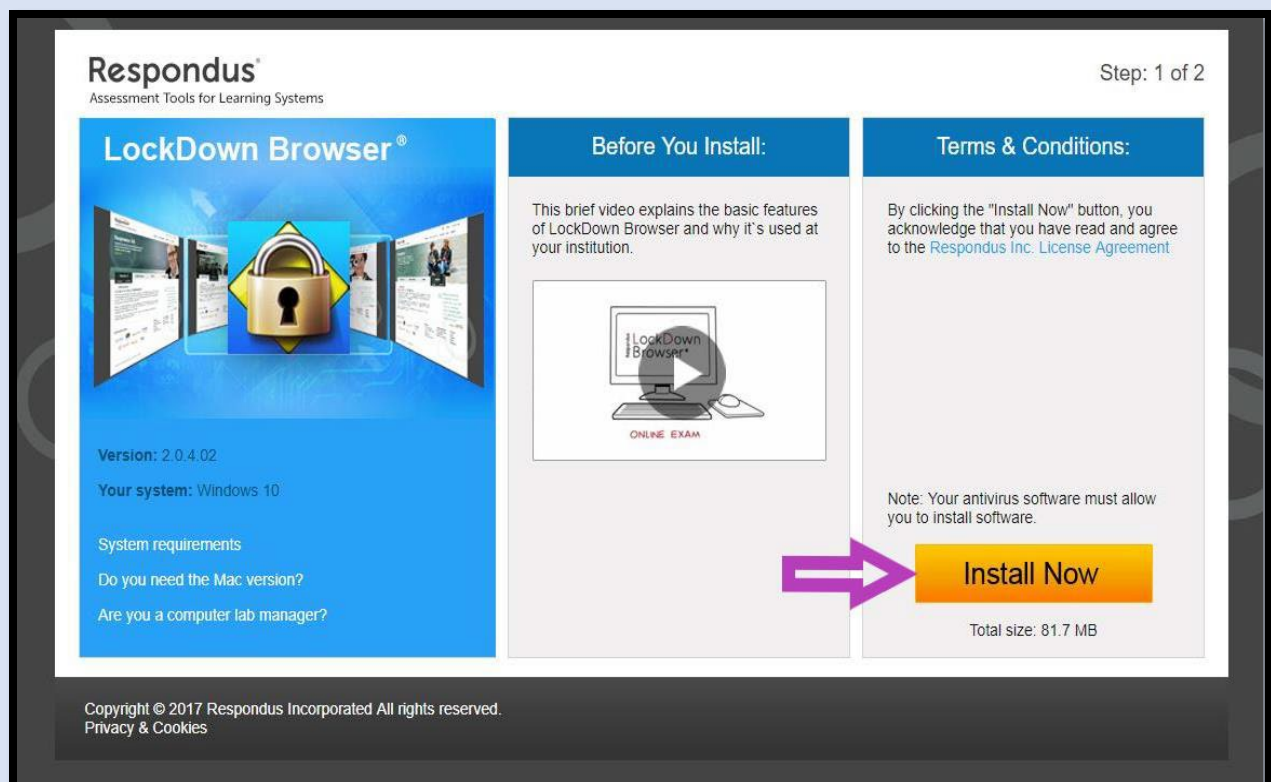
2 | Page



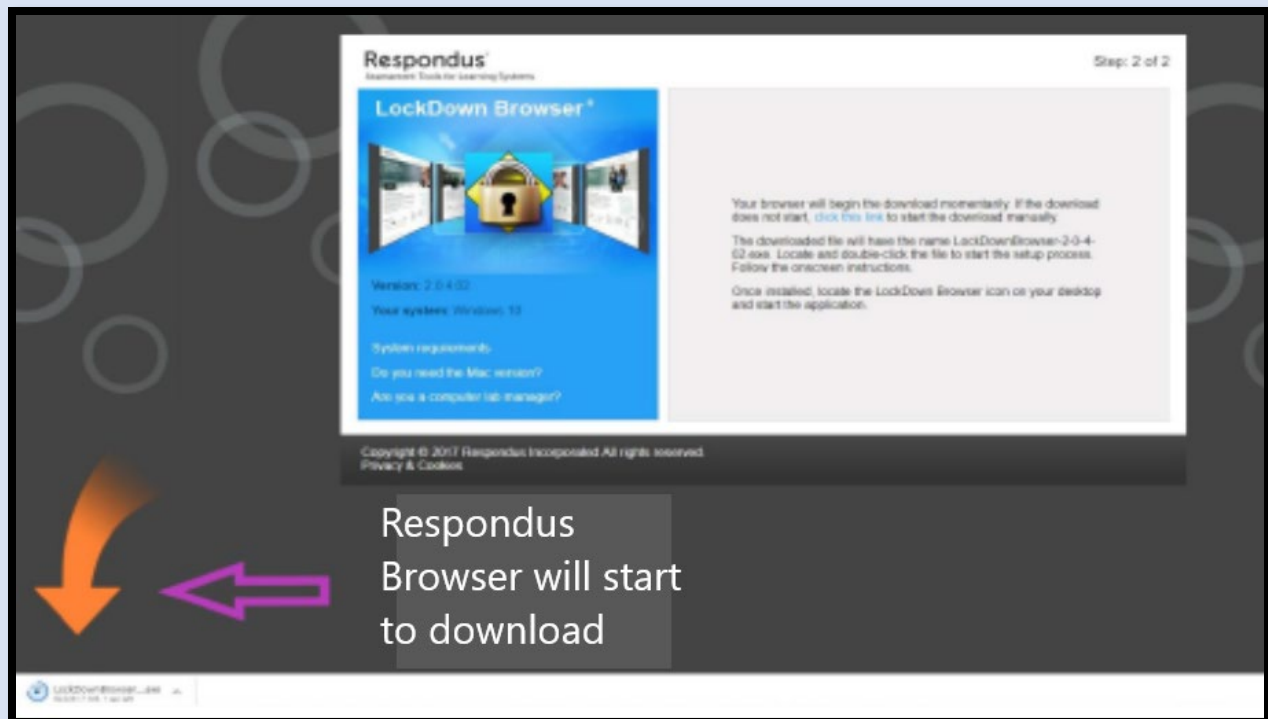
5. To initiate the download of Respondus Browser, click on the hyperlink the image below shows



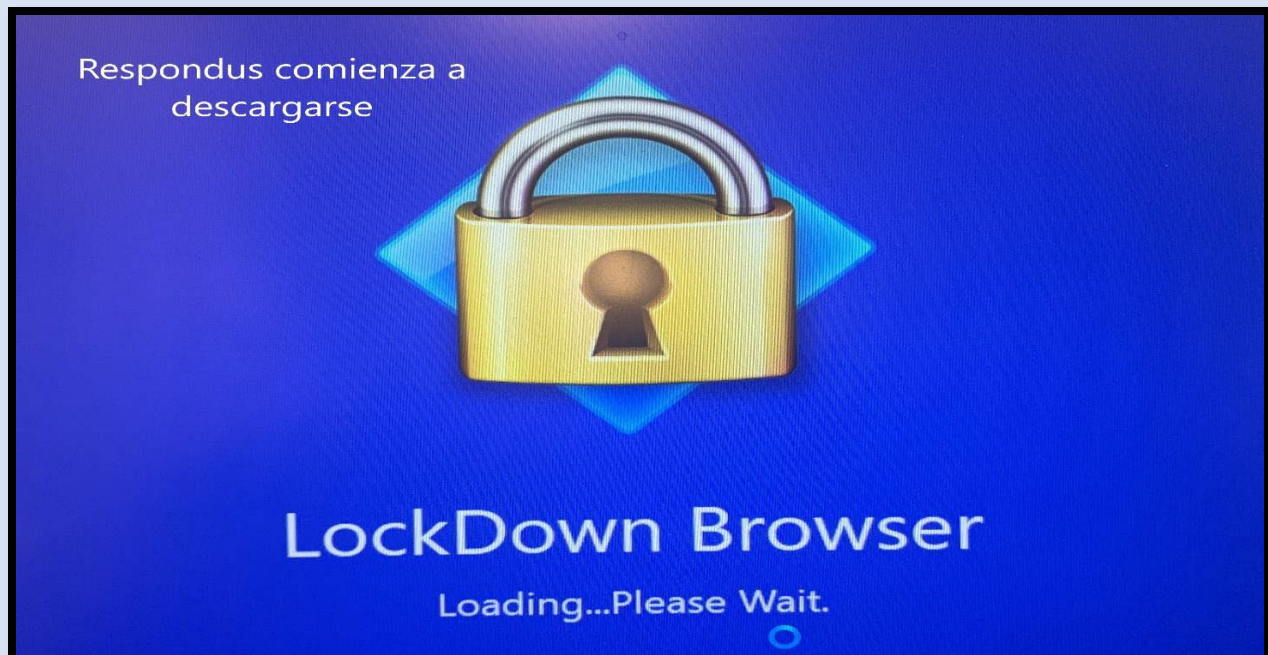
6. Click on “**Install Now**”



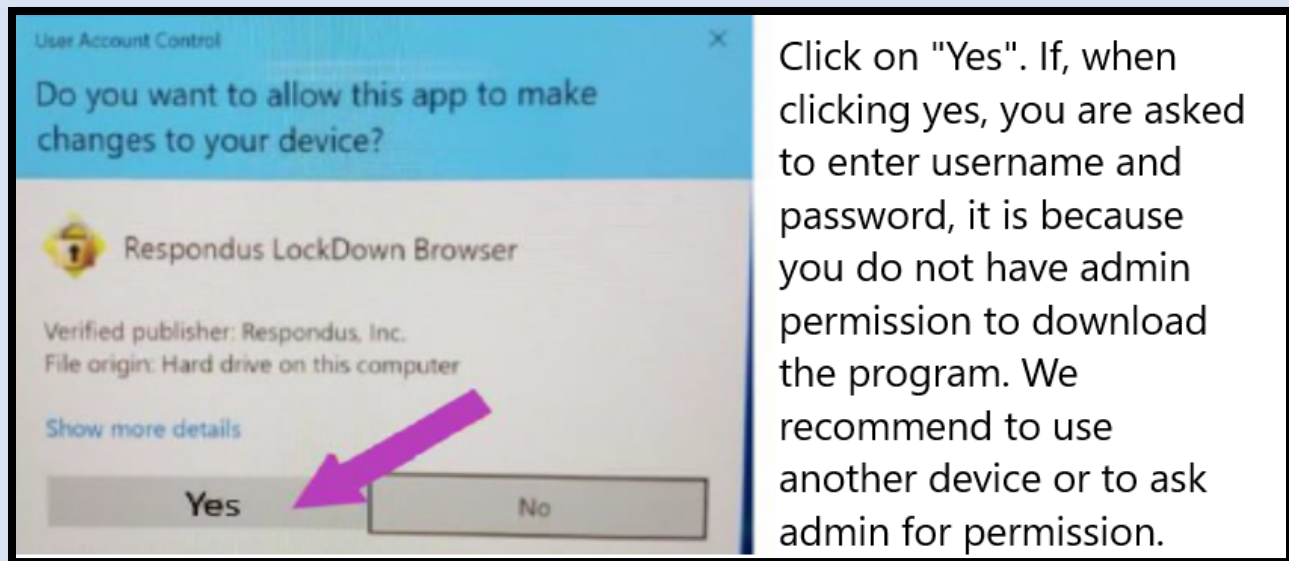
7. Respondus Lockdown Browser will start to be installed



8. Respondus Lockdown Browser will begin to startup

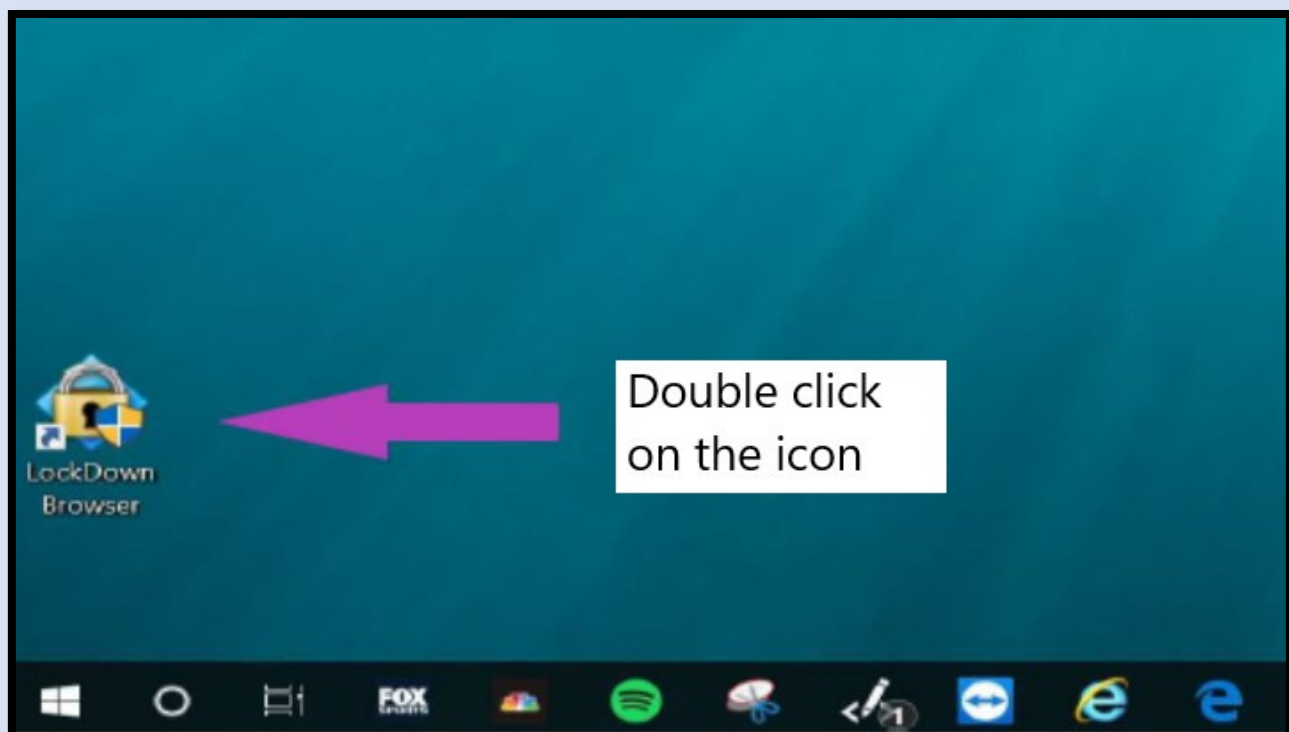


9. Allow Windows to make changes to device

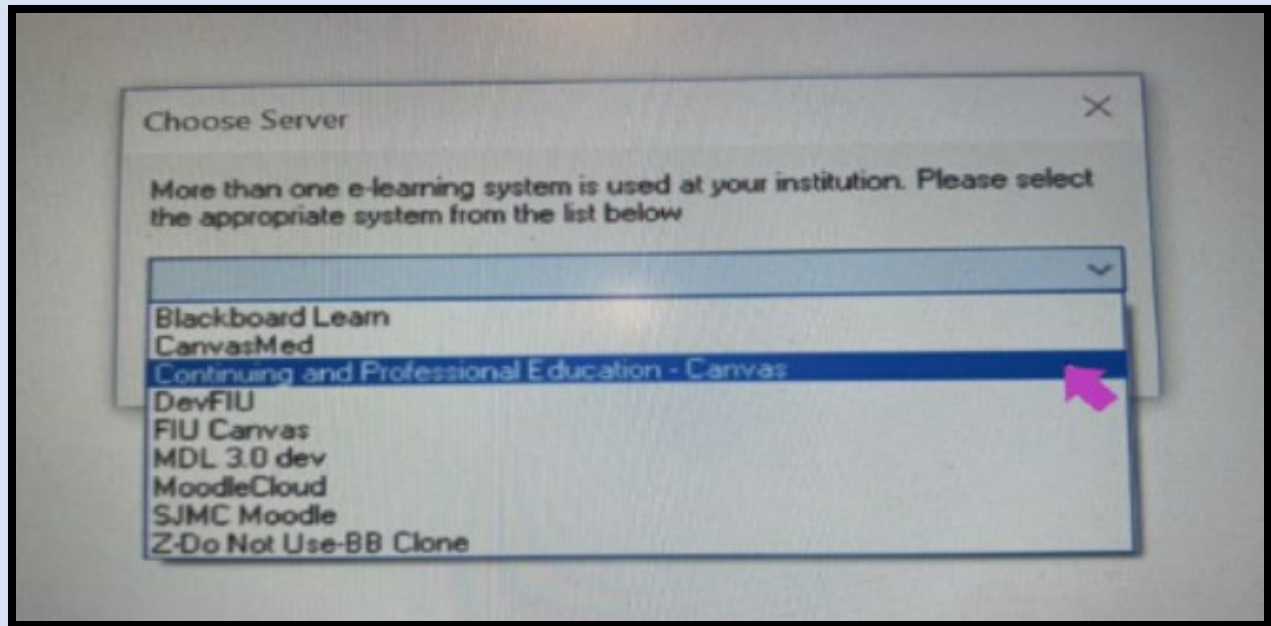


10. Follow the rest of the prompts to download the Program on your device

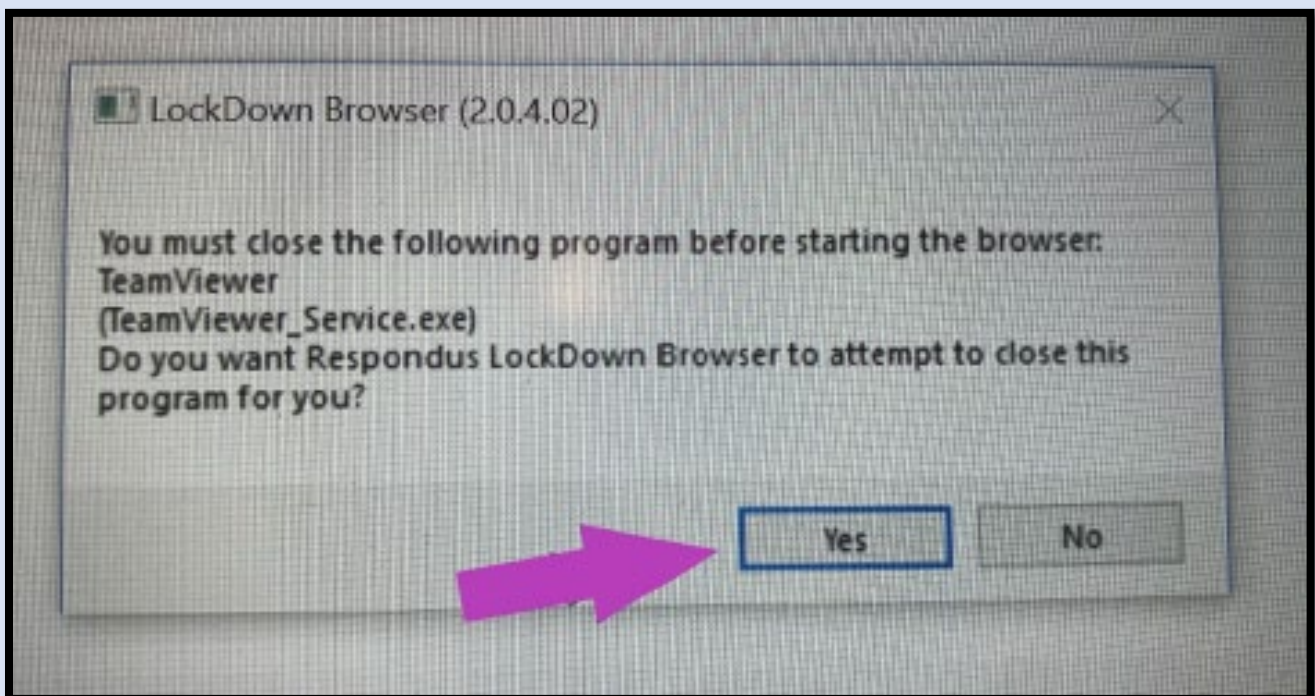
11. You will find the Lockdown Browser icon on the desktop of your device



12. Select from the list “**Continuing and Professional Education – Canvas**” and then click OK.



13. If you receive this notification, it means you have other programs running, and Respondus will close them to be able to run the Lockdown Browser. Click “**Yes**”



14. You will now see the login portal of CANVAS. Enter your credentials, and good luck on your exam!