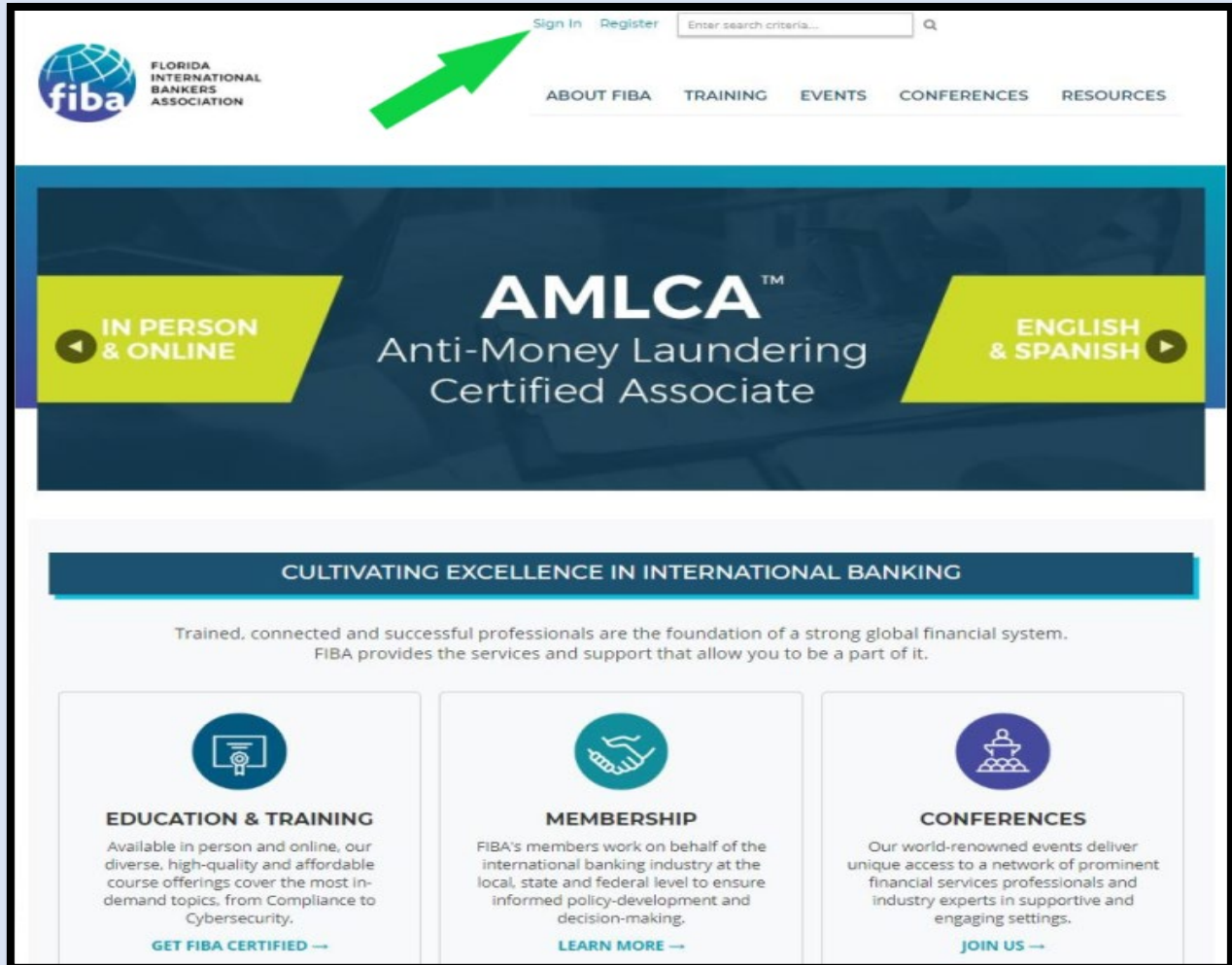
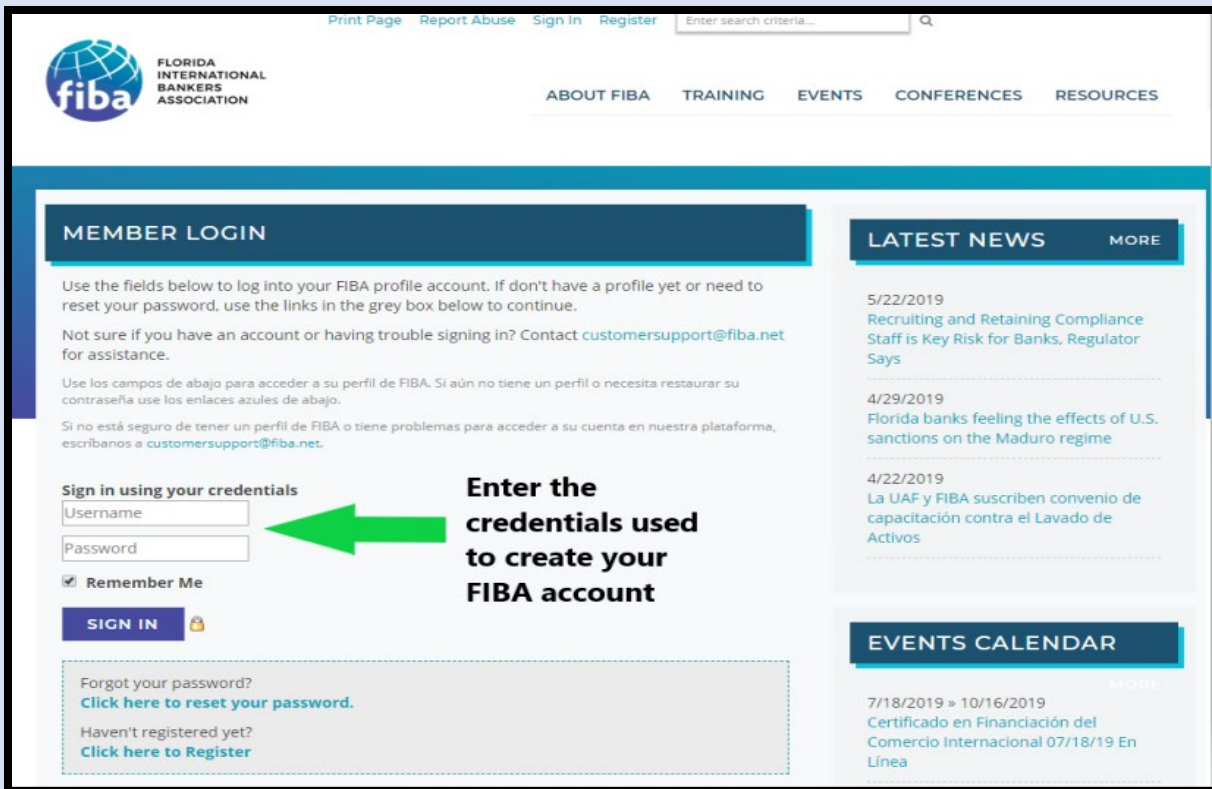


# GUIDE TO MAKE A PAYMENT ON THE FIBA PLATFORM

1. Go to [www.fiba.net](http://www.fiba.net) – once there, click on “Sign In”



## 2. Insert credentials that you created, and click on “Sign In”



The screenshot shows the FIBA Member Login page. At the top, there is a navigation bar with links: Print Page, Report Abuse, Sign in, Register, and a search bar. Below this is a header with the FIBA logo and the text "FLORIDA INTERNATIONAL BANKERS ASSOCIATION". The main content area has a "MEMBER LOGIN" section with instructions in English and Spanish. A green arrow points to the "Sign in using your credentials" section, which contains fields for Username and Password, a "Remember Me" checkbox, and a "SIGN IN" button. To the right of the login fields, there is a text overlay that says "Enter the credentials used to create your FIBA account". Further right, there is a "LATEST NEWS" section with three news items and an "EVENTS CALENDAR" section with one event listed.

**MEMBER LOGIN**

Use the fields below to log into your FIBA profile account. If don't have a profile yet or need to reset your password, use the links in the grey box below to continue.

Not sure if you have an account or having trouble signing in? Contact [customersupport@fiba.net](mailto:customersupport@fiba.net) for assistance.

Use los campos de abajo para acceder a su perfil de FIBA. Si aún no tiene un perfil o necesita restaurar su contraseña use los enlaces azules de abajo.

Si no está seguro de tener un perfil de FIBA o tiene problemas para acceder a su cuenta en nuestra plataforma, escribanos a [customersupport@fiba.net](mailto:customersupport@fiba.net).

**Sign in using your credentials**

Username

Password

☒ Remember Me

**SIGN IN**

Forgot your password?  
[Click here to reset your password.](#)

Haven't registered yet?  
[Click here to Register](#)

**Enter the credentials used to create your FIBA account**

**LATEST NEWS**

5/22/2019  
Recruiting and Retaining Compliance Staff is Key Risk for Banks, Regulator Says

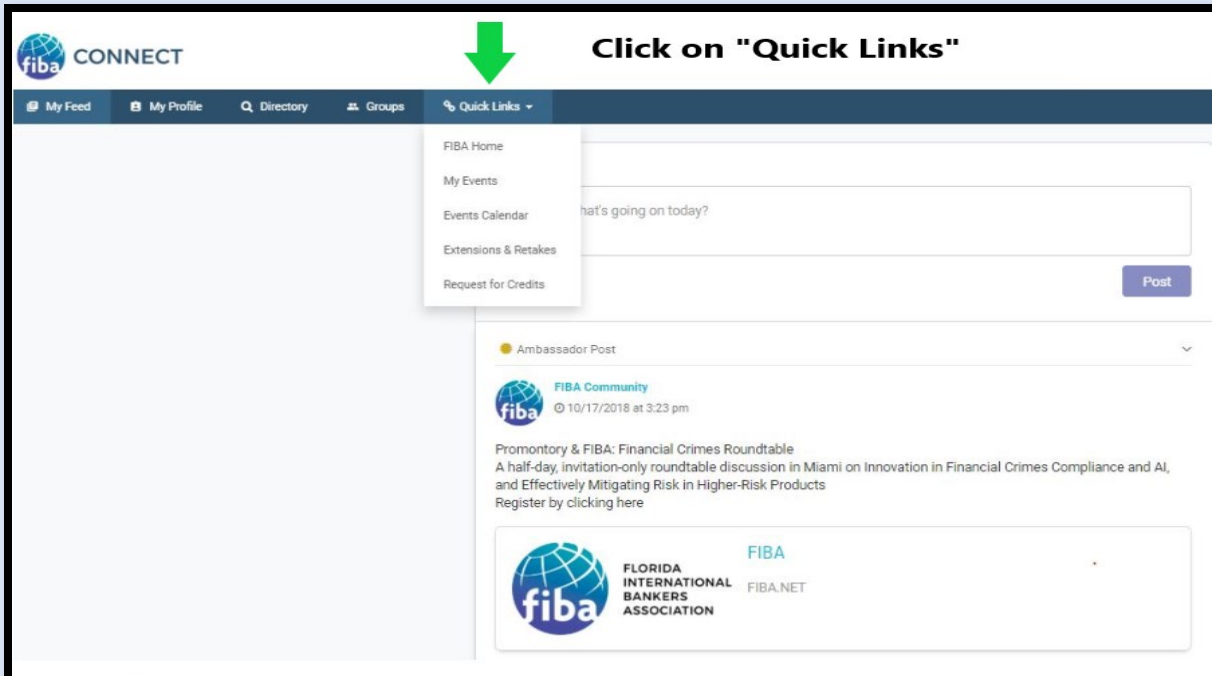
4/29/2019  
Florida banks feeling the effects of U.S. sanctions on the Maduro regime

4/22/2019  
La UAF y FIBA suscriben convenio de capacitación contra el Lavado de Activos

**EVENTS CALENDAR**

7/18/2019 » 10/16/2019  
Certificado en Financiación del Comercio Internacional 07/18/19 En Línea

## 3. Once inside the portal, click on “Quick Links”



The screenshot shows the FIBA CONNECT portal. At the top, there is a navigation bar with links: My Feed, My Profile, Directory, Groups, and Quick Links. A green arrow points to the "Quick Links" dropdown menu, which is open and shows options: FIBA Home, My Events, Events Calendar, Extensions & Retakes, and Request for Credits. Below the navigation bar, there is a "What's going on today?" section with a "Post" button. Further down, there is an "Ambassador Post" section with a post from "FIBA Community" dated 10/17/2018 at 3:23 pm. The post title is "Promontory & FIBA: Financial Crimes Roundtable" and the content describes a half-day, invitation-only roundtable discussion in Miami on Innovation in Financial Crimes Compliance and AI, and Effectively Mitigating Risk in Higher-Risk Products. The post includes a registration link and a logo for FIBA (Florida International Bankers Association).

**CONNECT**

My Feed My Profile Directory Groups **Quick Links**

FIBA Home  
My Events  
Events Calendar  
Extensions & Retakes  
Request for Credits

What's going on today?

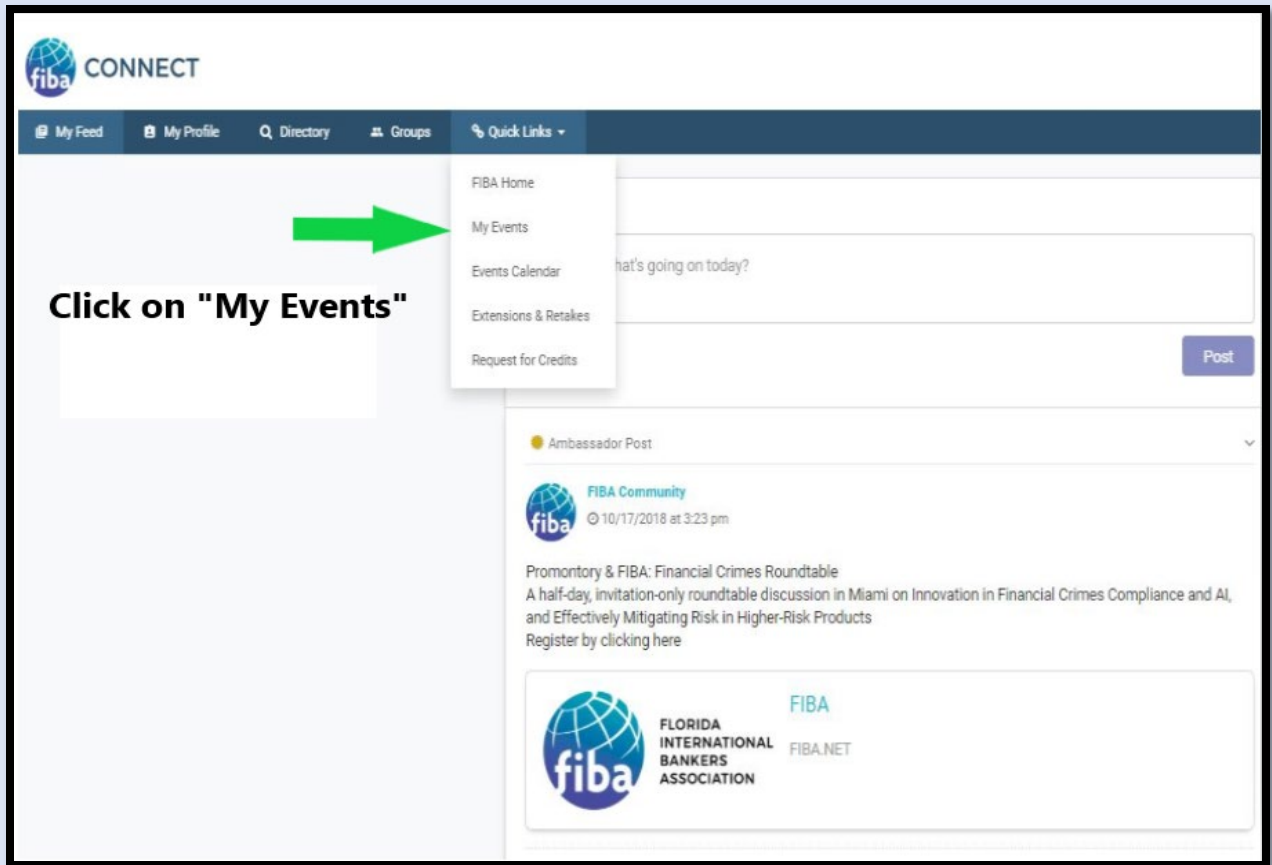
**Ambassador Post**

**FIBA Community**  
10/17/2018 at 3:23 pm

Promontory & FIBA: Financial Crimes Roundtable  
A half-day, invitation-only roundtable discussion in Miami on Innovation in Financial Crimes Compliance and AI, and Effectively Mitigating Risk in Higher-Risk Products  
Register by clicking here

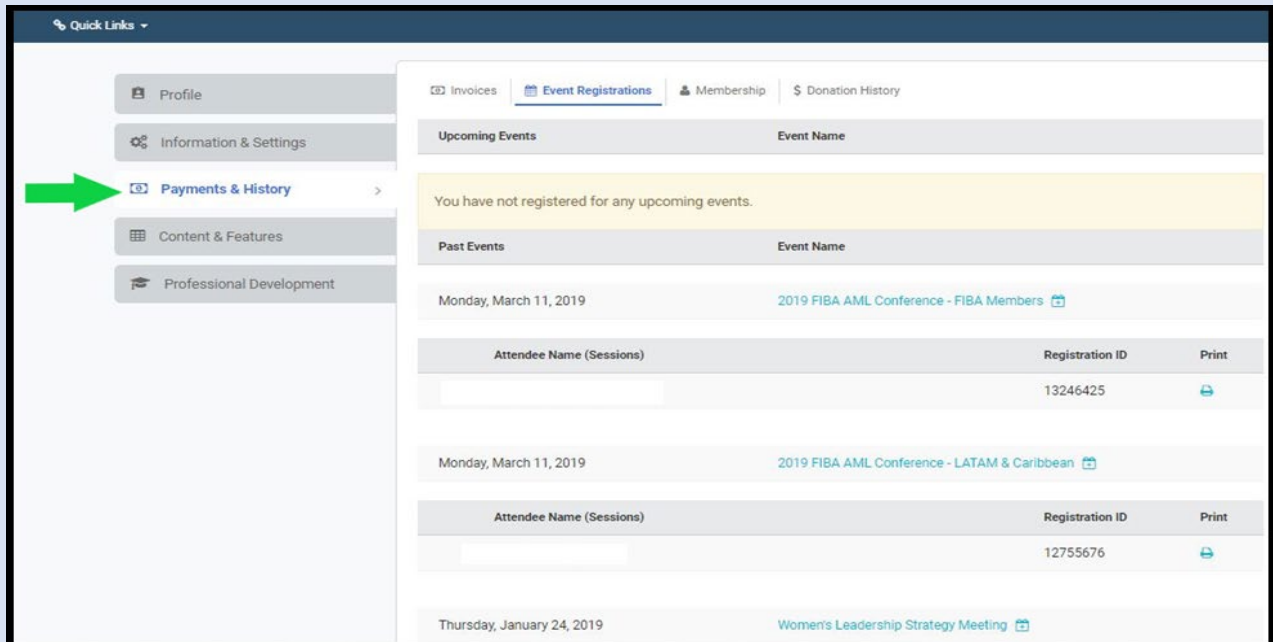
**fiba** FLORIDA INTERNATIONAL BANKERS ASSOCIATION FIBA FIBA.NET

4. In the drop-down menu under “Quick Links” go to “My Events”



The screenshot shows the FIBA CONNECT website interface. At the top, there is a navigation bar with links: My Feed, My Profile, Directory, Groups, and Quick Links. A green arrow points to the 'Quick Links' dropdown menu, which is open and shows options: FIBA Home, My Events, Events Calendar, Extensions & Retakes, and Request for Credits. A text box on the left says 'Click on "My Events"'. Below the dropdown, there is a post from the FIBA Community dated 10/17/2018 at 3:23 pm, titled 'Promontory & FIBA: Financial Crimes Roundtable'. The post describes a half-day, invitation-only roundtable discussion in Miami on Innovation in Financial Crimes Compliance and AI, and Effectively Mitigating Risk in Higher-Risk Products. It includes a registration link and logos for FIBA, Florida International Bankers Association, and FIBA.NET.

5. Click on the tab “Payments & History”



The screenshot shows the FIBA CONNECT website interface with the 'Payments & History' tab selected in the left sidebar. The sidebar contains links: Profile, Information & Settings, Payments & History (highlighted with a green arrow), Content & Features, and Professional Development. The main content area shows the 'Event Registrations' tab selected, displaying a list of upcoming events. A message states: 'You have not registered for any upcoming events.' Below this, there are two tables of past events. The first table lists the '2019 FIBA AML Conference - FIBA Members' on Monday, March 11, 2019, with a registration ID of 13246425. The second table lists the '2019 FIBA AML Conference - LATAM & Caribbean' on Monday, March 11, 2019, with a registration ID of 12755676. Both tables include columns for Attendee Name (Sessions), Registration ID, and Print. A third event, 'Women's Leadership Strategy Meeting' on Thursday, January 24, 2019, is partially visible at the bottom.

6. Click on “**Invoices**” tab and click on the credit card icon to make the payment, or the dollar icon to just generate the invoice


Quick Links ▾

- Profile
- Information & Settings
- Payments & History**
- Content & Features
- Professional Development

**Invoices** | Event Registrations | Membership | \$ Donation History

Filter by status: Open ▾

Store & Events

	Order Date	Status	Name on Invoice	Invoice Type	Total	Balance
	4/8/2019	Open		Event Registration	\$1,395.00	\$1,395.00

**Pay Selected Invoices**

**Click here to print/save the invoice**

**Click here to make the payment for the invoice**

7. Select your preferred payment method and enter the information required in the empty boxes

Quick Links ▾

- Profile
- Information & Settings
- Payments & History**
- Content & Features
- Professional Development

**Invoices** | Event Registrations | Membership | \$ Donation History

[View Invoice/Receipt](#)

Invoice Information

Invoice Number	Customer Name
Invoice Date	4/8/2019 6:01:12 PM
Invoice Amount	\$1,395.00
Balance Due	\$1,395.00

**SSL SECURED**  
THIS SITE SECURED BY SSL ENCRYPTION

**Payment Information**

Payment Amount \* 1395.00 (Example: \$0.23)

Payment Type

☐ ACH/E-Check (US banks only)

☐ Credit Card

Name on Card \*

FIRST / M.I. LAST

E-mail Address \*

PAYMENT RECEIPT WILL BE SENT TO THE ADDRESS YOU SPECIFY

**Pay with electronic check**

**Pay with credit card**

8. Fill in the boxes with the information and billing address associated with your payment method

**If you do not have a postal code, fill in this box with 0000**

**Click this box to accept the terms and conditions, and then click "Submit Payment"**

Quick Links ▾

Billing Information

Organization

Address \*

City/Town \*

Country \*

Location

Postal Code \*

Phone \*

☐ Update the Professional Information section of my profile with the address and organization information entered above.

Terms Of Use

The information you are about to provide will be shared with Affinipay, our credit card processor.

☐ I Accept the Terms of Use