

INSTRUCTIONS FOR THE CONFERENCE APP



Manage your schedule Download the free app

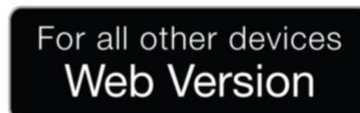
Scan the QR code or enter the URL in your device browser to download



<http://ativ.me/ep1>



<http://ativ.me/ep2>



<http://ativ.me/nle>



Powered by ativsoftware.com **EventPilot**[®]

INSTRUCTIONS FOR THE CONFERENCE APP

Download the Conference App



- 1) Go to your Mobile App Store and install the app called **MyItinerary by ScholarOne™**.
- 2) Open the app and download the **ISDS 2019 Annual Conference** program from the “Find Event” tab.
- 3) Reopen the app. The **ISDS 2019 Annual Conference** program should now be loaded to your mobile device.

Setting Up Your Account

- 4) From the homepage, click on Build Your Schedule followed by Create Account.
- 5) Follow the instructions to create your account, using your email address as your username.
- 6) Confirm your account by clicking on the confirmation sent to your email address.

Navigating the App

Congratulations! You are now ready to use the app.

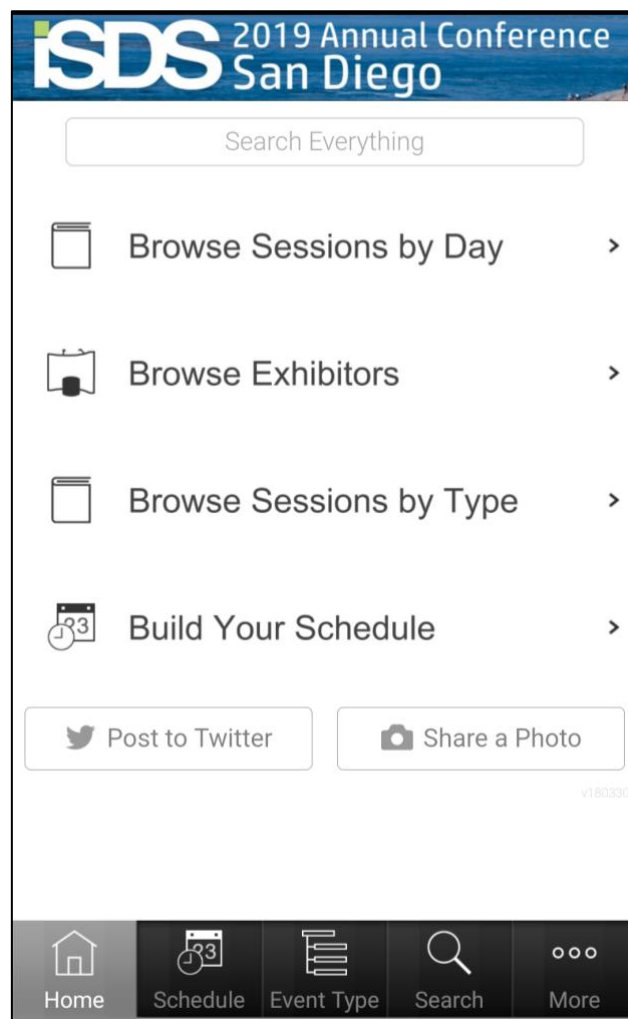
Home – Browse Sessions by Day and Type, Browse Exhibitors, and Build Your Schedule

Schedule – Directly access your personal schedule and saved events

Event Type – Filter Sessions by Event Type

Search – Use keyword search for Sessions, Authors and Abstracts

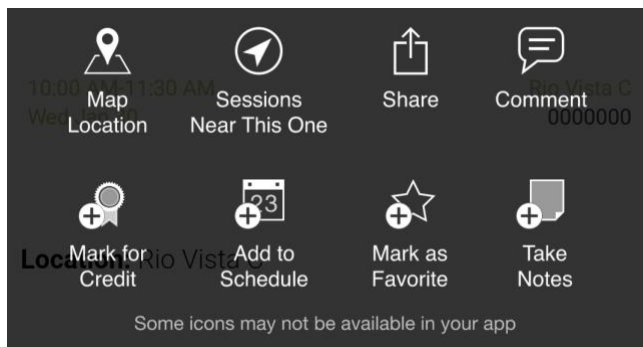
More – Find Speakers, Exhibitors, the Venue Map, your Notes and Starred Items, General Information (including Wifi Login), your Contacts, a QR Reader, your Settings, and the Help page



INSTRUCTIONS FOR THE CONFERENCE APP

General Tips

- Use the Filter feature to quickly Browse for Sessions by time of Day and Event Type
- Find icons throughout the app to add Sessions to your Schedule, Star Items and Share information with your colleagues



- Fill out your Contact Info and connect with other attendees by scanning their Contact Codes
- Export your Schedule, Notes, and/or list of Contacts to your email account in PDF, iCal and CSV files

- Login to the [Web Version of the app](http://ativ.me/nle) with your email and continue building your schedule from your computer!

