



HOW TO CLAIM YOUR GM BADGE

OPTION 1 -

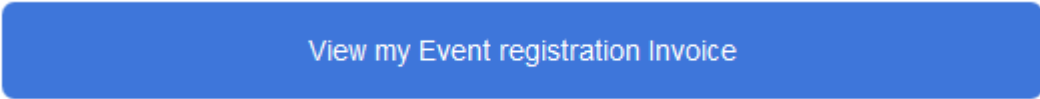
When the convention staff puts your free badge in the system you will get an email (so make sure we have the correct address) – we recommend adding database@hmg.org to your contact list to help prevent messages from going to your SPAM Folder

Click the “View my Event Registration Invoice link -

NAME,

You are now signed up for: CONVENTION NAME

Your Registration ID is 99999999



This will open your Event Confirmation/Itinerary – the fifth field down is this

**View, Update, or
Cancel
Registration**

<https://www.hmg.org/events/register.aspx?id=1050219&itemid=2A310BB4-7C27-446D-B3B3-B043A511AE42>

This is a sample
NOT A LIVE LINK

SIGN IN TO THE SITE FIRST AND THEN click on YOUR link to add games, Hobby U classes, Wally’s Basement Tables or merchandise to your badge or you may also follow the instructions below

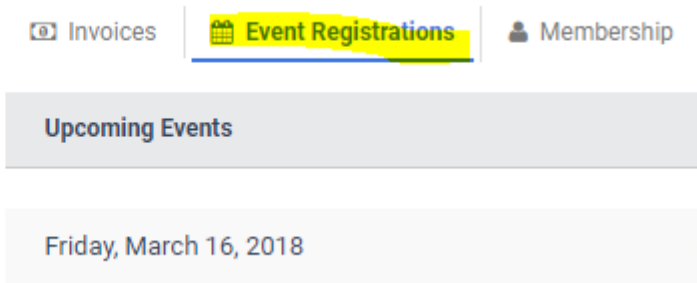
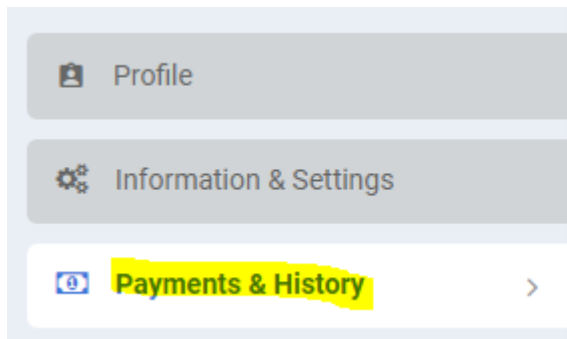
OPTION 2 -

We recommend that you review the EVENTS listing under Convention Events and choose your games, seminars and Hobby University events prior to registering.

Step 1 – Login

You must be logged in and your dues must be current - please submit a [Contact Us](#) form if you need assistance

Step 2 – Your GM Badge has been added to the system for you – to purchase merchandise or add games to your badge from the Profile page – click Payments & History (3rd tab down), click Event Registrations





HOW TO CLAIM YOUR GM BADGE

If you do not see Events Registration listed, please contact us for assistance. Do not "just pay" for a badge. It costs HMGS money to issues unnecessary refunds.

Step 3 – Click Edit Icon next to the entry for your name under Upcoming Events

Upcoming Events	Event Name	DATE	CONVENTION NAME	Attendee Name (Sessions) Print	Registration ID	
	GM Name				2017122	

Step 4 –

- * Enter the Quantity for any merchandise (T-shirts, Raffle Tickets) you wish to purchase under Related Products
- *Select Wally’s Base sessions if you wish to purchase flea market tables. Note: there are two separate items that much be selected for each WB session

Please Select Any Sessions You Wish to Attend

Wally's Basement - MAKE SURE YOU CLICK 2 FOR EACH - ONE TIME, ONE TABLE		Starts	Ends
<input checked="" type="checkbox"/>	Wally's Basement Sat AM	10:00:00 AM	1:00:00 PM
Please select one of the following (required)			
<input checked="" type="checkbox"/>	TestCon Wally's Basement Table: SAT AM (more)		Price: \$1,000,000.00 Your Price: \$25.00
<input type="checkbox"/>	Wally's Basement SAT PM	2:00:00 PM	5:30:00 PM
▶ Thursday Games		Starts	Ends
▶ Friday Games		Starts	Ends
▶ Saturday Games		Starts	Ends
▶ Sunday Games		Starts	Ends

Registration Information

- * Select Hobby University Classes, Seminars and Games by clicking the Day to expand and see the list of available games
- you may register for one game per day. Start times and end times may not overlap. Hobby University classes or Seminars do not count toward your one game limit and you may take more than one HU class per day.



HOW TO CLAIM YOUR GM BADGE

Step 5 – If you have updated your profile information your contact information will auto-fill and click Save & Proceed to checkout OR Click Save and Add Another Attendee if you need to add a Spouse or Youth Badge

Choose Your Required Event Ticket



Spouse Badge *Price:\$0.00*



Youth Badge - Age 14 and under (more) *Price:\$0.00*

You may
things up.

Copy existing registrant



use this to auto-fill in the information from your badge to speed

Repeat if additional Youth badges are needed. After you have completed this you may click SAVE & PROCEED TO CHECKOUT

Step 6 – Check out Step 1. Your Recipient Information will auto-fill from the previous screens. Select your payment method. You may use the following:

- Paypal
- Credit Card – American Express, Discover, MasterCard or Visa

You may mark the box next to Check here if the billing address is the same as the member address to auto-fill the Billing Information and then click PROCEED TO CONFIRMATION

Step 2 – Verify information and then click COMPLETE ORDER

CONGRATULATIONS YOU HAVE COMPLETED REGISTRATION – PLEASE PRINT YOUR EVENT REGISTRATION AND YOUR INVOICE/RECEIPT FOR YOUR RECORDS. WE STRONGLY SUGGEST BRINGING A COPY OF YOUR RECEIPT TO THE CONVENTION.

NOTE: Games selections do not print your receipt as you do not pay for games. Game selections will be visible on the Event Itinerary.