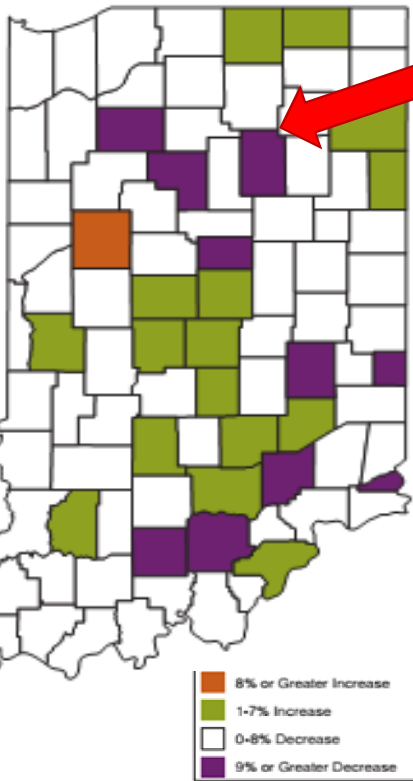


# Child, Population & Workforce Trends

Percentage Change in Child Population, 2011-2016

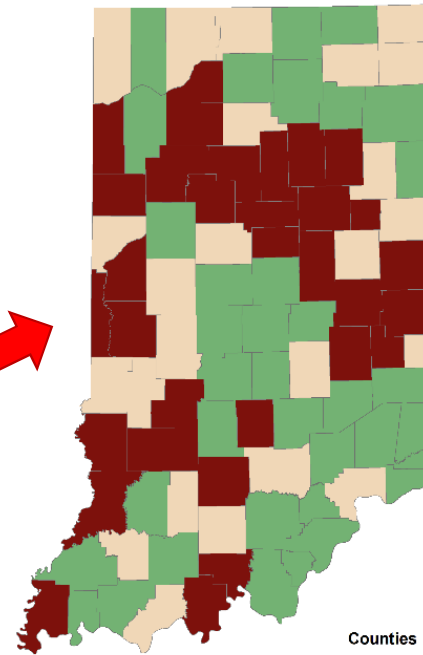


Source: Easy Access to Juvenile Populations

**Decline in child population** - 75 of Indiana's 92 counties lost child population in the last 5 years. Only **green** or **orange** gained child population.

**Population shifts** - Only **green** are projected to grow through 2040.

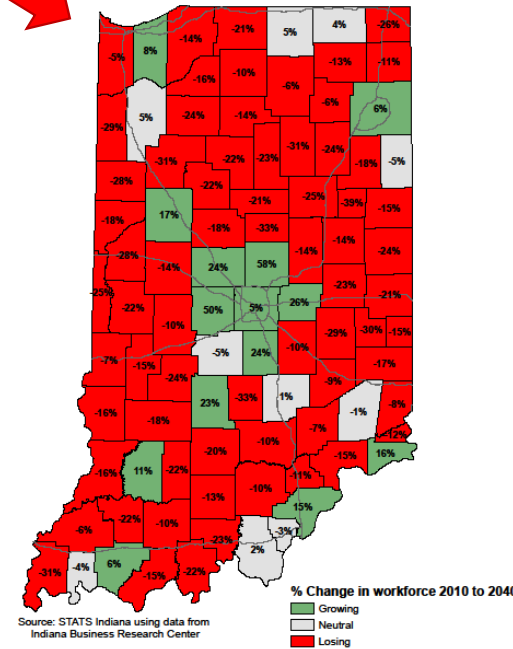
**Workforce decline** - 68 counties losing workers. Only **green** are projected to grow through 2040.



SOURCE: STATS Indiana (2013)

**Counties**  
**Projected Change**  
 Lose more than 5 percent  
 Remain with +/- 5 percent  
 Gain more than 5 percent

Estimated Changes in Age 25-64 Population 2010-2040



Source: STATS Indiana using data from Indiana Business Research Center