

OE3 Recap

Celebrating YOUR Success!



Spring 2016 Outreach & Enrollment
Regional Luncheons

What's New with IPHCA O/E?

- Received a grant from **CMS** to expand the federal Navigator footprint across Indiana
 - Added 18 federal Navigators to our team!
- Received a grant from **The Health Foundation of Greater Indianapolis** to increase our O/E efforts and marketing
 - This event is **100%** sponsored through them!
- Developed an **Enroll Indiana** multimedia campaign
 - Like us on **Facebook** and follow us on **Twitter**!
 - Visit the website: **www.enrollindiana.org**

IPHCA Annual Conference: O/E Track

- **Kaiser Family Foundations and Families USA** will take a look into the crystal ball of enrollment.
- **ClaimAid's J Hopkins** will once again deliver an engaging Indiana Navigator **continuing education class** with topics such as tax rules for assisters, building community profiles, immigration rules and more!*
- **Community Catalyst/In The Loop** will help you build your O/E toolkits and teach you helpful tips and workarounds.
- **Health Outreach Partners** will discuss innovative outreach strategies and providing excellent customer service skills.
- The **Indiana Family and Social Services Administration** will provide an IHCP update and tips for working with the **DFR and OMPP**.



National Marketplace Enrollment Stats

8
million

OE1

11.7
million

OE2

12.7
million

OE3



**14 million more Americans
enrolled in Medicaid**

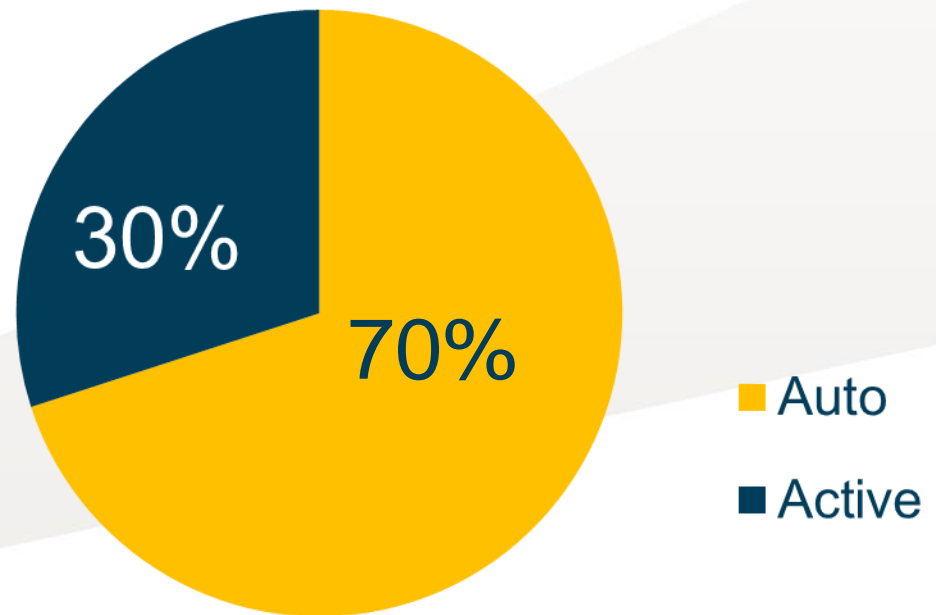
From 10/13 through 11/15

National Marketplace Enrollment Stats



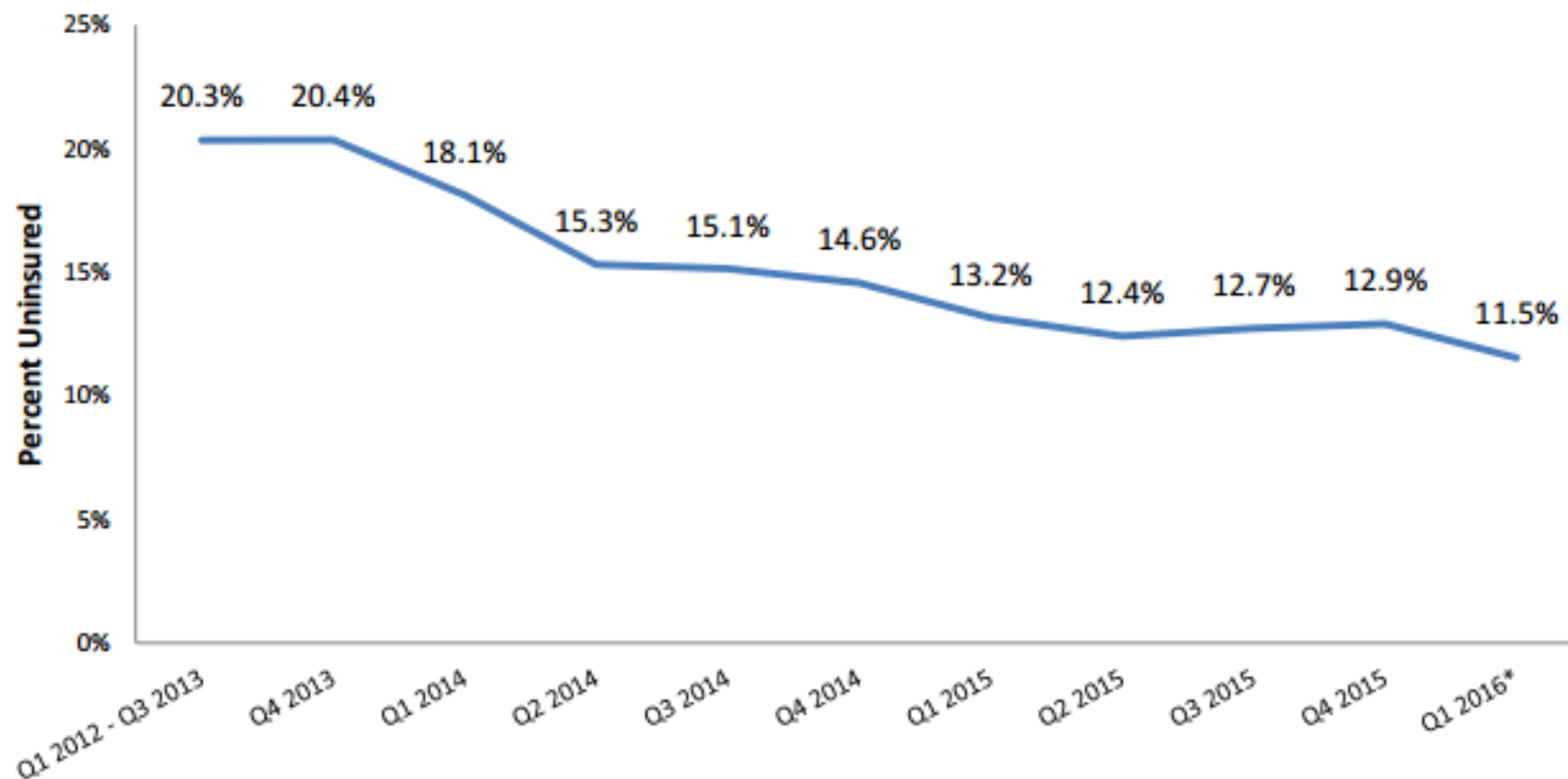
60%
*of these consumers enrolled in
coverage starting January 1st*

Renewals



Change in National Uninsured Rate

Figure 1: Quarterly Uninsured Rate Estimates for Nonelderly Adults (Ages 18 to 64) Using the Gallup-Healthways Well-Being Index, 2012 to 2016



Source: The Office of the Assistant Secretary for Planning and Evaluation's (ASPE) analysis of the Gallup-Healthways Well-Being Index survey data through February 22, 2016.

Indiana Marketplace Enrollment Stats



Approximately **196,242**
Hoosiers enrolled in a
Marketplace plan



86.3%
eligible for PTC

Indiana Premium Changes 2015-2016

	2015 Single	2016 Single	% change	2015 Family	2016 Family	% change
Bronze	\$286	\$290	1%	\$857	\$869	1%
Silver	\$352	\$335	-5%	\$1,054	\$1,003	-5%
Gold	\$425	\$404	-5%	\$1,271	\$1,211	-5%
Platinum	\$648	n/a	n/a	\$1,939	n/a	n/a
Overall	\$343	\$328	-4%	\$1,027	\$983	-4%

4 percent decrease in average single and family premiums for 2016

IHCP Stats

Program	Total Enrolled
Hoosier Healthwise	593,180
Hoosier Care Connect	97,510
Healthy Indiana Plan	372,231
Fee For Service	280,255
Total	1,343,176

(As of January 2016)

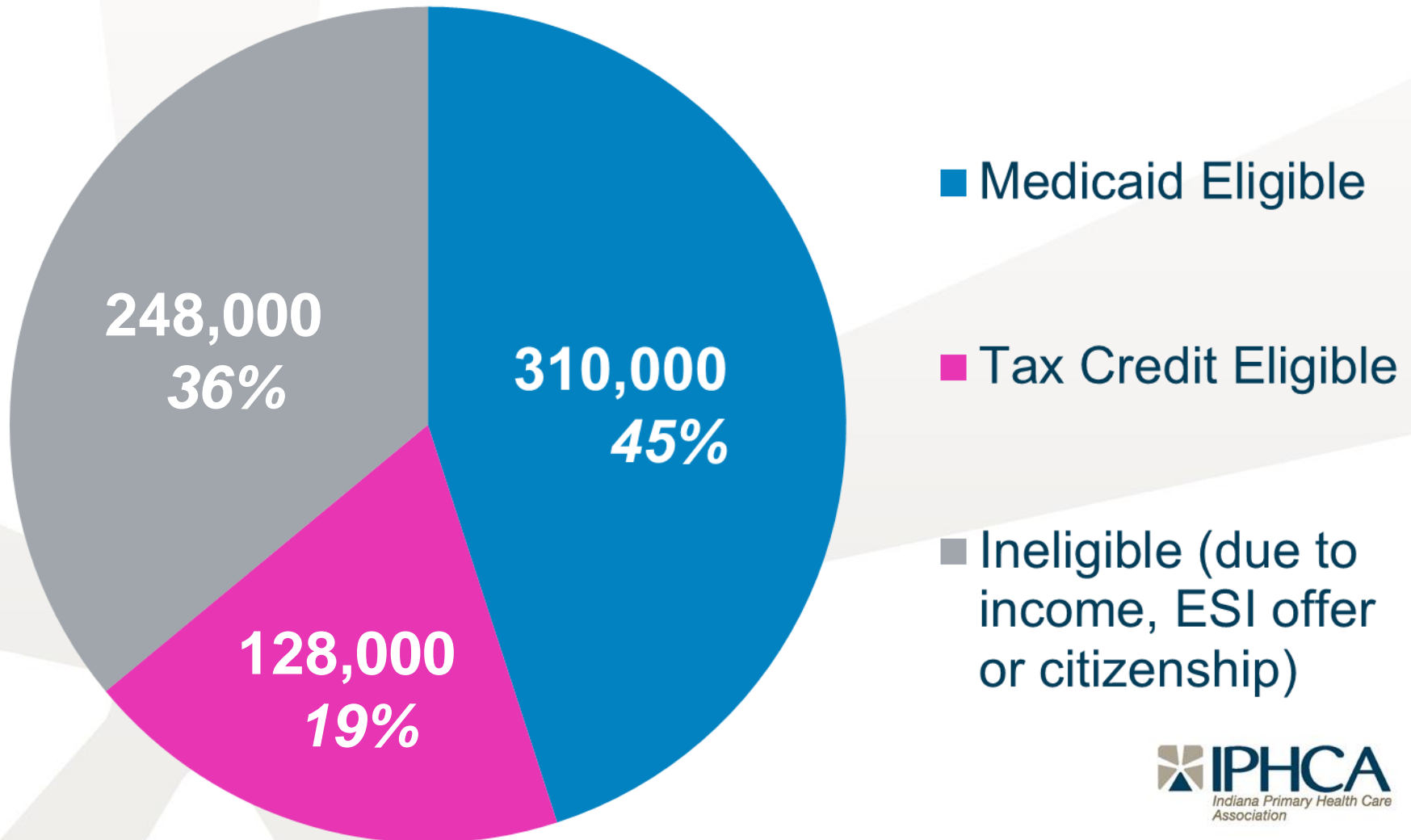
HIP 2.0's First Year



- Enrollment increased **from 60,000 to over 370,000** covered Hoosiers.
- Approximately **64% enrolled in HIP Plus.**
- 94% of HIP enrollees would re-enroll.
- Nearly **1/3 check their POWER Account** once a month.
- **3,200** HIP Participants have used **Gateway to Work** with success.
- More than **5,300 new providers** have joined the Indiana Health Coverage Programs (IHCP) network.
- **18 Employers** participate in HIP Link.

Information current as of 3/2/2016.

Who are Indiana's Remaining Uninsured?



**THANK YOU FOR YOUR
HARD WORK!**