
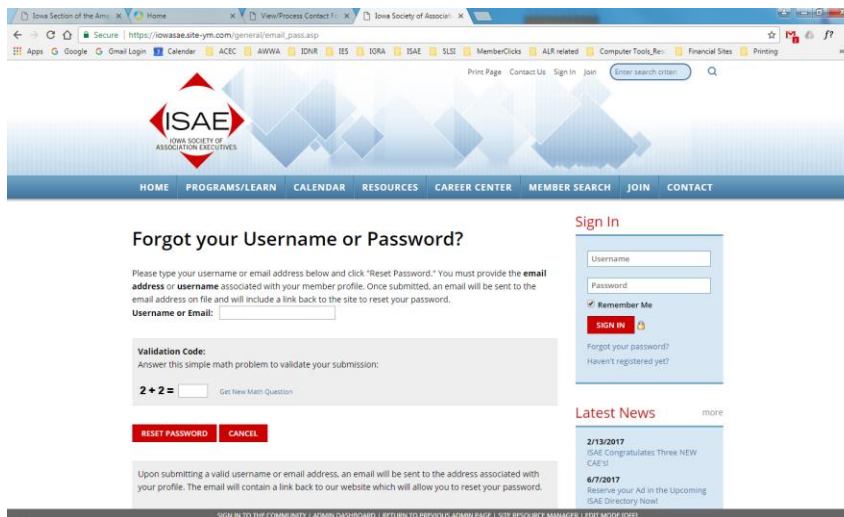


To Reset or Update Username/Password/Profile

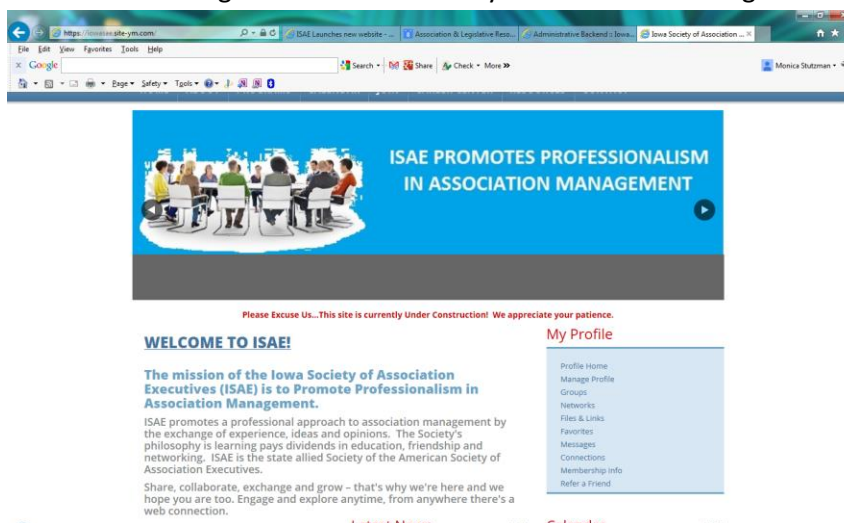
- 1) IF you Don't Remember your Password, you will find the "Forgot Your Password?" link under the member login/ Sign in page on the ISAE website: <https://iowasae.site-ym.com/login.aspx?returnl=>




- 2) That will direct you to a page where you will enter your Username or Email address, enter a validation code and click on the Reset Password button to have the password reset instructions sent to your email address.



- 3) Once you have reset it, you may log in. If you wish to change your Username and/or Password, log in with your current Username and Password and click on the Manage Profile link in the My Profile box on the right rail of the screen.



- 4) It will take you to your Manage Profile page where you can make any changes or additions to your personal page on the website.



- 5) To make changes to your personal information or privacy settings (username/password, etc.), click on the Edit Bio icon to be directed to your Member Profile Page where you may make the necessary changes.

