



# ISTH 2009 DAILY

XXII CONGRESS INTERNATIONAL SOCIETY ON THROMBOSIS AND HAEMOSTASIS

## INSIDE

### DR. SAITO HONORED

Robert P. Grant Medal Awarded

page 2

### CONGRESS ADDRESSES

#### VESTED INTERESTS

Dr. Schwartz calls for return to 'Flexner ideals'

page 8

### ANTICOAGULATION IN THROMBOPHILIC PREGNANCY

Drs. Brenner, Rodger debate efficacy

page 12

### IN MEMORIAM

Five esteemed colleagues remembered

page 12

### MONDAY AT A GLANCE

Ongoing

**Oral Communications, State-of-the-Art Lectures, Abstract Symposia, Nurses' Sessions**

8:00 a.m. – 9:30 a.m.

**Late-Breaking Abstracts**

9:45 a.m. – 10:30 a.m.

**Plenary Lecture:  
Protection from Cardiovascular Disease: Getting to the Heart of the Matter (Helen Hobbs)**

12:30 p.m. – 2:15 p.m.

**Posters Attended**

5:15 p.m. – 6:00 p.m.

**Plenary Lecture:  
Thromboprophylaxis as a Key Patient Safety Priority: Current Approaches and Future Directions (William Geerts)**

6:30 p.m. – 8:00 p.m.

**Special Symposia  
(Industry Sponsored)**

## XXII Congress of the ISTH Opens with Fanfare

Congress Presidents Bruce and Barbara Furie last night presided over the Opening Ceremony that officially launched the XXII Congress of the ISTH and that concluded with a rousing performance of Aaron Copland's "Fanfare for the Common Man." After the welcomes, acknowledgments and entertainment, delegates were ushered into a sparkling reception featuring the sights and sounds of Boston's Freedom Trail scenes.

True to its international origins, the biennial Congress has attracted approximately 7,600 participants from 100 countries. Including presenters at the Education Program held Saturday and Sunday, more than 700 physicians, basic scientists and clinical investigators will present information important to the field over the course of the Congress. **Dr. Bruce Furie** commented on the importance of the science and medicine being provided by those gathered at this Congress, and **Dr. Barbara Furie** reported on several innovations introduced at the 2009 meeting. They also paused to recognize five distinguished colleagues who have passed away since the last Congress (see accompanying article on page 12).

ISTH Executive Director Gilbert C. White II thanked the Furies for their willingness to fill the important role of Congress presidents, and he recognized the Local Organizing Committee, sponsors and others for their contributions to the



ISTH participants collected their registration documents on Saturday and Sunday.

success of the Congress. Dr. White also noted that 2009 is the 40th anniversary of the ISTH. The organization formed in 1969 now has 3,323 members from 78 countries, strong education programs, a successful journal, and a variety of new programs to offer members.

A highlight of the opening evening's program was the presentation of the Robert P. Grant Medal to **Hidehiko Saito, MD, PhD**. This award, presented by ISTH Council Chairman Frits Rosendaal, is the highest honor bestowed by the ISTH and is presented at each Congress to a person who has

made significant contributions to the field and the society.

Opening Ceremony performances showcased a sampling of music associated with Boston. The audience was treated to a fife and drum performance reminiscent of Colonial days, as well as Aerosmith cover band Draw the Line, complete with video pyrotechnics (the rock band Aerosmith is a Boston icon); the modern jazz Aaron Goldberg Trio (Goldberg grew up in Brookline, a suburb of Boston, and attended school in Boston); and in a nod to the future, the New England Spiritual Ensemble Youth Chorus.

### Monday, July 13, 6:30 PM – 8:00 PM

Industry Sponsored Special Symposia

- **Accelmed (Daiichi Sankyo Inc. and Lilly USA, LLC)**  
Room 104 ABC
- **Bayer HealthCare AG & Ortho McNeil Pharmaceuticals**  
Room 156 ABC
- **CSL Behring GmbH**  
Room 107 ABC
- **Grifols**  
Room 160 ABC
- **Network for Continuing Medical Education (Novo Nordisk)**  
Room 253 ABC
- **Potomac Center for Medical Education (Boehringer Ingelheim)**  
Room 258 ABC
- **Scienta Healthcare Education (Baxter)**  
Room 205 ABC
- **Stago**  
Room 153 ABC
- **Wyeth Pharmaceuticals**  
Room 204 AB

## TIPS OF THE DAY

Stop by the Boston Information Booth in the North Lobby for information on local sites, restaurants and more.

If you purchased a lunch box in advance, these may be picked up between 12:30 p.m. and 2:00 p.m. at marked stations in the Exhibition Area. Bring your coupon!


Exhibition opens at 10:00 a.m.

Stay connected at the Cyber Café & Message Center in the Exhibition Area.

Looking for something healthy? Fresh fruit juices are available at the Green Garden in the Exhibition Area between the two escalators going to the North Lobby.

# Robert P. Grant Medal Presented to Hidehiko Saito

One of the highlights of the Opening Ceremony program on Sunday evening was the presentation of the Robert P. Grant Medal to Hidehiko Saito, MD, PhD, of the Nagoya Central Hospital in Nagoya, Japan. The Grant Medal is the highest award bestowed by the



Hidehiko Saito

ISTH and is presented at each biennial Congress for outstanding service and accomplishment, which has promoted the goals of the Society.

Dr. Ian Peake, chairman of the Grant Medal Committee, commented on some of the qualifications that led the committee to select Dr. Saito. Dr. Saito was the unanimous choice of the Grant Medal Committee for 2009, reflecting the very high esteem in which he is held by his colleagues and peers. His service to the Society is outstanding. He served our Society as a member of Council (1990-1994) and was chairman of Council from 1994 to 1996. This was a period where the Society was establishing itself on the world stage, and he was very much a part of this process. Additionally, he was an active member of the Scientific and Standardization Committee (formally ICTH) (1984-1990), and was an Associate Editor of the *Journal of Thrombosis and Haemostasis*. He received the Dis-

tinguished Career Award from ISTH in 2001. Scientifically, Dr. Saito has excelled over many years. His seminal work with Oscar Ratnoff in the 1970s resulted in the discovery of Fitzgerald Factor (high molecular weight kininogen) and established the intimate relationship between clotting and kinin generation. More recently he has focused on the gene responsible for May-Hegglin anomaly and its various phenotypic presentations. His scientific prowess and dedication to the Society make Dr. Saito a very worthy recipient of the Grant Medal.

### Dr. Saito's Scientific Background

Dr. Saito is an internationally recognized physician-scientist who has made important contributions to the field of thrombosis and hemostasis for the past 36 years. He is best known for the studies on contact phase of blood coagulation. In 1975 he discovered, with Dr. Oscar Ratnoff, a new coagulation factor – Fitzgerald factor (high molecular weight kininogen) – and established the intimate relationship between clotting and kinin generation. He delineated the roles of Fletcher factor (prekallikrein) and Fitzgerald factor in blood coagulation. He was also the first to describe a variant form (CRM+) of Factor XII, XI or

Fletcher factor deficiency. After he returned to Japan in 1982, he and his colleagues studied the molecular and cellular basis of hereditary thrombotic tendency, including deficiencies of protein S, C and antithrombin. His group was the first to establish and characterize knock-out mice of antithrombin and heparin sulfate proteoglycan, and clarified their physiological roles. They used animal models for further elucidate how aging (a major risk factor for thrombosis) induced increased expression of PAI-1 and tissue factor leading to thrombosis. More recently, his group identified the gene responsible for May-Hegglin anomaly, a rare autosomal dominant platelet disorder. His group is now actively studying how the abnormal gene causes various phenotypes such as giant platelets, leukocyte inclusion body and deafness. In addition to building a high-quality research group in Nagoya, he has played a major role in promoting research activities on thrombosis and hemostasis in Japan.

### About Robert P. Grant

Robert P. Grant (1915–1966), for whom the award is named, was a renowned cardiologist with interdisciplinary interests. He served on the staff and ultimately became director of the National Heart Institute in

### Previous Recipients of the Robert P. Grant Medal

|      |                   |
|------|-------------------|
| 1975 | R.G. Macfarlane   |
| 1977 | Sol Sherry        |
| 1979 | Jacques Caen      |
| 1980 | Oscar Ratnoff     |
| 1983 | Ernst Luscher     |
| 1985 | Kenneth Brinkhous |
| 1987 | Fraser Mustard    |
| 1989 | Earl Davie        |
| 1991 | Samuel Rapaport   |
| 1993 | Marc Verstraete   |
| 1995 | Harold Roberts    |
| 1997 | Kenneth Mann      |
| 1999 | Jan Sixma         |
| 2001 | Pier Mannucci     |
| 2003 | Yale Nemerson     |
| 2005 | Dominique Meyer   |
| 2007 | Uri Seligsohn     |

Bethesda Maryland, and also served as a representative of the National Institutes of Health in Europe. He had a great interest in the development of young scientists and clinicians, and he worked to facilitate international research and communications.

## Nursing Program Offered at ISTH Attracts Increasing Numbers

Programming geared specifically to the nursing community will be available throughout ISTH 2009. The Nursing Program, which was offered for the first time at ISTH 2005 in Sydney, Australia, has been organized this year by Maura Malone, MSN, RN, of the Dartmouth Hitchcock Medical Center, Lebanon, New Hampshire. When offered again at the ISTH 2007 Congress in Geneva, attendance increased by 30%, 22 countries were represented, and abstract submissions and oral presentations were included.

The purpose of the Nursing Program is to provide a forum for nurses worldwide to identify issues that directly impact their role in dealing with patients with disorders of hemostasis and thrombosis in both pediatric and adult populations. The goal is to provide free exchange of knowledge, experience and practice patterns in order to standardize and improve the quality of hands-on participation in the art and science of medicine focused on disorders of hemostasis and thrombosis. Models of care exist for patients with hemophilia (such as treatment protocols, practice guidelines and educational materials), but they do not exist

for many other coagulation disorders.

A nurse's role is unique in the care of patients with chronic illness because of the intense one-on-one interactions with patients and their families. Interactions necessarily include the need for education on the nature of the disease, choice of appropriate products for treatment, techniques for self-therapy, indications for acute treatment rather than prophylaxis, availability of home care services, financial coverage and life planning (e.g., career selection or participation in sports).

The Nursing Program intends to address unresolved issues in the care of patients with bleeding and thrombosing disorders. Topics to be addressed during the Congress include cardiovascular disease management of the aging hemophilia patient, review of standards for thromboprophylaxis for patients admitted into hospitals, the psychosocial impact of these diseases throughout the ages and appropriate use of new treatment modalities. Prevention of bleeding and thrombosis is expected to play an increasing role in nursing practice as new basic-level knowledge becomes incorporated into the standard of care.



### ISTH 2009 DAILY

ISTH 2009 Daily is published four times during the XXII Congress International Society on Thrombosis and Haemostasis

SLACK  
INCORPORATED

Publishers of HemOnc Today

SLACK Incorporated, 6900 Grove Road,  
Thorofare, NJ 08086; Phone 856-848-1000



## Thrombosis is the leading cause of death in PNH.<sup>1-3</sup>

In PNH, chronic hemolysis leads to a cascade that significantly heightens the risk of thrombosis.<sup>1-4</sup>

- Thromboses (venous or arterial) account for approximately 40% to 67% of PNH-related deaths<sup>5</sup>
- The first thrombotic event increases the risk for death 5- to 10-fold<sup>5</sup>
- Clinical thrombosis has been identified in PNH patients with smaller clone size, minimal hemolysis, no transfusion history, and less severe anemia<sup>5</sup>

→ Visit us at booth #711 to learn about the progressive and destructive nature of PNH, as well as the increased risk of thrombosis, end organ damage, and mortality.

References: 1. Hillmen P, Lewis SM, Bessler M, Luzzatto L, Dacie JV. Natural history of paroxysmal nocturnal hemoglobinuria. *N Engl J Med*. 1995;333:1253-1258. 2. Socié G, Mary J-Y, de Gramont A, et al, for the French Society of Haematology. Paroxysmal nocturnal haemoglobinuria: long-term follow-up and prognostic factors. *Lancet*. 1996;348:573-577. 3. Nishimura J-I, Kanakura Y, Ware RE, et al. Clinical course and flow cytometric analysis of paroxysmal nocturnal hemoglobinuria in the United States and Japan. *Medicine*. 2004;83:193-207. 4. Rother RP, Bell L, Hillmen P, Gladwin MT. The clinical sequelae of intravascular hemolysis and extracellular plasma hemoglobin: a novel mechanism of human disease. *JAMA*. 2005;293:1653-1662. 5. Hillmen P, Muus P, Duhsen U, et al. Effect of the complement inhibitor eculizumab on thromboembolism in patients with paroxysmal nocturnal hemoglobinuria. *Blood*. 2007;110:4123-4128.



# Let's shape the future, together

Share your thoughts. Reach the world.

Stop by the Baxter booth #660 to tell us why you chose to study hematology and partner with Baxter to support fellowship programs that educate the hematologists of the future.

PLUS:

Test your skills on our Wii™ interactive challenges



Learn the latest product information from Baxter



# achieve

Advancing Care for Hemophilia:  
Innovate and Educate to deVeloP Expertise

**achieve:**  
unique Europe  
wide educational  
program to promote  
long-term excellence  
in hemophilia training



The **achieve** program has two key objectives:

- To offer a comprehensive educational program for young physicians which combines a theory course with an individualized practical training
- To build a pan-European network with complementary interests and expertise

A prestigious panel of key European experts in hemophilia treatment will choose a group of physicians each year

Chaired by **Pier Mannucci** and **Elena Santagostino**, the **achieve** scientific committee includes:

**Johannes Oldenburg** (Bonn), **László Nemes** (Budapest), **Claude Négrier** (Lyon), **Erik Berntorp** and **Rolf Ljung** (Malmö), **Luigi Solimeno** (Milan), **Paul Giangrande** (Oxford), and **Johanna van der Bom** and **Kathelijn Fischer** (Utrecht).

To learn more about the **achieve** program, and how to apply, please contact your local Bayer Schering Pharma representative or send us an email at the following address: [achieveapplications@atriumhealth.com](mailto:achieveapplications@atriumhealth.com).



Bayer HealthCare  
Bayer Schering Pharma



UNIVERSITÀ DEGLI STUDI  
DI MILANO



# PLENARY LECTURE

TODAY at 9:45am — 10:30am: Grand Ballroom

## Protection from Cardiovascular Disease: Getting to the Heart of the Matter (Helen Hobbs)



The Shirley Johnson Memorial Lecture will be delivered today by Dr. Helen H. Hobbs from Dallas, Texas. Dr. Hobbs will present her latest research on genetic protection from atherosclerotic disease.

Dr. Hobbs' groundbreaking research focuses on using modern tools of human genetics to define genetic variations that contribute to susceptibility (and resistance) to cardiovascular disease. She has discovered genetic defects causing both very high and low plasma levels of low-density lipoprotein cholesterol, and her elegant characterization of the molecular and cellular pathways defined by these genes has provided novel insights into cholesterol metabolism. Her studies are laying the groundwork for development of new cholesterol-lowering drugs.

Dr. Hobbs is an investigator of the Howard Hughes Medical Institute and professor of internal medicine and molecular genetics at the University of Texas Southwestern Medical Center, where she is also director of the McDermott Center for Human Growth and Development and the Donald W. Reynolds Cardiovascular Clinical Research Center.

Dr. Hobbs is a member of the American Society for Clinical Investigation, the Association of American Physicians, the Institute of Medicine, the American Academy of Arts and Sciences, and the National Academy of Sciences of the United States of America. She is also recipient of the American Heart Association Clinical Research Prize, the Heinrich Wieland Prize and the 2007 American Heart Association Distinguished Scientist Award.

**Shirley Johnson** (1922-1970) was a highly respected scientist who worked on the ultrastructure and pathophysiology of platelets. Author of more than 100 papers, Dr. Johnson's special area of interest was the interaction of platelets with the vascular endothelium and with fibrin clots. Her work contributed to our current understanding of the function of platelets to support the vascular endothelium. The lecture in Dr. Johnson's name is the Society's oldest Lectureship and was established in 1972. Previous recipients of the award include Walter Seegers, Fraser Mustard, Gus Born, Bengt Samuelsson, John Vane, Ernst Lüscher, Johan Stenflo, Inga Marie Nilsson, Ralph Nachman, Ted Zimmerman, Ed Plow, Harold Roberts, Barry Collier, Graham Jamieson, Bob Rosenberg, Bonno Bouma, David Phillips and Johannes Oldenburg.

TODAY at 5:15pm — 6:00pm: Grand Ballroom

## Thromboprophylaxis as a Key Patient Safety Priority (William Geerts)



Dr. William H. Geerts will deliver the Sol Sherry Memorial Lecture today. Dr. Geerts' lecture, "Thromboprophylaxis as a Key Patient Safety Priority: Current Approaches and Future Directions," will highlight the current knowledge in this area and Geerts' vision for novel approaches to care improvement in the future.

Dr. Geerts is professor of medicine at the University of Toronto and a thromboembolism specialist at Sunnybrook Health Sciences Centre in Toronto. His research interests have involved the diagnosis, treatment and prevention of venous thrombosis. He performed landmark studies in the incidence and prevention of venous thromboembolism in major trauma patients that have changed care in this patient

population worldwide. Recently, he has focused on guideline implementation and quality improvement. For 10 years, he has provided distinguished leadership in guideline development as chair of the Prevention of Venous Thromboembolism section of the American College of Chest Physicians Guidelines on Antithrombotic Therapy. This document is an invaluable resource to practicing clinicians everywhere. He is currently leading efforts to improve the use of thromboprophylaxis across Canada via a national grassroots initiative, Safer Healthcare Now! which recently held the Great Canadian VTE Audit Day in which hospitals across Canada voluntarily provided a snapshot of current practice in thromboprophylaxis in surgical patients.

**Sol Sherry** (1916-1993) made immense contributions to the field of thrombosis and thrombolysis. In particular, he introduced streptokinase into clinical practice for the treatment of thrombotic disorders, such as deep vein thrombosis, pulmonary embolism and acute myocardial infarction, which has saved many lives and improved the quality of life for patients at risk for thrombotic disorders. His scientific career spanned more than 50 years, and his contributions to scientific research on thrombosis and thrombolysis and subsequent clinical application has earned him the title of "Father of Thrombolytic Therapy." He was a founder of the International Society on Thrombosis and Haemostasis and a leader of the Society as its first chairman. He received the Society's highest honor, the Robert Grant Medal, in 1977 for his accomplishments and service. The lecture in Dr. Sherry's name was established after his death in 1993. Previous Sherry lecturers include Charles Esmon, Victor Marder, Meyer Samama, Jos Vermeylen, Jürgen van de Loo, Salim Yusuf, Marie-Germaine Bousser, Frits Rosendaal, Harry Büller and Jay Degen.

# Thrombosis and Thromboembolism

## EMERGING THERAPIES

A CME SATELLITE  
DINNER SYMPOSIUM


# TONIGHT

**Room 258 ABC**  
**6:30–8:00 PM**

Registration and Dinner start at 6:30 PM  
Program begins at 7:00 PM

**BOSTON CONVENTION & EXHIBITION CENTER**

### ACCREDITATION

 The Potomac Center for Medical Education is accredited by the Accreditation Council for Continuing Medical Education to provide continuing medical education for physicians.

### DESIGNATION STATEMENT

The Potomac Center for Medical Education designates this educational activity for a maximum of *1.0 AMA PRA Category 1 credit(s)*<sup>™</sup>. Physicians should only claim credit commensurate with the extent of their participation in the activity.

### DISCLOSURE INFORMATION

Potomac Center for Medical Education (PCME) adheres to the policies and guidelines, including the Standards for Commercial Support, set forth to providers by the Accreditation Council for Continuing Medical Education (ACCME) and all other professional organizations, as applicable, stating those activities where continuing education credits are awarded must be balanced, independent, objective, and scientifically rigorous.

All persons in a position to control the content of a continuing medical education program sponsored by the Potomac Center for Medical Education are required to disclose any relevant financial relationships with any commercial interest to PCME as well as to learners. All conflicts are identified and resolved by PCME in accordance with the Standards for Commercial Support in advance of delivery of the activity to learners. Disclosures will be made known to the participants prior to the activity.

The content of this activity was vetted by an external medical reviewer to assure objectivity and that the activity is free of commercial bias.

### SPECIAL SERVICES

Event staff will be glad to assist you with any special needs (e.g. physical, dietary, etc.). Please email [specialservices@potomacme.org](mailto:specialservices@potomacme.org) at least five days prior to the program.

### Faculty

#### John A. Heit, MD

Director, Coagulation Laboratory and Clinic  
Consultant, Division of Cardiovascular Diseases  
Professor of Medicine, College of Medicine  
Mayo Clinic  
Rochester, MN

#### Giuseppe Di Pasquale, MD, FESC, FACC

President, Italian Federation of Cardiology  
Director, Department of Cardiology  
Maggiore Hospital  
Bologna, Italy

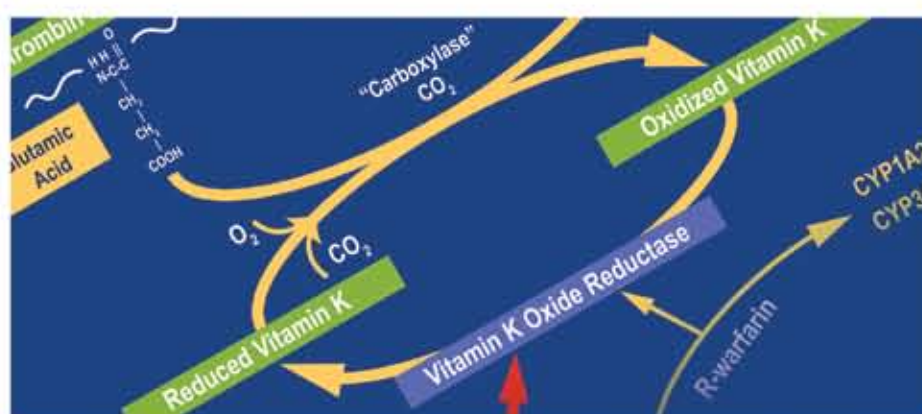
#### Shannon M. Bates, MDCM, MSc, FRCP(C)

Associate Professor, Department of Medicine  
McMaster University  
Hamilton, Ontario

Sponsored by 

This program is supported through an educational grant from Boehringer-Ingelheim

© 2009 PCME



# 55th Annual Meeting of the ISTH Scientific and Standardization Committee Held

GUEST COLUMN BY

**Gerhard J. Johnson, MD**  
**Chairman, ISTH Scientific and Standardization Committee**

In keeping with an established tradition, the annual meeting of the ISTH's Scientific and Standardization Committee (SSC) was held immediately prior to the opening of the biennial ISTH Congress.

The SSC is a permanent committee of the ISTH devoted to ongoing scientific collaboration among investigators of multiple subdisciplines of thrombosis and hemostasis. Working through 19 subcommittees and two working groups, investigators with similar interests and expertise from countries around the world collaborate on a wide range of projects. These include organization of annual meetings devoted to

discussion of recent progress in their respective fields of interest; multi-institutional research projects; publication of the results of collaborative research, current reviews, diagnostic standards, disease nomenclature and classification; and physical and functional characterization of coagulation standards. Many of the standards developed by the SSC are certified by the World Health Organization as International Standards. Through an effective collaboration with the National Institute for Biological Standards and Control of the United Kingdom, the ISTH provides a vital service to commercial manufacturers of blood coagulation diagnostic reagents in the form of standard plasmas and coagulation factor standards calibrated by laboratories of SSC-associated investigators.

In addition to its important research functions, the SSC has a strong commitment to education. Participants in the ISTH 2009 Congress had a wonderful opportunity to profit from the educational activities of the SSC, which were presented in collaboration with the Congress on Saturday, July 11, and Sunday, July 12. Nineteen educational sessions were presented in conjunction with the scientific sessions of the SSC subcommittees and working groups. (A complete schedule of the educational sessions can be found in the Program Book, page 43.) The diversity of the topics presented covered a wide range of interests, and the quality of the speakers enhanced the appeal of these learning opportunities. Whether your interests are in basic science or clinical medicine, animal research or human investigation, there was a session for you.

A great source of strength and credibility of the SSC is the fact that it is a volunteer scientific organization. The

generous contributions of hundreds of physicians and scientists from laboratories and clinics around the world are responsible for the success of the SSC. If you find the activities of the SSC to be attractive to you, I invite you to determine how you may become a participant. Each subcommittee has a chairman and several co-chairmen. These leaders direct the work of the subcommittee; however, many other participants contribute to the work of the group. If you would like more information about participating in the work of the SSC, please contact the Chairman or one of the co-chairmen of the appropriate subcommittee via the ISTH website: [headquarters@isth.org](mailto:headquarters@isth.org). Alternatively, you may contact me at the same address. We would be pleased to learn of your interest.

I hope that you enjoyed the SSC meetings, and I am confident that you will find this to be a week of outstanding opportunities. Make the most of it!

## 2009 Congress Provides Special Programs for Trainees



For students and trainees at ISTH 2009, many who are attending such an event for the first time, the Congress is providing special programs and services to help them get the most out of their experience.

At a reception Saturday night outside the Grand Ballroom, trainees received an overview of the ISTH from Executive Director Gilbert C. White II and tips on attending large congresses from Council Chairman Frits Rosendaal. ISTH 2009 Program Committee member Mary Cushman commented on the Congress organizers' commitment to early career individuals and urged the group to visit the Trainee Hospitality Suite during the Congress.

The Trainee Hospitality Suite, located in Room 101, will be open to any delegate with a trainee badge and will offer an informal meeting place for relaxing and networking. Senior mentors will be available during morning and lunch breaks Monday through Thursday. A schedule is posted in the suite.

"There are many challenges unique to the early stages of one's career, such as identifying a mentor, obtaining funding, connecting with experts in the field and planning a path for career growth," said Dr. Cushman. "Our hope is to be available for informal discussions and to provide assistance to trainees to address those challenges."

## Vested Interest: A Growing Problem in Medical Research

Concern about conflicts of interest and vested interest in medical research "should not be Senator Charles Grassley's problem. It should be our problem," said **Robert S. Schwartz, MD**, deputy editor of the *New England Journal of Medicine*.

Grassley's bill, S2029, the Physician Payment and Sunshine Act, is expected to become law. If it does, it will open to public inspection the financial relationships between industry and medical researchers. Growing interest in the bill is a clear sign of the impact of Grassley's much publicized critical spotlight on the close ties between industry and research, Dr. Schwartz said Saturday.

"Medical schools and teaching hospitals have not taken responsibility so it has fallen to the Senate. ... All of you should pay attention to S2029. It will have a major influence," he said.

Dr. Schwartz, who said his comments reflect his own opinions and not those of the NEJM, called for a return to the "Flexner Ideals." Abraham Flexner advocated in 1910 that medical schools should appoint full-time clinical professors who would be barred from anything other than a charity practice. Academic medicine had begun its departure from those ideals by the 1980s when the number of relationships between academia and industry grew, Dr. Schwartz said.

"How far have we strayed? Far enough to call for sober reflection on the current state of affairs in academic medicine," he said. "Should someone who personally profits be allowed to participate in a clinical trial? If you are being paid handsome fees by a sponsor and have equity in that company, should you be allowed to participate in the trial?"

Dr. Schwartz gave an example of a full professor who had received 83 payments from 63 pharmaceutical companies within two years. "This is wrong and should not be allowed by any self-respecting medical school."

The Institute of Medicine published a strongly worded statement in April stating that "researchers with a significant conflict of interest should not participate in research with human participants," including investigators who hold patents on an intervention being tested in a trial.

Dr. Schwartz called for a restriction on extra-curricular income and an end to "double-dipping," wherein academics continue to receive their salary from the medical school while at the same time being compensated by a pharmaceutical company. Dr. Schwartz said he would prohibit their participation on a speaker's bureau and would bar investigators from clinical trial participation if they receive payments of any type from the company sponsoring the research.




## Factors for Life™

Our Commitment: A Broad Range of Products for the Treatment of Rare Bleeding Disorders

**CSL Behring**

# Come test your knowledge of NovoSeven<sup>®</sup> RT at Booth #331




**Visit Booth #331** to learn more about NovoSeven<sup>®</sup> RT Room Temperature Stable—and see what else is on the horizon at Novo Nordisk.

Novo Nordisk Inc., 100 College Road West, Princeton, New Jersey 08540 U.S.A.

NovoSeven<sup>®</sup> is a registered trademark of Novo Nordisk Health Care AG.  
© 2009 Novo Nordisk Inc. 138380 July 2009





# Wyeth Cordially Invites You to Attend:

Monday, July 13th, 6:30 PM – 8:00 PM

## Hemophilia Treatment: The Past, Present & Future

Confirmed Faculty:

Professor Christopher Ludlam (Haemophilia and Thrombosis Centre, Edinburgh, UK)

Professor James Ironside (University of Edinburgh, UK)

Professor Jeanne Lusher (Wayne State University, USA)

Wednesday, July 15th, 6:30 PM – 8:00 PM

## Wyeth: Recombinant Therapy and Advances in Manufacturing and Purification Processes

Confirmed Faculty:

Dr. Robert Janco (Senior Director, Global Therapeutic Area Director, Hematology, Global Medical Affairs, Wyeth, USA)

Professor Brian Colvin (Medical Director Hemophilia, Wyeth, E/ME/A)

Professor Jørgen Ingerslev (Aarhus University Hospital, Denmark)

Please plan to visit the [Wyeth Exhibit Booth #1331](#).

A section of our exhibit is designated as a global area for international attendees.

Wyeth will be making a donation to the WFH Twinning Program.

These symposia are sponsored by Wyeth Pharmaceuticals.

**Wyeth**

## DEBATE

# Efficacy of Anticoagulation in Thrombophilic Pregnancy up for Debate

In a debate Saturday about the efficacy of anticoagulation to prevent complications in a thrombophilic pregnancy, **Benjamin Brenner, MD**, and **Marc Rodger, MD, MSc**, agreed that more data are needed.

According to Dr. Brenner, professor of hematology at Rambam Health Care Campus in Israel, several modifiers of the natural history of pregnancy loss are dependent upon age, the number of previous losses, timing of previous losses, presence or absence of thrombophilia and its type and severity. There is also an association between antiphospholipid antibodies, early and late loss and preeclampsia.

“A new player now in the field is

microparticles,” Dr. Brenner said. Microparticle levels are increased in women with previous fetal loss, and these microparticles may play a role in maternal-placental crosstalk.

Antepartum anticoagulation prophylaxis can potentially lower placental-mediated pregnancy complications in women with and without thrombophilia, Dr. Brenner argued. Even though the prophylactic dose is the standard dose, higher doses are indicated in severe thrombophilia.

Low-molecular-weight heparins are superior to low-dose aspirin to prevent pregnancy loss, and therapy tailored to risk stratification is vital, he said.

## Not enough evidence

Dr. Rodger, associate professor on the faculty of medicine at Ottawa Health Research Institute, argued against anticoagulation therapy, questioning whether inherited thrombophilia causes placental-mediated pregnancy complications and whether anticoagulants prevent complications in thrombophilic women.

Thrombophilia is a weak cause of early and late pregnancy loss, Dr. Rodger said, and the evidence to suggest otherwise is limited to case control studies. Thrombophilia likely does not contribute to pre-eclampsia and small-for-gestational-age development. Whether the condition is as-

sociated with placental abruption is not known, he said.

In a review of Sir A. Bradford Hill’s causation criteria, Dr. Rodger noted that inferring causality based on biologic plausibility is risky in this area because the biological interactions between placental development and hemostasis are only now being understood.

According to Dr. Rodger, there are no known preventive measures in thrombophilic pregnancies. No evidence is available from randomized controlled trials that indicate low-molecular-weight heparin can prevent pre-eclampsia, small-for-gestational-age development and placental abruption.

Two randomized controlled trials have examined interventions to prevent pregnancy loss in thrombophilic women. Thrombophilia in Pregnancy Prophylaxis Study (TIPPS), an on-going study, could help clarify the efficacy of the therapy, he said.

## Opening Ceremony Includes In Memoriam Tribute

Congress Presidents Bruce Furie and Barbara Furie paused during their remarks at Saturday night’s Opening Ceremony of the XXII ISTH Congress to reflect on the lives and contributions of five distinguished colleagues who have passed away since the last biennial Congress.

Remembered were the following:

### Walter Bowie (1915-2008)

Walter Bowie was a charter member of the ISTH and vice president of the VIII ISTH Congress in Toronto in 1981. He was a member of the Scientific and Standardization Committee (SSC) Central Committee and chaired the SSC from 1988 to 1990. He received the ISTH Distinguished Career Award for Contribution to Haemostasis in 1991 and served as chair of the ISTH/ISFC Council on Thrombosis from 1991 to 1994. Many of his most important contributions focused on von Willebrand factor and von Willebrand disease.



### Birger Blombäck (1926-2008)

Birger Blombäck was a charter member of the ISTH, past member of the ISTH Council and president of the IX ISTH Congress in Stockholm in 1983. He was an honoree of the second Biennial Awards for Contributions to Haemostasis (BACH) in 1983 and held several leadership posts within the SSC, including member of the Subcommittee on Factor VIII & IX and chairman of the SSC from 1974 to 1976. Dr. Blombäck pioneered studies of fibrinogen structure and function.




### Graham Jamieson (1929-2008)

Graham Jamieson was a charter member of the ISTH, member of the Central Committee of the SSC and at various times chaired or co-chaired two SSC subcommittees – the Subcommittee on Haemostasis and Malignancy and the Subcommittee on Women’s Health Issues. He was the Shirley A. Johnson Memorial Lecturer at the XVI ISTH Congress in 1997. His work mainly focused on platelet receptors.



### Yale Nemerson (1931-2009)

Yale Nemerson was a 33-year member of the ISTH and president of the XIV ISTH Congress in New York in 1993. He served as chairman of the ISTH Council from 1996 to 1998 and was the recipient of the ISTH Distinguished Career Award for Contributions to Haemostasis in 1995. He was the Wright Schulte Memorial Lecturer at the XII ISTH Congress in 1989. Dr. Nemerson made numerous seminal contributions to the understanding of tissue factor biology and structure.



### Oscar Ratnoff (1916-2008)

Oscar Ratnoff was a charter member of the ISTH and past member of the ISTH Council. He was the recipient of the Robert Grant Medal in 1980 and was the Wright Schulte Memorial Lecturer at the VII ISTH Congress in 1979. He was a member of the U.S. National Academy of Sciences and played an important role in defining the blood coagulation cascade by merging clinical and biochemical information.



## Up to 2,500 Posters to be Featured at ISTH 2009

Delegates will have the opportunity to review and interact with the authors of nearly 2,500 abstracts being presented in poster sessions during the Congress. Posters will be available for viewing from 10:00 a.m. to 5:00 p.m. Monday through Wednesday and from 10:00 a.m. to 4:00 p.m. Thursday. Poster presenters are asked to attend their work from 12:30 p.m. to 2:15 p.m. on Monday, Wednesday and Thursday. The Poster Area is located adjacent to the Exhibition Area.

According to ISTH 2009 Program Committee Co-Chairperson Paula Tracy, the Program Committee spent considerable time organizing the posters by topics and scheduling them so that delegates interested in particular subjects will find posters of interest each day. Efforts were made to restrict the maximum number of posters presented in any topic area to fewer than 25, although topic areas such as Risk Factors and Epidemiology of Venous Thrombosis will feature as many as 50 posters each day.

“We had many exciting and provocative submissions that will be presented by authors representing as many as 75 countries,” Dr. Tracy said. “We recognize that the posters are an important part of the Congress, so we took great care in presenting them in ways that will be most useful to delegates.”

Posters that received reviewers’ scores in the top third will be designated by a red medallion and will be found throughout the Poster Area each day.