


## How to Join or Leave a Committee

**Step 1** - Log into your LC account

**Step 2** - Go to "Manage Profile" at the top of the page.



**Step 3** - Select "Groups" under the "Community" heading.

Community



Messaging

Read and manage messages, create and organize message folders.



Groups

View and manage group membership, configure group options.



**Step 4** - On this page, you can view which committees you have joined and find new committees to join.

### MANAGE MY GROUPS

There are many opportunities for you to get involved, to advance your career through networking, and to give back, though committees and chapters, fundraising events, and programming. Start here, with "Find a Group":

[Find a Group](#)

Click here to find other committees to join.

ACTIONS	GROUP TYPE:	NAME
	[Committee Name]	Committees you are part of.
	[Committee Name]	

GROUP PERMISSIONS


Click here to remove yourself from a committee

**Step 5** - To join a committee, click on "Find a Group," select "Committees," and then click on the committee you wish to join. On the committee's homepage click on the Join Group icon



Join Group

to join.

*Note: If you are already part of this committee the Options Icon  Options will display and you can chose to leave the group by clicking on the icon.*

If you need any further assistance, contact the office at 619-595-0650 or email [ashley@lawyersclubsandiego.com](mailto:ashley@lawyersclubsandiego.com)