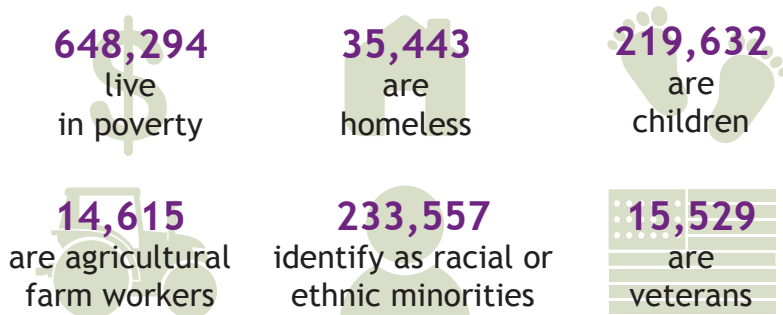


Health Centers Deliver Value

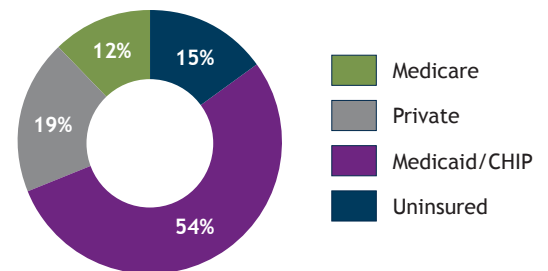
COMMUNITY HEALTH CENTERS are consumer-driven, patient-centered local health care organizations that provide care to people who live in medically underserved areas. Their services are tailored to fit the unique needs of the communities they serve, and their mission is simple: provide high-quality, affordable, and comprehensive medical services to everyone – regardless of who they are, where they come from, or their ability to pay.

THEIR DOORS ARE OPEN TO EVERYONE

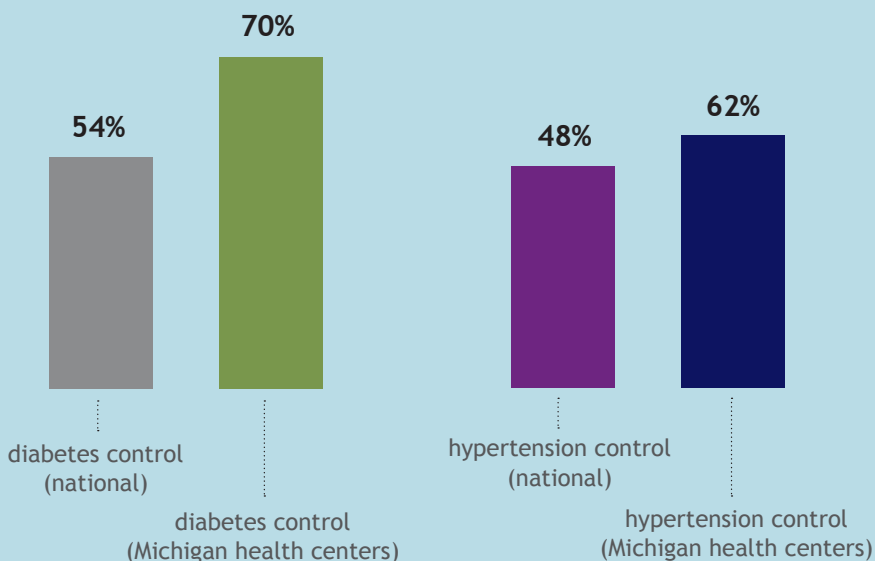
In 2017, Michigan health centers served more than 700,000 people:



Most Michigan community health center patients are uninsured or publicly insured:



INNOVATION LEADS TO BETTER OUTCOMES



Health centers are leaders in population **HEALTH INNOVATION** and have pioneered coordination of **SERVICES FOR BETTER CARE.**

Health centers perform better on **ambulatory care quality measures compared to private physicians.** In fact, health center patients have higher rates of diabetes and hypertension control.

HEALTHY PEOPLE SPELL A HEALTHY ECONOMY

Michigan health centers don't just put people back to work, they also **CREATE JOBS** and generate cost savings.



6,000 people

Michigan health centers employ nearly 6,000 people of all skill and education levels.



2.7 million

In total, staff at Michigan health centers provided more than 2.7 million patient visits last year.



\$24 billion

Nationwide, health centers save the health care system \$24 billion **EVERY YEAR**.

Nationally, health centers' average daily cost per patient is lower:

\$3.06



\$2.09



Health centers (on average) save more nationwide than \$2,300 (24%) per Medicaid patient:

\$9,889



\$7,518



COVERAGE EQUALS CARE

PREVENTIVE, INTEGRATED CARE offered by Michigan health centers makes it easier to catch problems early – when they're easier and less expensive to treat. Community health centers are also on the **FRONT LINES** of the opioid epidemic, providing evidence-based treatment to support recovery.



1,719,408
Medical services



548,327
Dental care



265,134
Behavioral health



38,636
Substance use disorder treatment



29,893
Vision services



100,715
Enabling services

(e.g., transportation, translation, health education)

Sources
 1. 2017 Uniform Data System, Bureau of Primary Health Care, HRSA, DHHS.
 2. For more on this topic, see: 1. NACHC annotated bibliographies of "Studies of Health Center Quality of Care" (2017). 2. Community Health Center Chartbook. June 2018. NACHC. Note: Section 3 of the chartbook is dedicated to high quality health care and reducing health disparities.
 3. Ku et al. Using Primary Care to Bend the Curve: Estimating the Impact of a Health Center Expansion on Health Care Costs. GWU Department of Health Policy. Policy Research Brief NO. 14. September 2009.
 4. Community Health Center Chartbook. June 2018. Figure 4.1. Based on NACHC analysis of: 1. 2014 Uniform Data System, Bureau of Primary Health Care, HRSA, DHHS. 2. Agency for Healthcare Research and Quality. Medical Expenditure Survey. Table 8.1a: Office-based Medical Provider Services-Mean and Median Expenses per Person with Expense and Distribution of Expenses by Source of Payment: United States, 2014. Visits to physicians only.
 5. Nocon et al. Health Care Use and Spending for Medicaid Enrollees in Federally Qualified Health Centers Versus Other Primary Care Settings. AJPH. November 2016. 106(11): 1981-1989.
 6. 2017 Uniform Data System, Bureau of Primary Health Care, HRSA, DHHS.