

MPE Member Login and Profile Update

Go to www.mpe.org

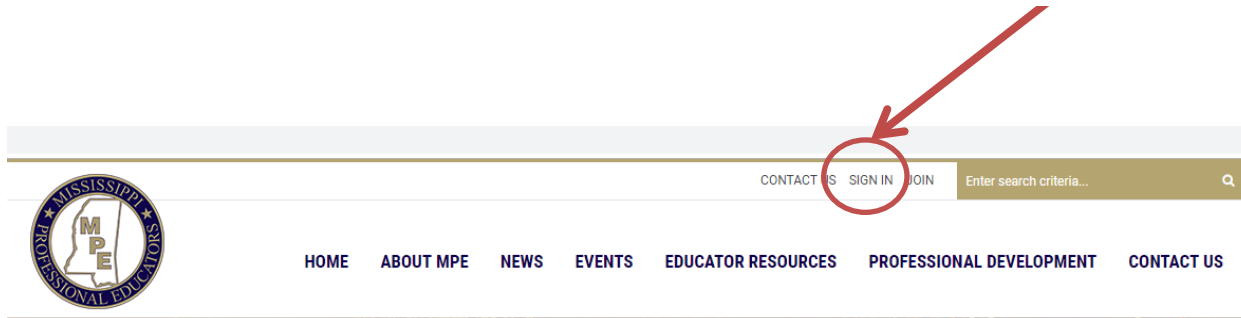
Login with the Last Name (first letter capitalized) and Member number.

Your Password is: password1 (case sensitive)

Step 1. Listed below are 3 areas in which you may login from the MPE home screen.

A. You may login on the top toolbar located on the home screen.

Click on **Sign In** located on the top toolbar.



You will notice the Member Login screen will appear.

Member Login

Welcome to the online community. Because of the built-in security features, you must first register and be approved before accessing many site sections. If you are not a member of the site yet, please register - we'd love you to be part of our online community.

Sign in using your social profile



OR

Sign in using your credentials

Remember Me



Enter your temporary **Username** provided (last name, MPE member ID number)

Enter your temporary **Password:password1**

Click here to **Sign In**

B. You may login on the scrolling banner located on the home screen. Click on the **Login Now button** located on the home page banner.



You will notice the Member Login screen will appear.

Member Login

Welcome to the online community. Because of the built-in security features, you must first register and be approved before accessing many site sections. If you are not a member of the site yet, please register - we'd love you to be part of our online community.

Sign in using your social profile



OR

Sign in using your credentials

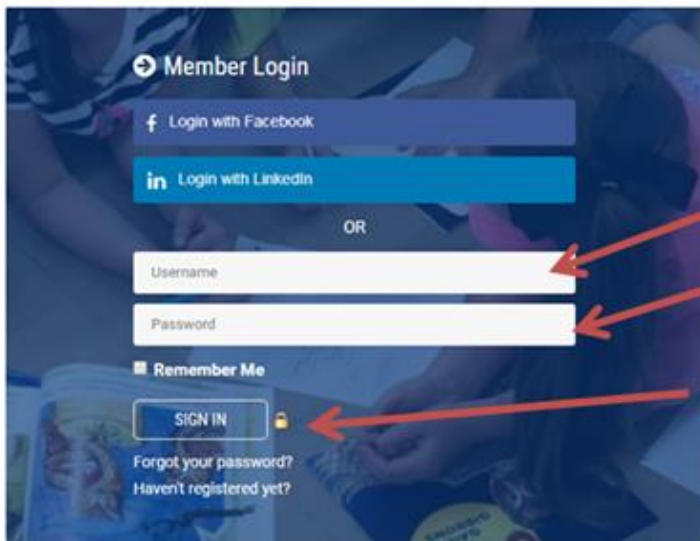
Enter your temporary **Username** provided (last name, MPE member ID number)

Enter your temporary **Password**: password1

Remember Me

Click here to **Sign In**

C. You may use the scroll bar on the right side of the screen to scroll down the home page and locate the blue Member Login box to login.



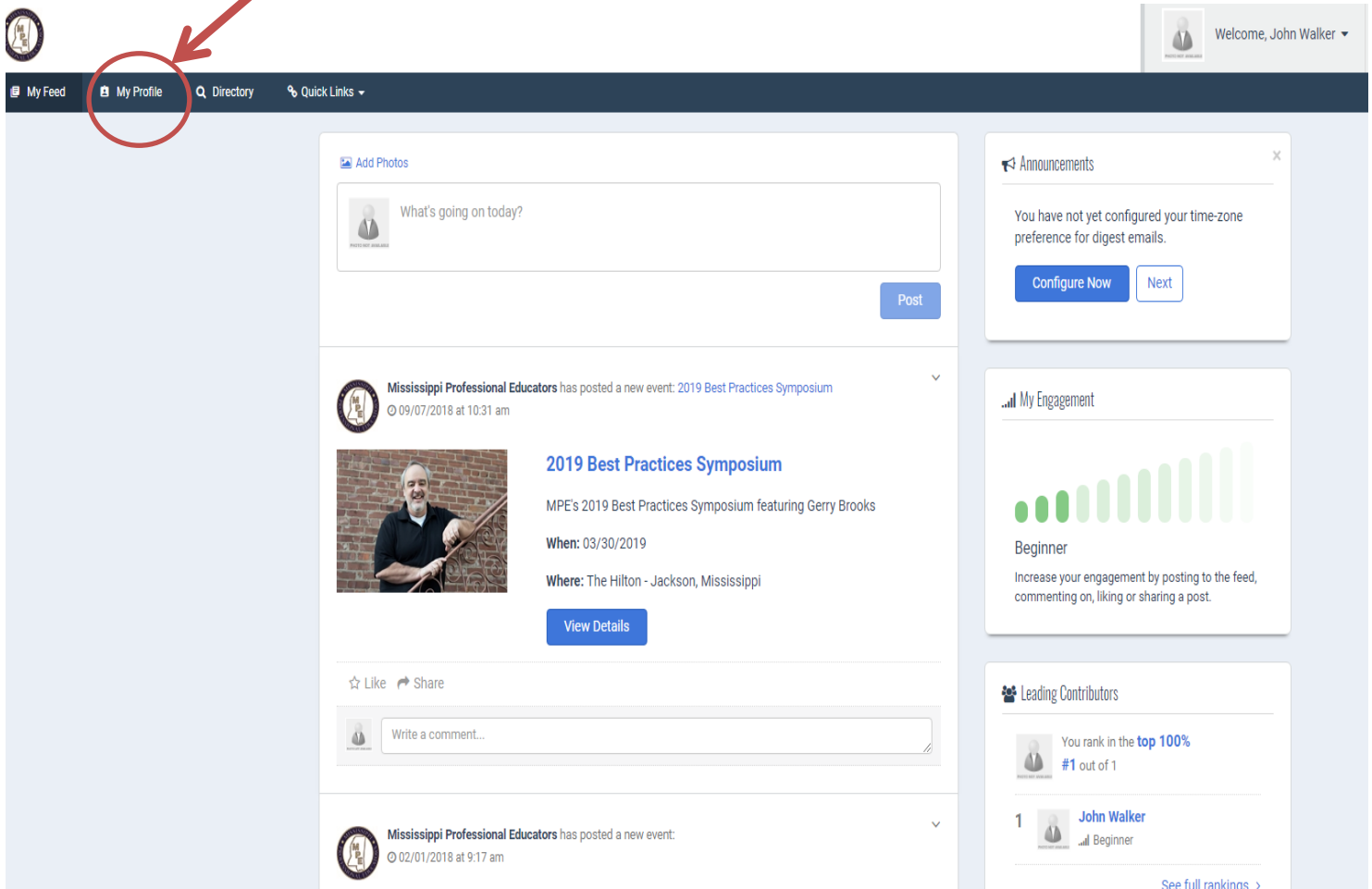
Enter your temporary **Username**: Smith57521
(last name, MPE member ID number)

Enter your temporary **Password**:
password1

Click her to **Sign In**

Step 2. Updating your profile information. You have 2 areas in which you can locate “My Profile” settings.

A. Click on **My Profile** located on the top tool bar to manage your profile information.





Mr. John Walker

Contact Info

Mr. John Walker

1860 King street
Forrest, Mississippi 39924
United States
[View on map](#)

About

Profile Completeness



Increase your score today!

Address: 1860 King street, Forrest, Mississippi
39924 United States
[View on Map](#)

Additional: 601 828-6696 (Mobile)

Subject Taught Math

Member Category Teacher

School Forest Elementary School

School District Forest Municipal School District

County Forrest


Additional Information

Are you certified as an NBCT? Yes

Have you ever been a member of MPE? Yes

How would you like to receive your MPE journal? Electronic

Click **Edit** to Update your username, password and member information.



Edit

Profile >

- Information & Settings
- Payments & History
- Content & Features
- Professional Development

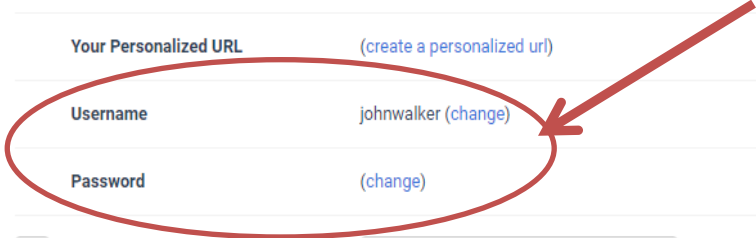
About

Profile Completeness: 65%

Account Information

Website ID	55640868
Member ID	
Your Personalized URL	(create a personalized url)
Username	johnwalker (change)
Password	(change)
E-Mail Address *	<input type="text" value="johnwalker@nsnbc.com"/>
Confirm E-Mail *	<input type="text" value="johnwalker@nsnbc.com"/>
Email Preference	Manage Email Preferences
Headshot Image	Manage Headshot Image
Title	<input type="text" value="Mr."/> (Example: Mr, Ms, Dr, etc.)
Full Name *	<input type="text" value="John"/> <input type="text" value="Walker"/>
Your Birthday *	<input type="text"/> (12/31/1999)

Update **Username** and **Password**



Save Changes

Be sure to save your profile changes by selecting the save changes button at the bottom of the profile page.

Welcome, John Walker ▾

- Account + Settings**
- Invoices
- Sign Out

B. Click on the “Welcome Member” down arrow key on the Welcome tab in the upper right hand tool bar.

Click on **Account + Settings**

Profile >

- Information & Settings
- Payments & History
- Content & Features
- Professional Development

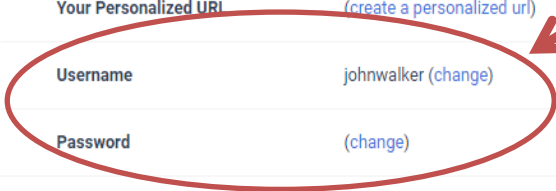
About



Account Information

Website ID	55640868
Member ID	
Your Personalized URL	(create a personalized url)
Username	johnwalker (change)
Password	(change)
E-Mail Address *	<input type="text" value="johnwalker@nsnbc.com"/>
Confirm E-Mail *	<input type="text" value="johnwalker@nsnbc.com"/>
Email Preference	Manage Email Preferences
Headshot Image	Manage Headshot Image
Title	<input type="text" value="Mr."/> (Example: Mr, Ms, Dr, etc.)
Full Name *	<input type="text" value="John"/> <input type="text"/> <input type="text" value="Walker"/>
Your Birthday *	<input type="text"/> (12/31/1999)

Update **Username** and **Password**



Be sure to save your profile changes by selecting the save changes button at the bottom of the profile page.