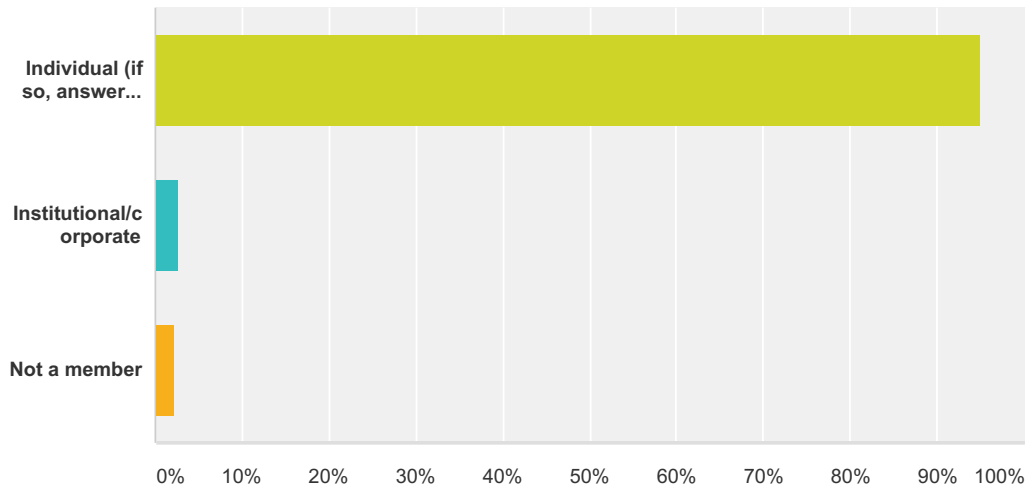


### Q1 What is your MLA membership status?

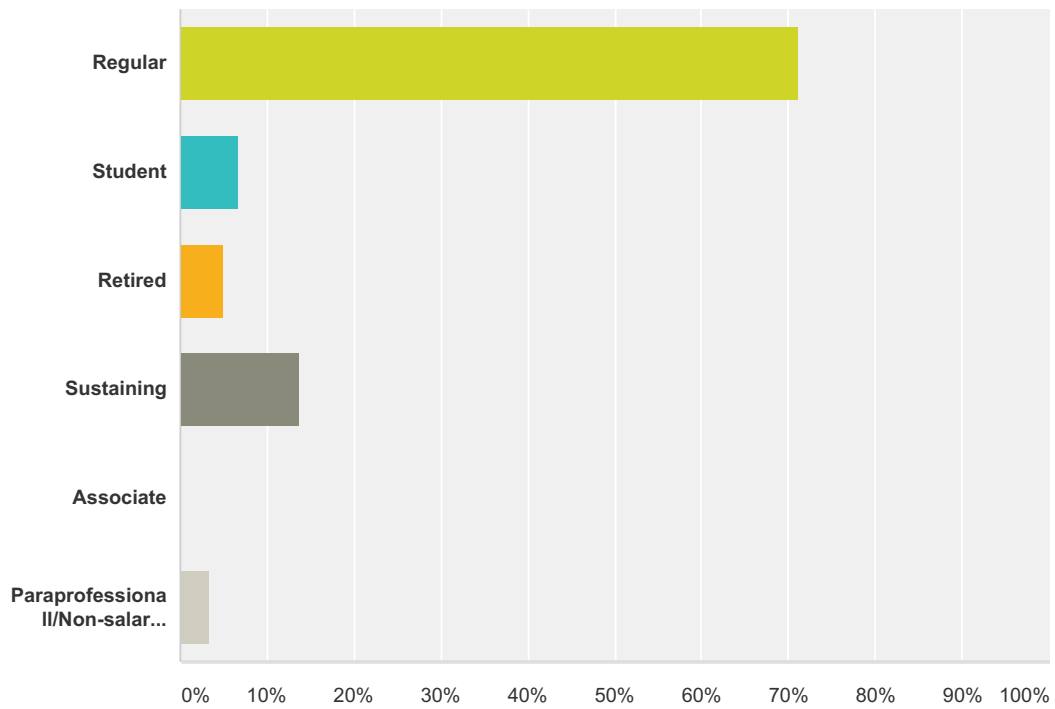
Answered: 256 Skipped: 0



Answer Choices	Responses
Individual (if so, answer question 2)	94.92% 243
Institutional/corporate	2.73% 7
Not a member	2.34% 6
<b>Total</b>	<b>256</b>

## Q2 If you are an individual member, what type are you?

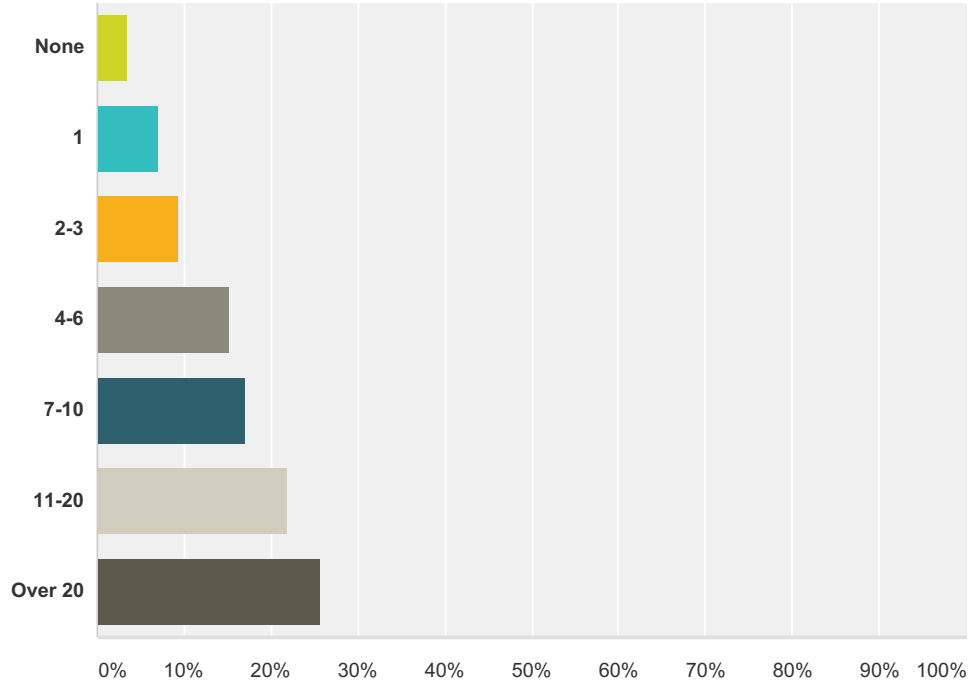
Answered: 240 Skipped: 16



Answer Choices	Responses
Regular	71.25% 171
Student	6.67% 16
Retired	5.00% 12
Sustaining	13.75% 33
Associate	0.00% 0
Paraprofessionall/Non-salaried/Part-time	3.33% 8
<b>Total</b>	<b>240</b>

### Q3 Approximately how many MLA annual meetings have you attended (including the most recent)?

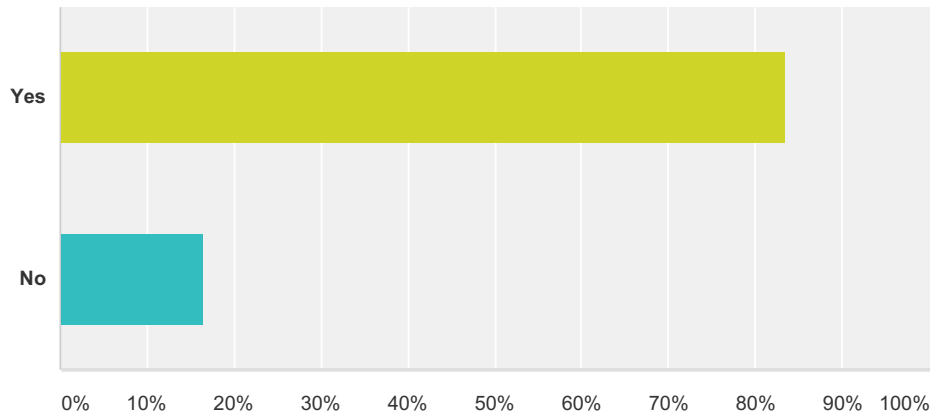
Answered: 256 Skipped: 0



Answer Choices	Responses
None	3.52% 9
1	7.03% 18
2-3	9.38% 24
4-6	15.23% 39
7-10	17.19% 44
11-20	21.88% 56
Over 20	25.78% 66
<b>Total</b>	<b>256</b>

### Q4 Did you attend the annual meeting in Denver?

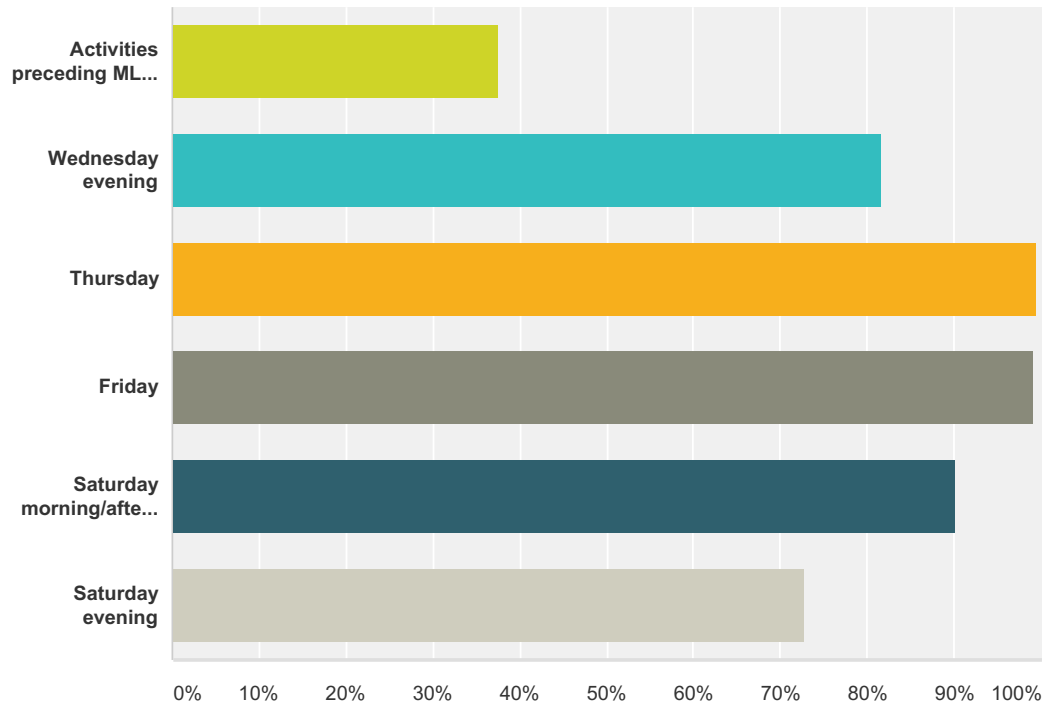
Answered: 256 Skipped: 0



Answer Choices	Responses
Yes	83.59% 214
No	16.41% 42
<b>Total</b>	<b>256</b>

### Q5 How much of the conference did you attend (check every item that applies)?

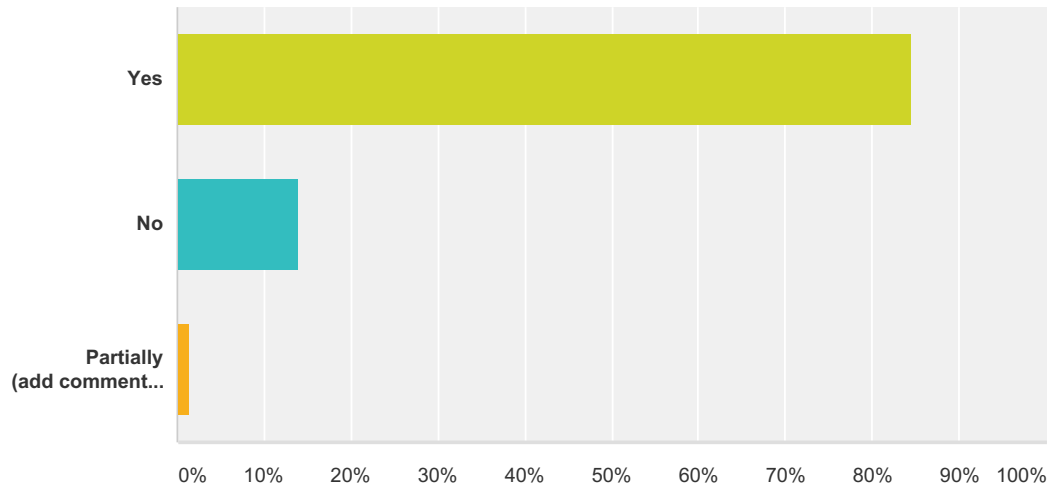
Answered: 213 Skipped: 43



Answer Choices	Responses
Activities preceding MLA conference (e.g., MOUG, Pre-Conference, Tours, First-Timer Events, etc.)	37.56% 80
Wednesday evening	81.69% 174
Thursday	99.53% 212
Friday	99.06% 211
Saturday morning/afternoon	90.14% 192
Saturday evening	72.77% 155
<b>Total Respondents: 213</b>	

### Q6 Did you stay at the Westin Denver Downtown (i.e., the conference hotel?)

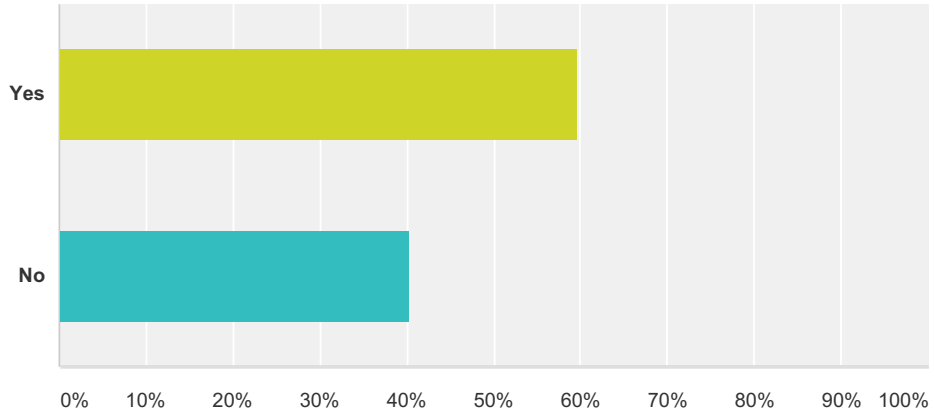
Answered: 213 Skipped: 43



Answer Choices	Responses
Yes	84.51% 180
No	14.08% 30
Partially (add comment below)	1.41% 3
<b>Total</b>	<b>213</b>

**Q7 Did you use Guidebook, either through its Web site or the mobile app, to access the program while attending the conference?**

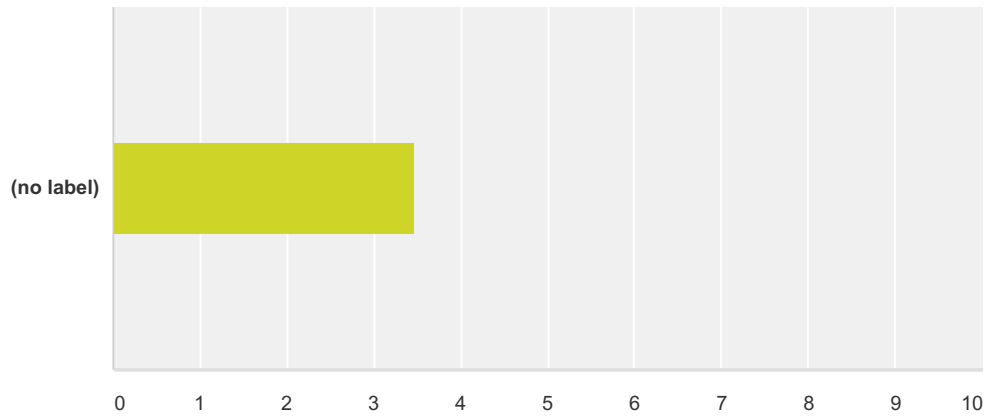
Answered: 211 Skipped: 45



Answer Choices	Responses
Yes	59.72% 126
No	40.28% 85
<b>Total</b>	<b>211</b>

### Q8 If you used Guidebook, how did it compare to the printed program?

Answered: 137 Skipped: 119

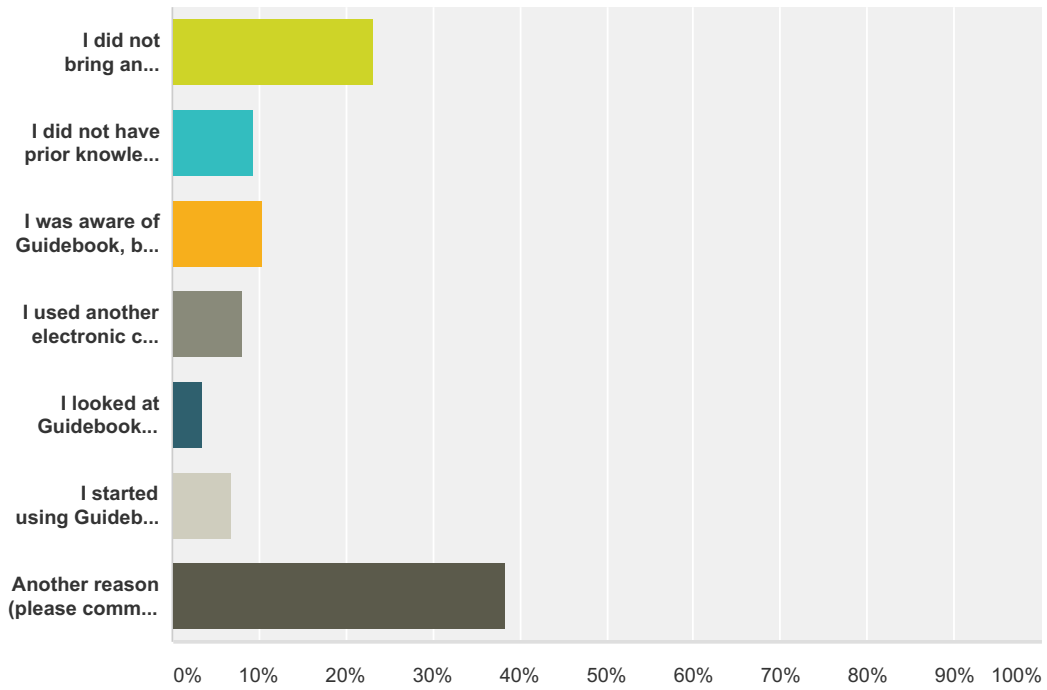


	I prefer the printed program; I didn't care for Guidebook	I used the printed program more often than Guidebook	Either Guidebook or printed program is fine; no preference	I used Guidebook more often than the printed program	Guidebook can replace the printed program	Total	Weighted Average
(no label)	6.57% 9	18.98% 26	18.25% 25	33.58% 46	22.63% 31	137	3.47



### Q9 If you did not use Guidebook, why didn't you?

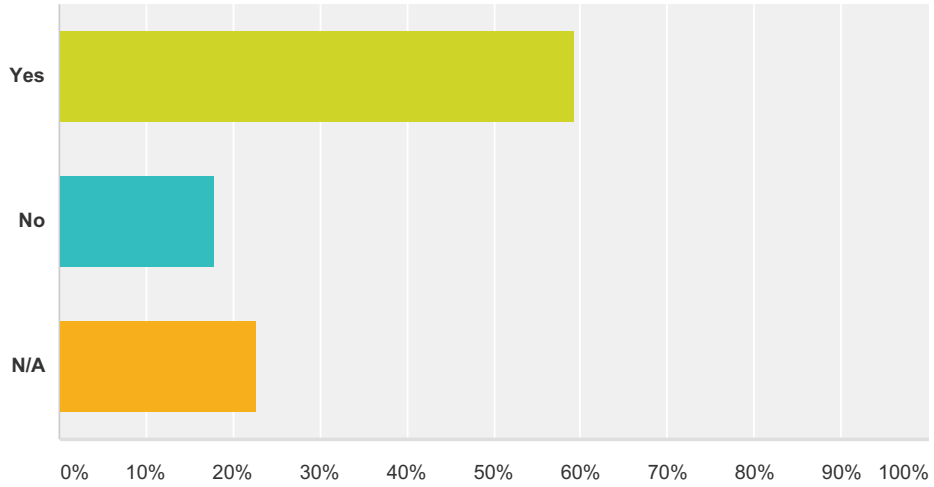
Answered: 86 Skipped: 170



Answer Choices	Responses
I did not bring an electronic device to the conference	23.26% 20
I did not have prior knowledge of Guidebook	9.30% 8
I was aware of Guidebook, but did not know how to access it	10.47% 9
I used another electronic copy of the program (e.g., PDF) on my device.	8.14% 7
I looked at Guidebook initially, and didn't feel it would be useful	3.49% 3
I started using Guidebook but found it lacking or frustrating	6.98% 6
Another reason (please comment below)	38.37% 33
<b>Total</b>	<b>86</b>

**Q10 If you did not use Guidebook or another digital copy of the program, would you be willing to print the PDF program at work or home and bring it to MLA?**

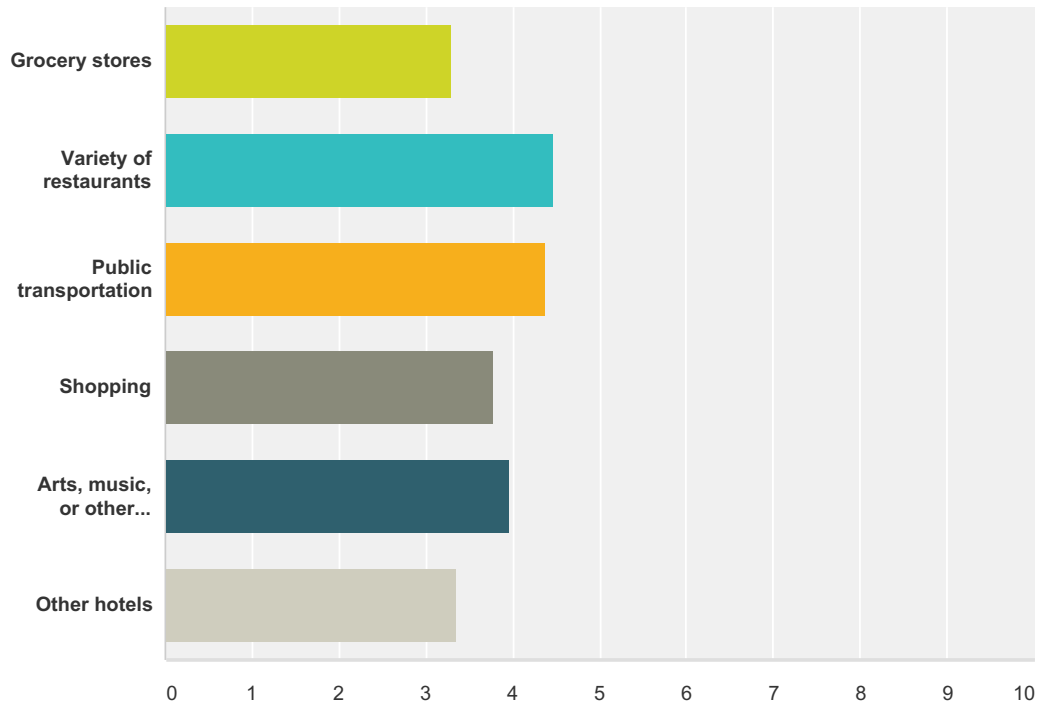
Answered: 150 Skipped: 106



Answer Choices	Responses
Yes	59.33% 89
No	18.00% 27
N/A	22.67% 34
<b>Total</b>	<b>150</b>

### Q11 Were you satisfied with the hotel location in proximity to the following?

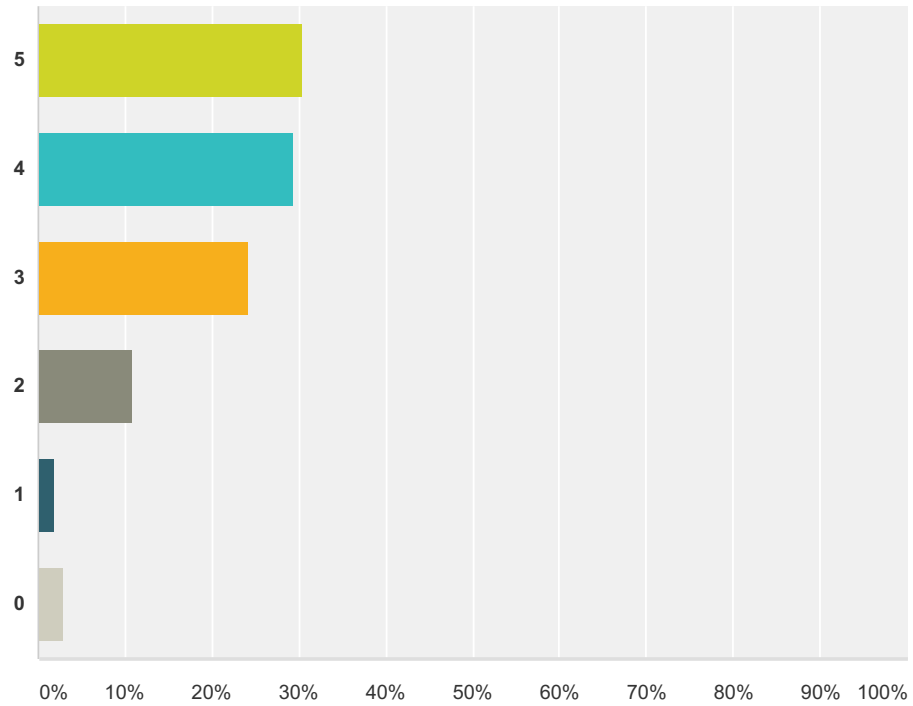
Answered: 212 Skipped: 44



	Very dissatisfied	Dissatisfied	It didn't matter to me	Satisfied	Very satisfied	N/A	Total	Weighted Average
Grocery stores	1.43% 3	8.57% 18	40.95% 86	18.57% 39	8.10% 17	22.38% 47	210	3.30
Variety of restaurants	0.95% 2	0.95% 2	2.38% 5	40.00% 84	53.33% 112	2.38% 5	210	4.47
Public transportation	0.94% 2	0.47% 1	13.21% 28	23.58% 50	51.89% 110	9.91% 21	212	4.39
Shopping	0.47% 1	0.94% 2	38.68% 82	23.11% 49	22.17% 47	14.62% 31	212	3.77
Arts, music, or other cultural attractions	0.47% 1	2.36% 5	20.75% 44	36.32% 77	24.06% 51	16.04% 34	212	3.97
Other hotels	0.00% 0	0.51% 1	44.67% 88	9.14% 18	7.11% 14	38.58% 76	197	3.37

**Q12 During Thursday, Friday, and Saturday there were 5 half-hour coffee breaks (2 per day + Saturday morning). How many did you go to?**

Answered: 210 Skipped: 46



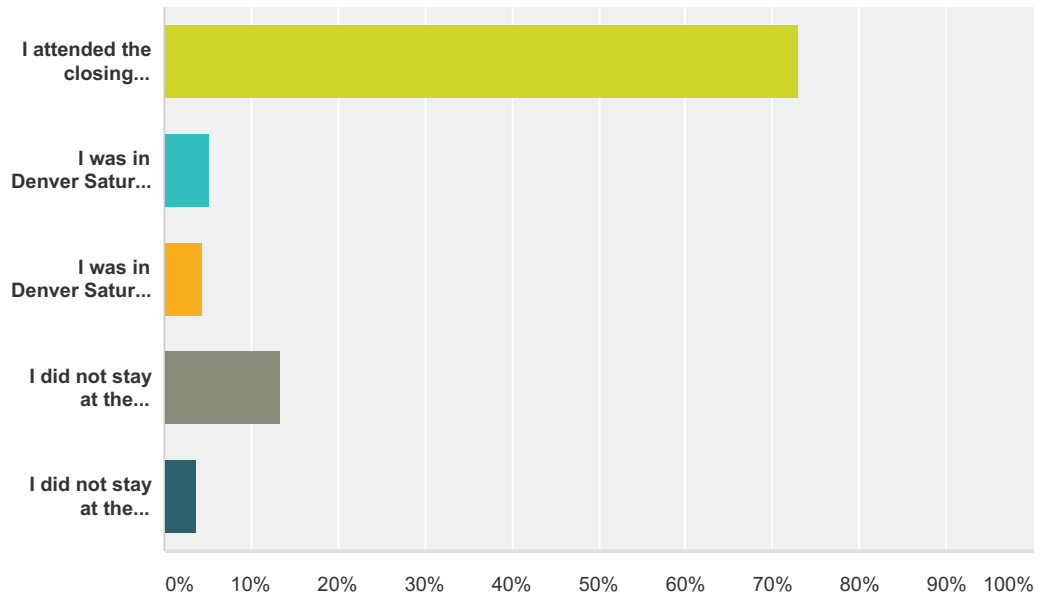
Answer Choices	Responses	Count
5	30.48%	64
4	29.52%	62
3	24.29%	51
2	10.95%	23
1	1.90%	4
0	2.86%	6
<b>Total</b>		<b>210</b>

**Q13 How did you feel about the food which was being served at the Opening and Closing Receptions?**

Answered: 192 Skipped: 64

### Q14 Please tell us how you spent the Saturday night of the Denver conference.

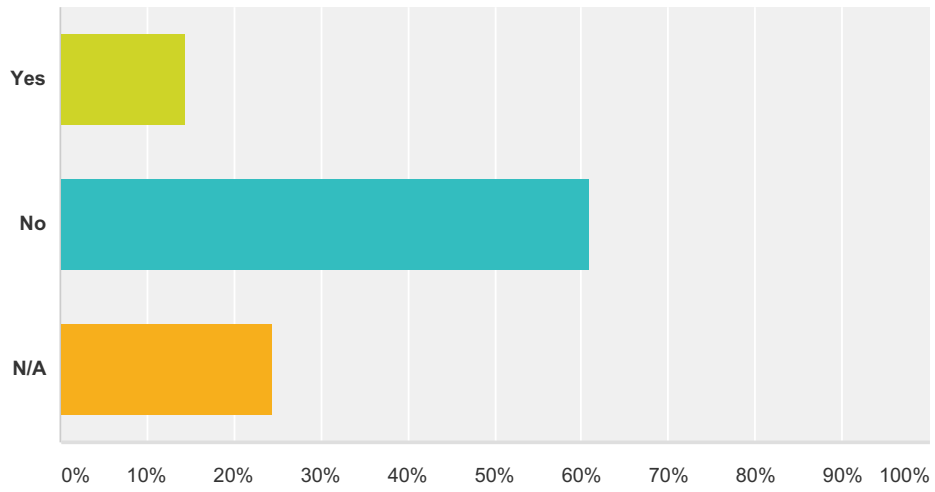
Answered: 208 Skipped: 48



Answer Choices	Responses
I attended the closing reception.	73.08% 152
I was in Denver Saturday night but did not attend the closing reception because I had other plans.	5.29% 11
I was in Denver Saturday night but did not attend the closing reception because it did not appeal to me.	4.33% 9
I did not stay at the conference Saturday night, for reasons having nothing to do with the scheduled events.	13.46% 28
I did not stay at the conference Saturday night because the scheduled events did not appeal to me.	3.85% 8
<b>Total</b>	<b>208</b>

### Q15 If you attended the closing reception, did you have dinner beforehand?

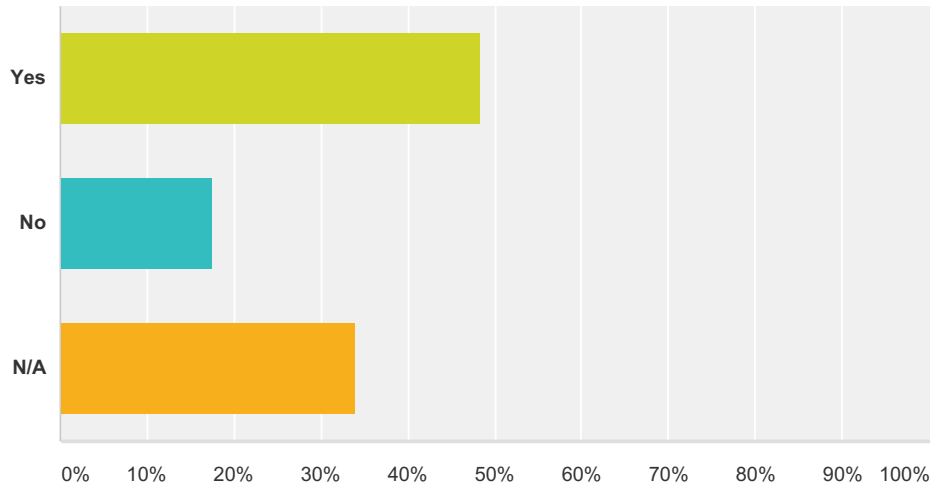
Answered: 200 Skipped: 56



Answer Choices	Responses
Yes	14.50% 29
No	61.00% 122
N/A	24.50% 49
<b>Total</b>	<b>200</b>

**Q16 If you did not have dinner beforehand, did you feel that the fare at the closing reception served as adequate substitute for dinner?**

Answered: 182 Skipped: 74



Answer Choices	Responses
Yes	48.35% 88
No	17.58% 32
N/A	34.07% 62
<b>Total</b>	<b>182</b>

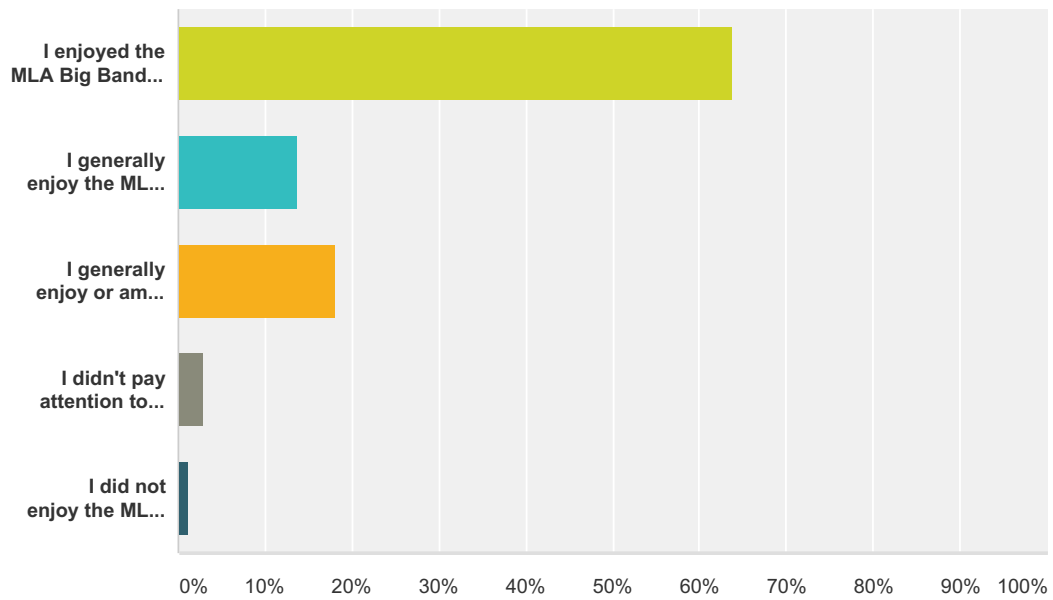


**Q17 Please add additional comments on  
MLA-sponsored social activities (dinners,  
parties, etc.) which may follow the Business  
Meeting.**

Answered: 59 Skipped: 197

### Q18 The MLA Big Band played for part of the evening.

Answered: 166 Skipped: 90



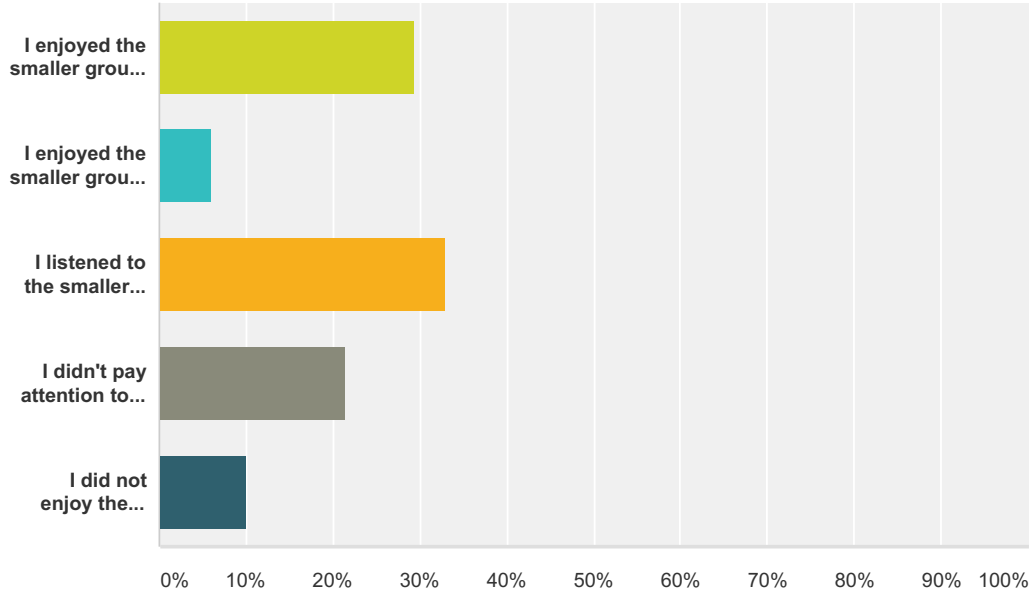
Answer Choices	Responses
I enjoyed the MLA Big Band and hope that it continues next year.	63.86% 106
I generally enjoy the MLA Big Band and feel it should be continued, but not necessarily every year	13.86% 23
I generally enjoy or am neutral about the MLA Big Band, but wish for it to be less disruptive so I can socialize.	18.07% 30
I didn't pay attention to the MLA Big Band.	3.01% 5
I did not enjoy the MLA Big Band and feel that it should be discontinued.	1.20% 2
<b>Total</b>	<b>166</b>

**Q19 Please add additional comments about the MLA Big Band.**

Answered: 45 Skipped: 211

### Q20 How did you feel about the soloists and smaller ensembles at the closing reception?

Answered: 149 Skipped: 107



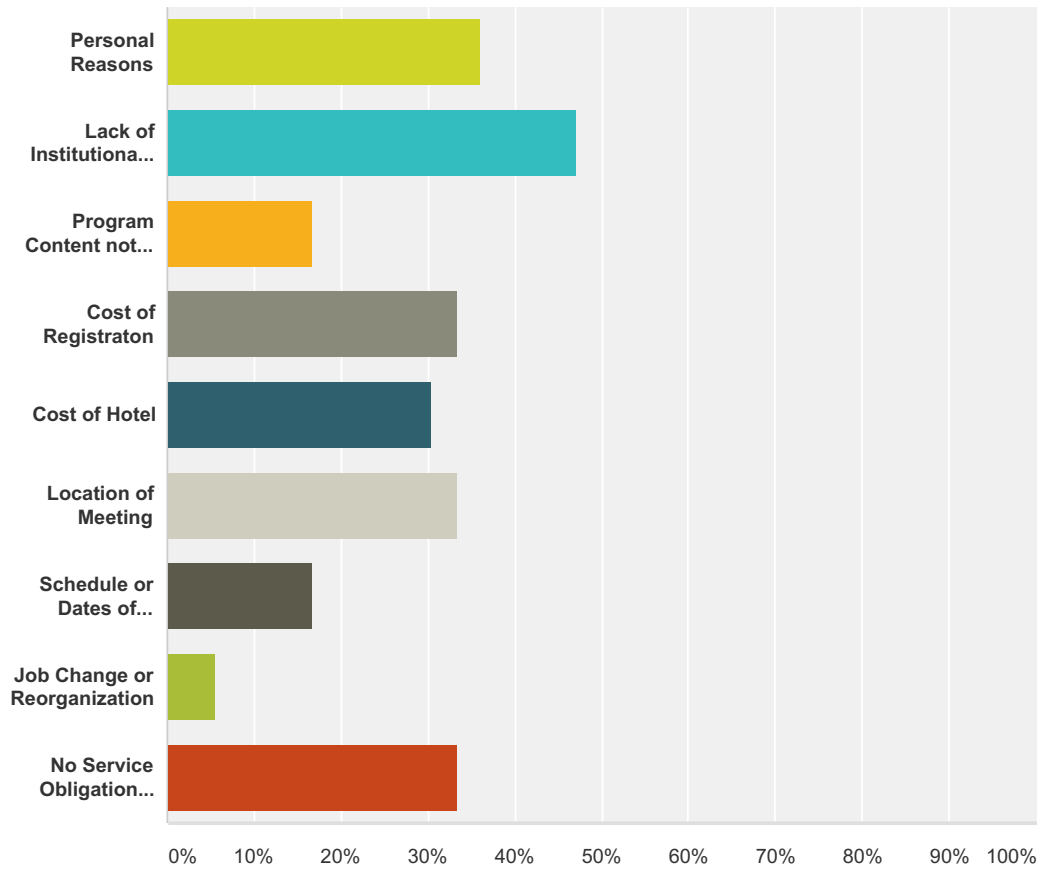
Answer Choices	Responses
I enjoyed the smaller groups, and hope that they continue next year.	29.53% 44
I enjoyed the smaller groups, and feel they should continue, but not every year.	6.04% 9
I listened to the smaller groups, but am open to further experimentation before coming to judgment.	32.89% 49
I didn't pay attention to the smaller groups.	21.48% 32
I did not enjoy the smaller groups, and feel that they should be discontinued.	10.07% 15
<b>Total</b>	<b>149</b>

**Q21 Please add additional comments about the soloists and smaller ensembles.**

Answered: 42 Skipped: 214

**Q22 Reason(s) for not attending. Please select all that apply.**

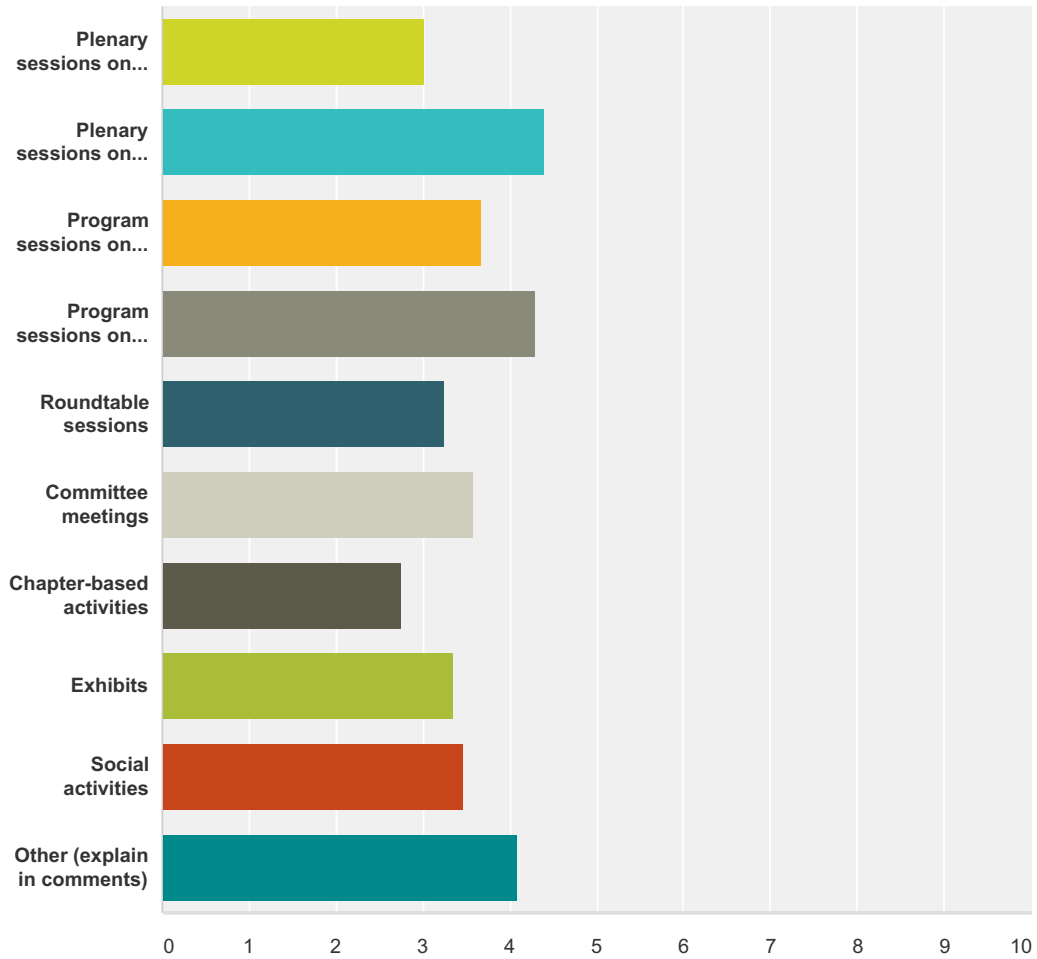
Answered: 36 Skipped: 220



Answer Choices	Responses
Personal Reasons	36.11% 13
Lack of Institutional Support	47.22% 17
Program Content not Relevant to Current Position	16.67% 6
Cost of Registraton	33.33% 12
Cost of Hotel	30.56% 11
Location of Meeting	33.33% 12
Schedule or Dates of Meeting	16.67% 6
Job Change or Reorganization	5.56% 2
No Service Obligation and/or Not Presenting	33.33% 12
<b>Total Respondents: 36</b>	

**Q23 Please rate these meeting elements from 1 (least important) to 5 (most important) in terms of their importance to you.**

Answered: 236 Skipped: 20



	1	2	3	4	5	Total	Weighted Average
Plenary sessions on local music and culture	16.24% 38	16.67% 39	29.06% 68	23.93% 56	14.10% 33	234	3.03
Plenary sessions on library issues of current interest	5.96% 14	0.85% 2	4.68% 11	24.68% 58	63.83% 150	235	4.40
Program sessions on music	3.88% 9	10.34% 24	24.57% 57	36.64% 85	24.57% 57	232	3.68
Program sessions on librarianship	5.13% 12	1.28% 3	5.98% 14	33.76% 79	53.85% 126	234	4.30
Roundtable sessions	5.19% 12	18.18% 42	33.77% 78	31.17% 72	11.69% 27	231	3.26
Committee meetings	6.49% 15	13.85% 32	20.35% 47	31.60% 73	27.71% 64	231	3.60

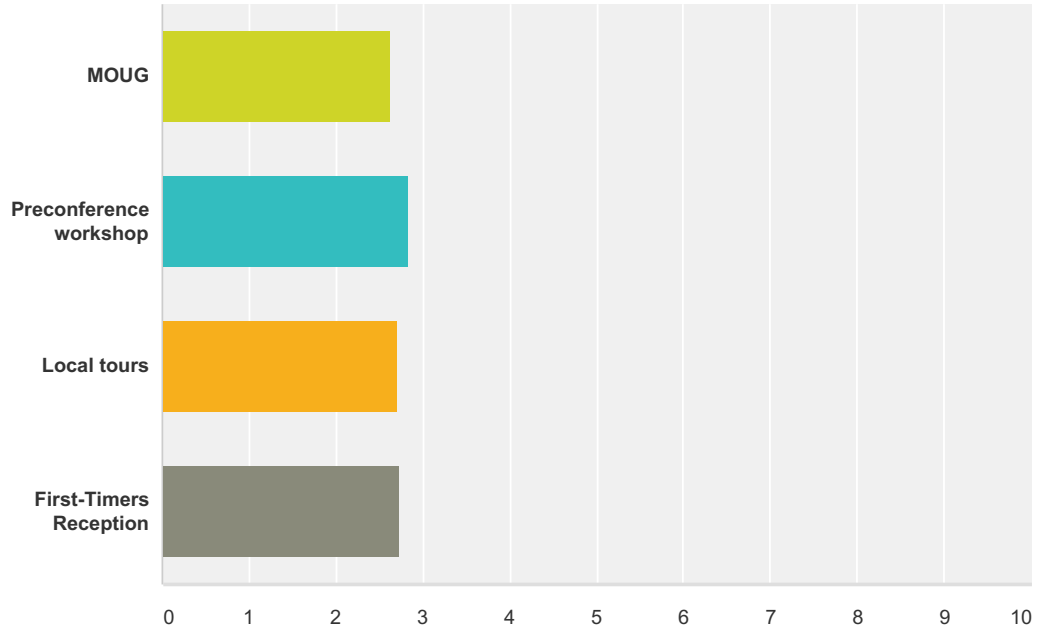
## Denver 2015 Survey

Chapter-based activities	<b>12.82%</b> 30	<b>27.35%</b> 64	<b>35.47%</b> 83	<b>20.94%</b> 49	<b>3.42%</b> 8	234	2.75
Exhibits	<b>8.12%</b> 19	<b>17.09%</b> 40	<b>25.21%</b> 59	<b>28.63%</b> 67	<b>20.94%</b> 49	234	3.37
Social activities	<b>6.93%</b> 16	<b>11.69%</b> 27	<b>28.14%</b> 65	<b>34.63%</b> 80	<b>18.61%</b> 43	231	3.46
Other (explain in comments)	<b>10.00%</b> 1	<b>0.00%</b> 0	<b>20.00%</b> 2	<b>10.00%</b> 1	<b>60.00%</b> 6	10	4.10



**Q24 Please rate these pre-meeting elements from 1 (least important) to 5 (most important) in terms of their importance to you.**

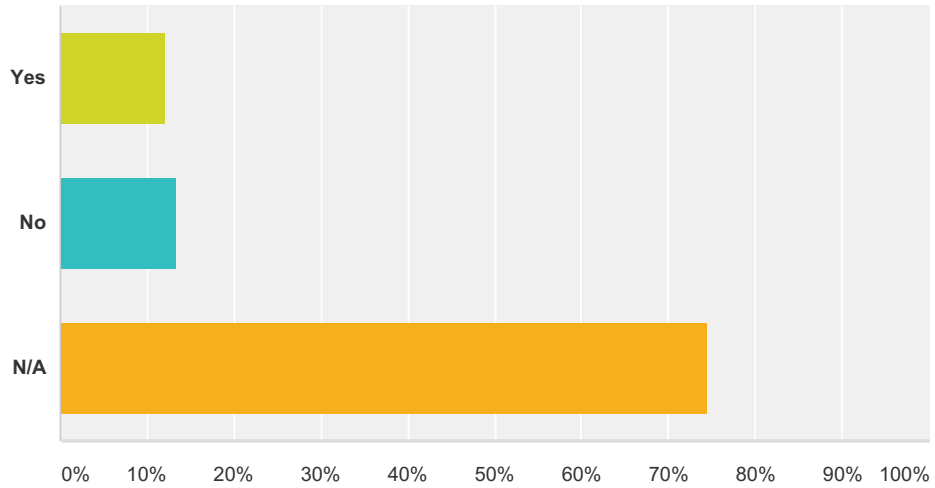
Answered: 215 Skipped: 41



	1	2	3	4	5	Total	Weighted Average
MOUG	40.00% 82	10.24% 21	19.02% 39	7.80% 16	22.93% 47	205	2.63
Preconference workshop	20.98% 43	14.63% 30	32.68% 67	22.44% 46	9.27% 19	205	2.84
Local tours	24.76% 51	15.53% 32	33.01% 68	16.50% 34	10.19% 21	206	2.72
First-Timers Reception	38.07% 75	8.12% 16	17.77% 35	13.71% 27	22.34% 44	197	2.74

**Q25 For the first time this year in Denver, MLA provided live video from the annual conference, specifically the sessions that took place in the Platte River room of the Westin Denver Downtown. If you did not come to Denver, did you watch any sessions via live video?**

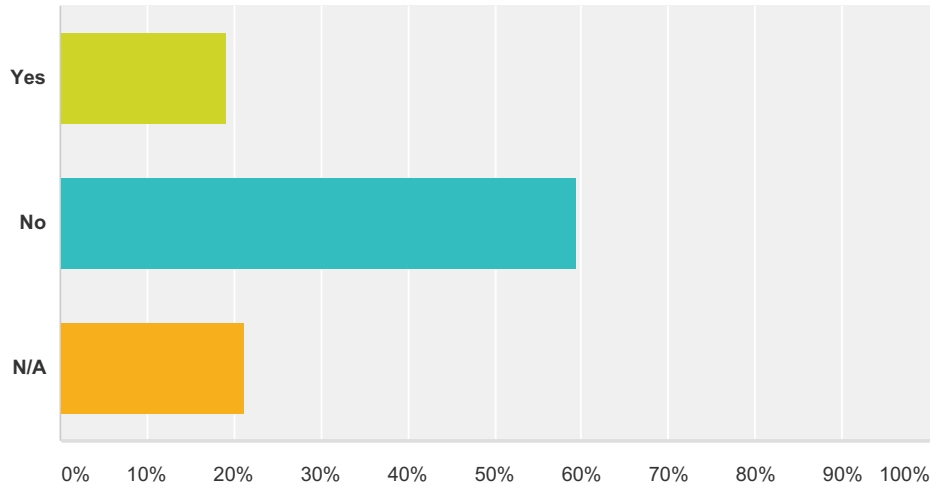
Answered: 224 Skipped: 32



Answer Choices	Responses
Yes	12.05% 27
No	13.39% 30
N/A	74.55% 167
<b>Total</b>	<b>224</b>

**Q26 If you did attend the Denver conference, did you watch any of the live webcasts of the Platte River room sessions? If so, why (please comment below)?**

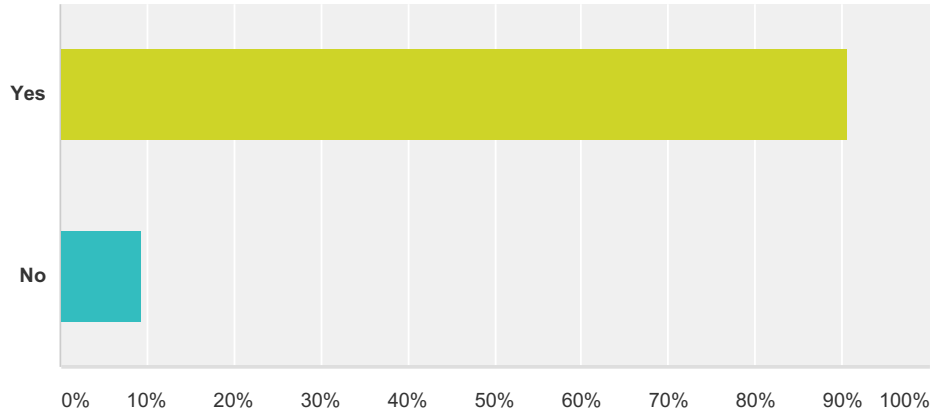
Answered: 225 Skipped: 31



Answer Choices	Responses	
Yes	19.11%	43
No	59.56%	134
N/A	21.33%	48
<b>Total</b>		<b>225</b>

**Q27 If you did watch sessions live, did you find the production values to be adequate (i.e. video/audio quality, visibility of Power Point slides, etc.)?**

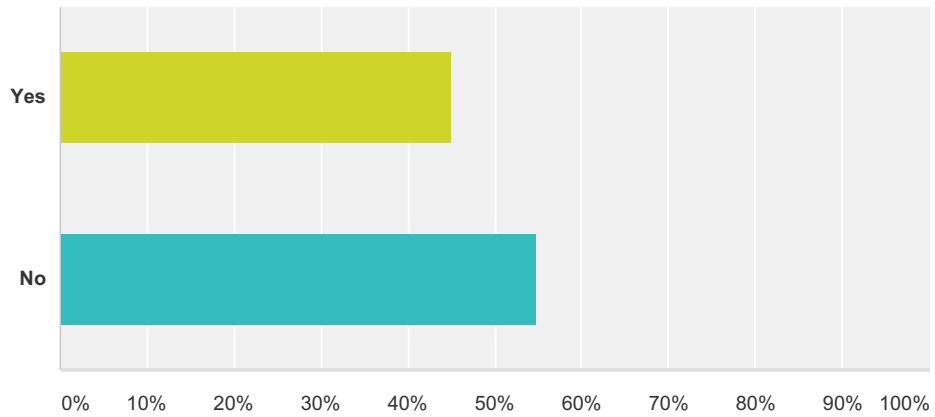
Answered: 75 Skipped: 181



Answer Choices	Responses
Yes	90.67% 68
No	9.33% 7
<b>Total</b>	<b>75</b>

**Q28 Since the end of the Denver conference, video of the Platte River room sessions has been available at <http://vimeopro.com/musiclibraryassoc/denver-2015> . Have you viewed any of these sessions since the end of the conference?**

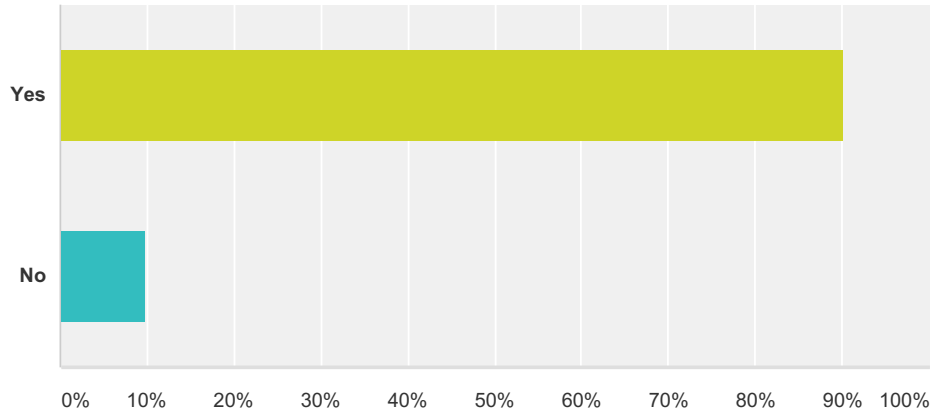
Answered: 242 Skipped: 14



Answer Choices	Responses
Yes	45.04% 109
No	54.96% 133
<b>Total</b>	<b>242</b>

**Q29 Do you find the ability to visit or revisit Denver conference sessions at vimeo.com to be useful and/or valuable?**

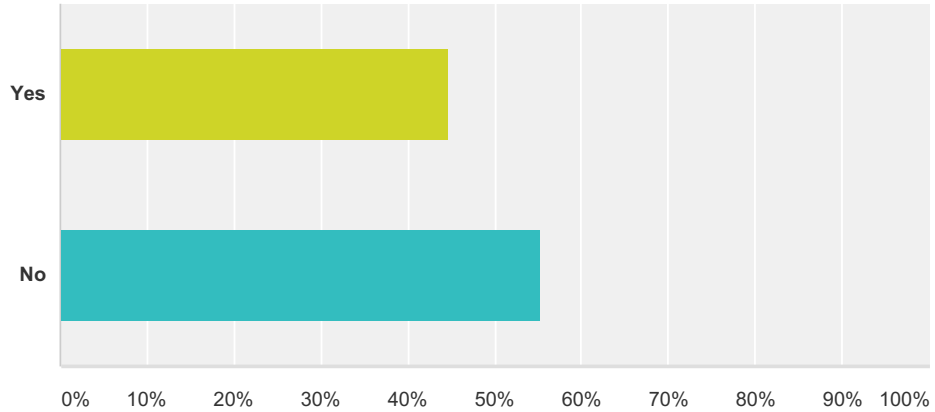
Answered: 204 Skipped: 52



Answer Choices	Responses
Yes	90.20% 184
No	9.80% 20
<b>Total</b>	<b>204</b>

**Q30 The MLA Board allocated funds to pay for the video production this year. After future MLA annual meetings, would you be willing to pay for access to video recordings of conference sessions, to help MLA recover costs? If so, approximately how much (please comment below)?**

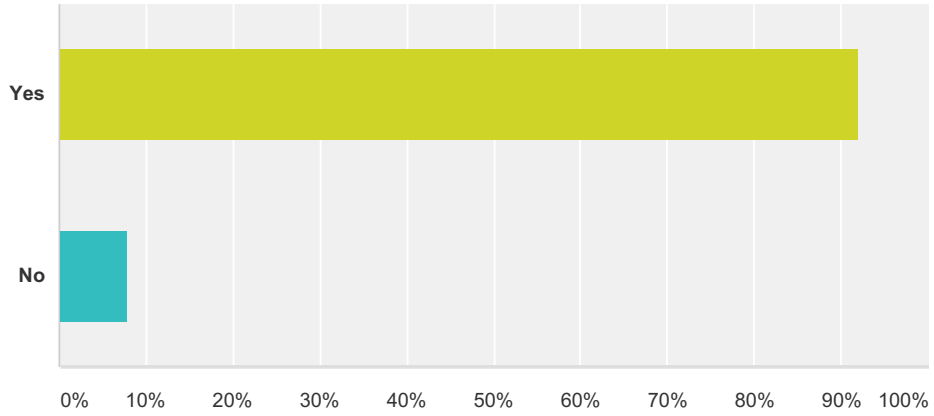
Answered: 217 Skipped: 39



Answer Choices	Responses	
Yes	44.70%	97
No	55.30%	120
<b>Total</b>		<b>217</b>

**Q31 The video webcasts had a chat feature that enabled monitors in the Platte River sessions to take questions from the remote audience. Did you like this feature?**

Answered: 177 Skipped: 79

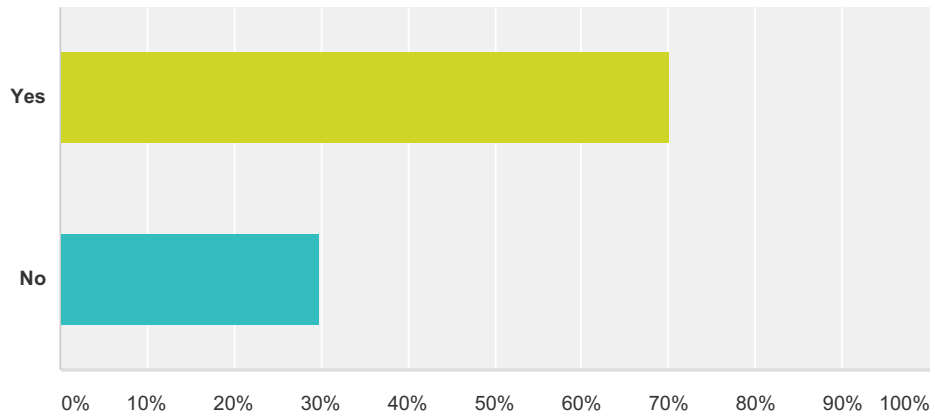


Answer Choices	Responses
Yes	92.09% 163
No	7.91% 14
<b>Total</b>	<b>177</b>



**Q32 The MLA Board allocated funds to pay for the video production this year. If you are unable to attend a future MLA annual meeting, would you be willing to pay a fee for access to all the live video sessions, to help MLA recover costs? If so, approximately how much would you be willing to pay (please comment below)?**

Answered: 204 Skipped: 52



Answer Choices	Responses
Yes	70.10% 143
No	29.90% 61
<b>Total</b>	<b>204</b>

**Q33 Please share any other thoughts, comments, or judgments you may have about the live video or post-conference video from the Denver meeting.**

Answered: 65 Skipped: 191

**Q34 Please add any further comments or ideas on the Denver meeting. Feel free to cover topics not specifically addressed in the above questions (wireless availability, Business Meeting, Local Arrangements events, program content, hotel guest room experience, etc.). Suggestions for ways to improve our annual meetings are also welcome.**

Answered: 96 Skipped: 160