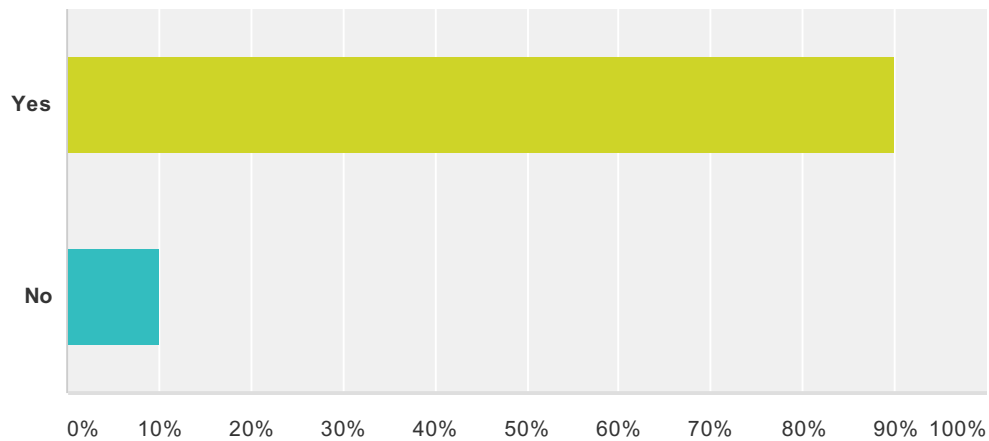


### Q1 Did you attend the annual meeting in Atlanta?

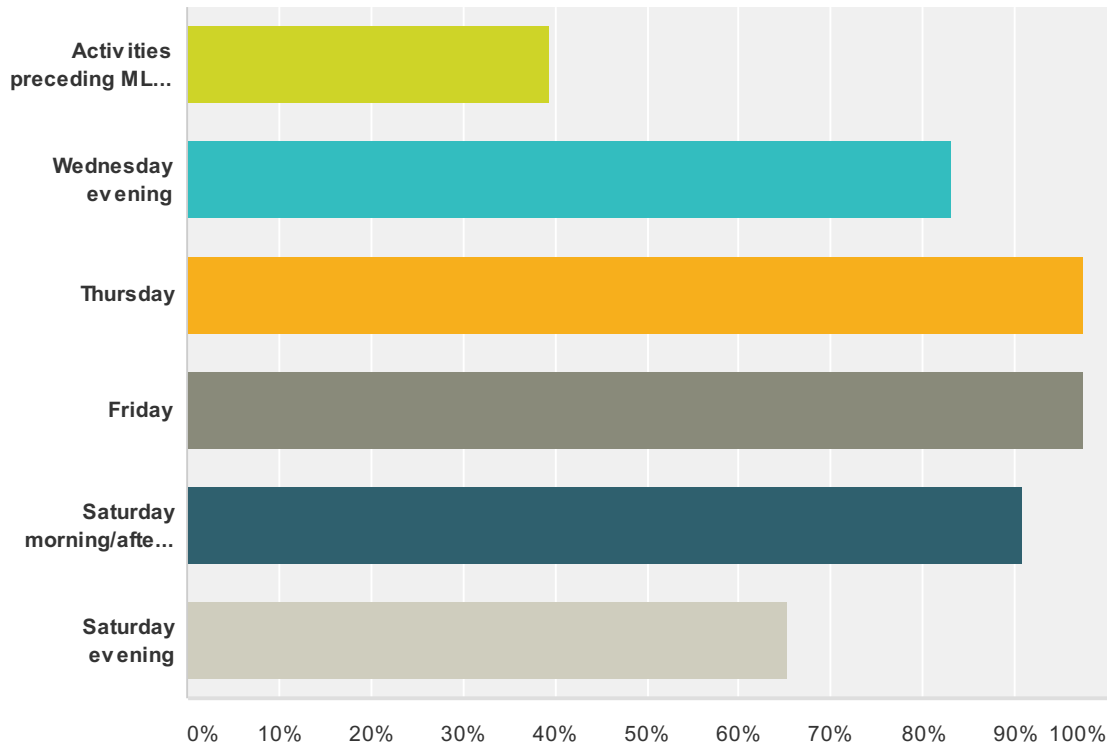
Answered: 350 Skipped: 0



Answer Choices	Responses	
Yes	90.00%	315
No	10.00%	35
<b>Total</b>		<b>350</b>

## Q2 How much of the conference did you attend (check every item that applies)?

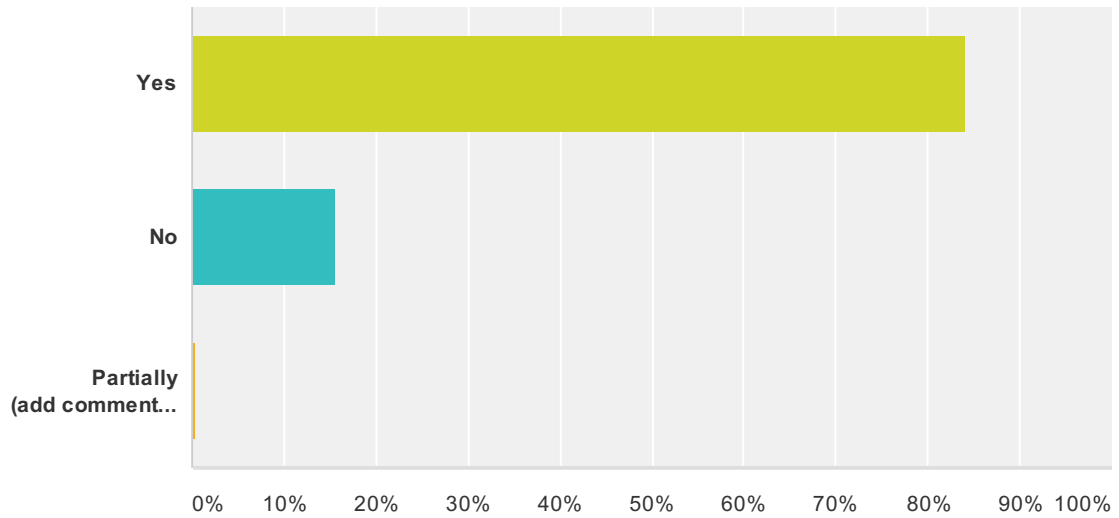
Answered: 314 Skipped: 36



Answer Choices	Responses
Activities preceding MLA conference (e.g., MOUG, Pre-Conference, Tours, First-Timer Events, etc.)	39.49% 124
Wednesday evening	83.12% 261
Thursday	97.45% 306
Friday	97.45% 306
Saturday morning/afternoon	90.76% 285
Saturday evening	65.29% 205
<b>Total Respondents: 314</b>	

### Q3 Did you stay at the Grand Hyatt Hotel (i.e., the conference hotel?)

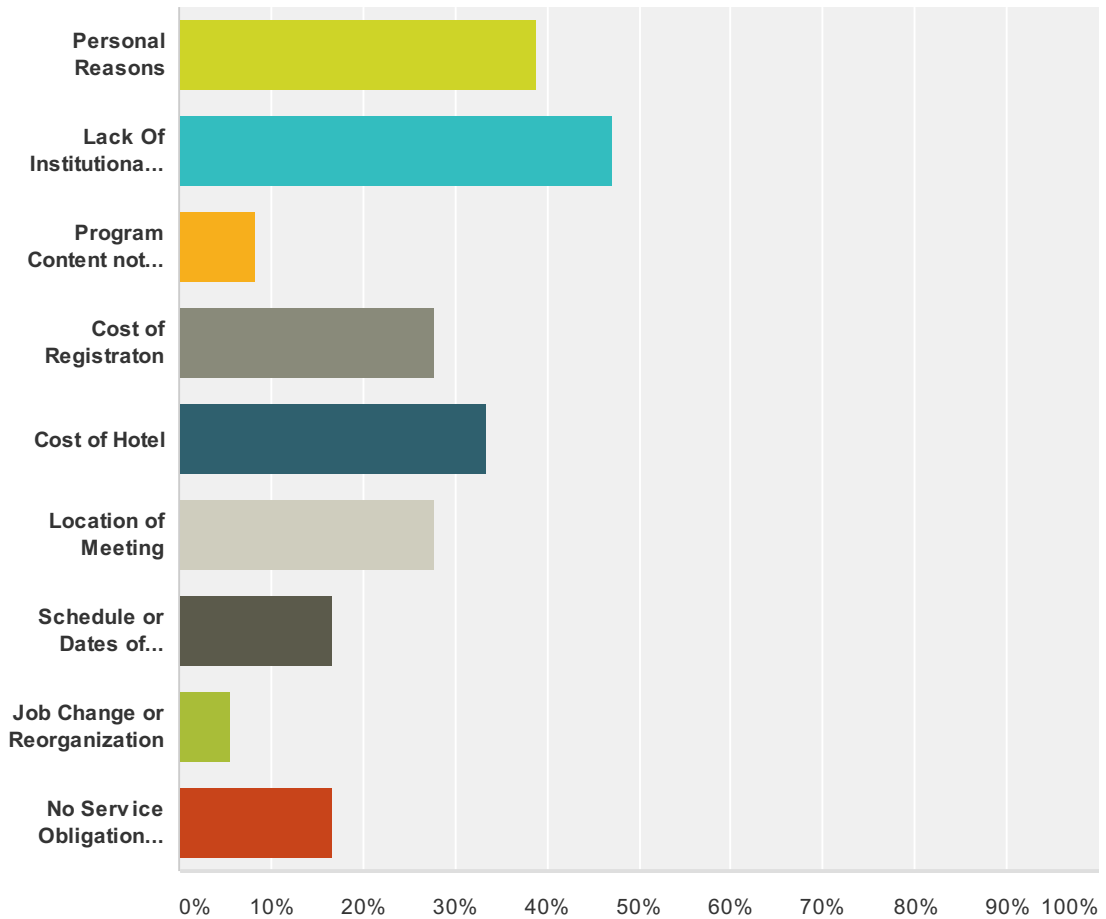
Answered: 314 Skipped: 36



Answer Choices	Responses	
Yes	84.08%	264
No	15.61%	49
Partially (add comment below)	0.32%	1
<b>Total</b>		<b>314</b>

### Q4 Reason(s) for not attending. Please select all that apply.

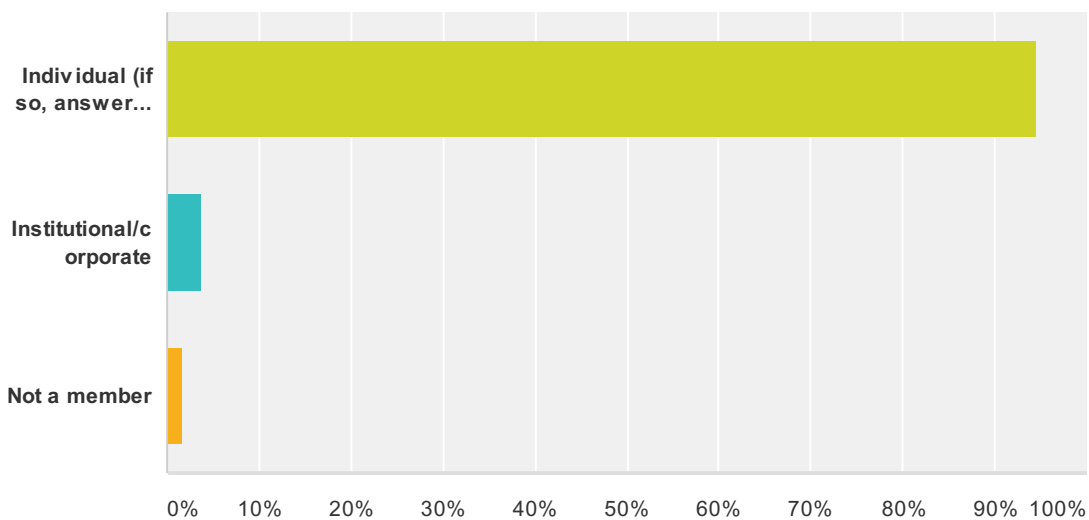
Answered: 36 Skipped: 314



Answer Choices	Responses
Personal Reasons	38.89% 14
Lack Of Institutional Support	47.22% 17
Program Content not Relevant to Current Position	8.33% 3
Cost of Registraton	27.78% 10
Cost of Hotel	33.33% 12
Location of Meeting	27.78% 10
Schedule or Dates of Meeting	16.67% 6
Job Change or Reorganization	5.56% 2
No Service Obligation and/or Not Presenting	16.67% 6
<b>Total Respondents: 36</b>	

### Q5 What is your MLA membership status?

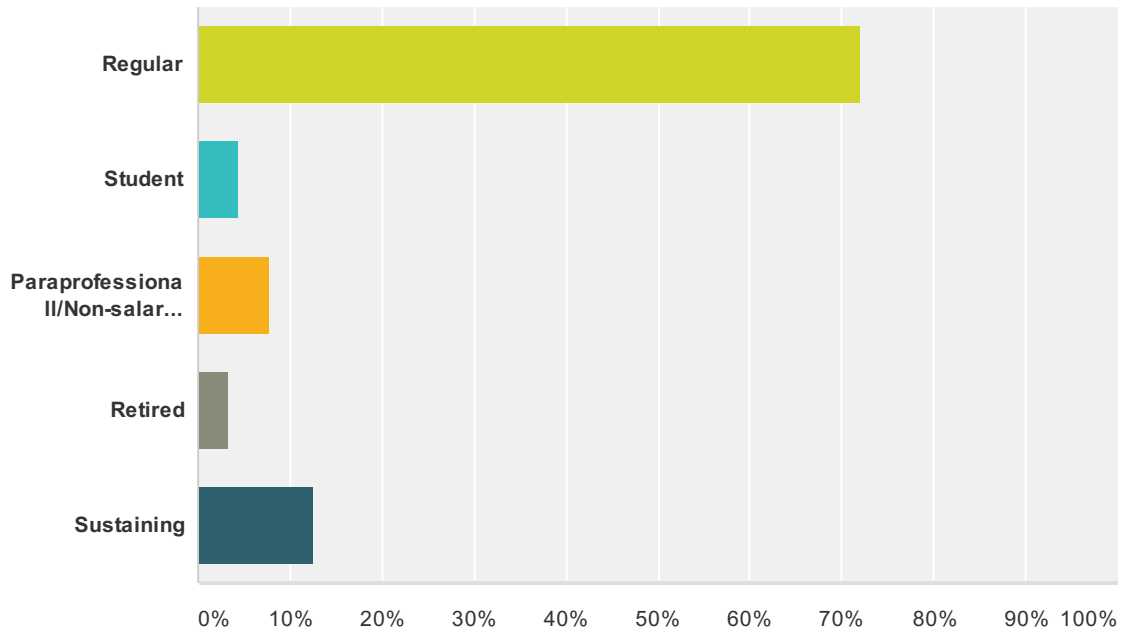
Answered: 347 Skipped: 3



Answer Choices	Responses	
Individual (if so, answer question 6)	94.52%	328
Institutional/corporate	3.75%	13
Not a member	1.73%	6
<b>Total</b>		<b>347</b>

### Q6 If you are an individual member, what type are you?

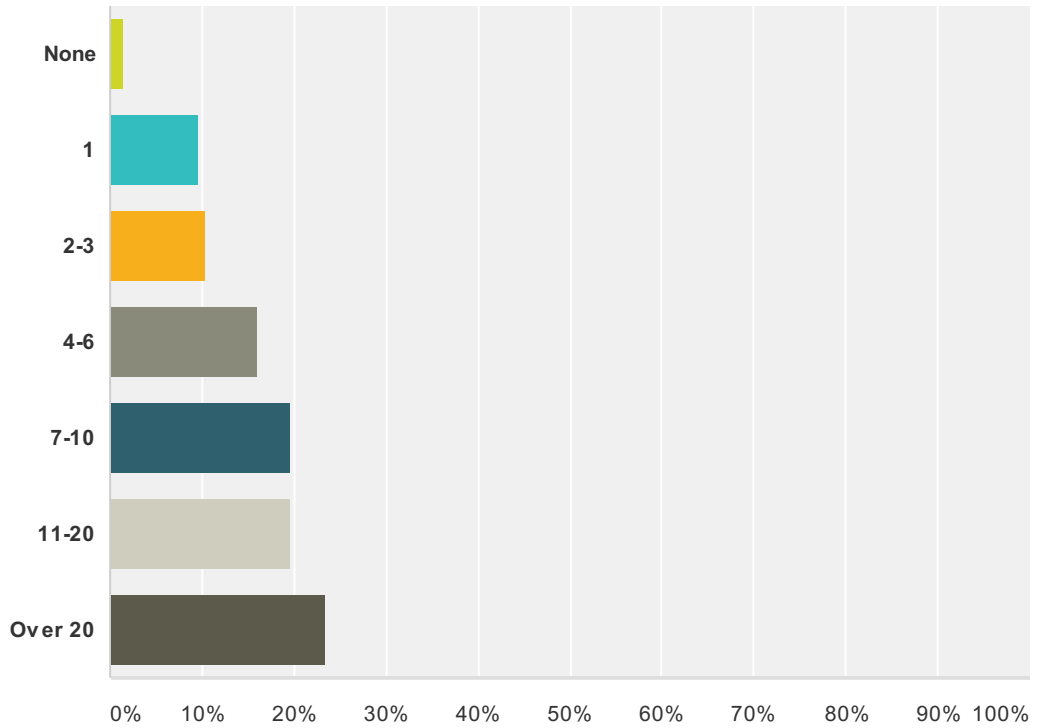
Answered: 325 Skipped: 25



Answer Choices	Responses
Regular	72.00% 234
Student	4.31% 14
Paraprofessiona II/Non-salaried/Part-time	7.69% 25
Retired	3.38% 11
Sustaining	12.62% 41
<b>Total</b>	<b>325</b>

### Q7 Approximately how many MLA annual meetings have you attended (including the most recent)?

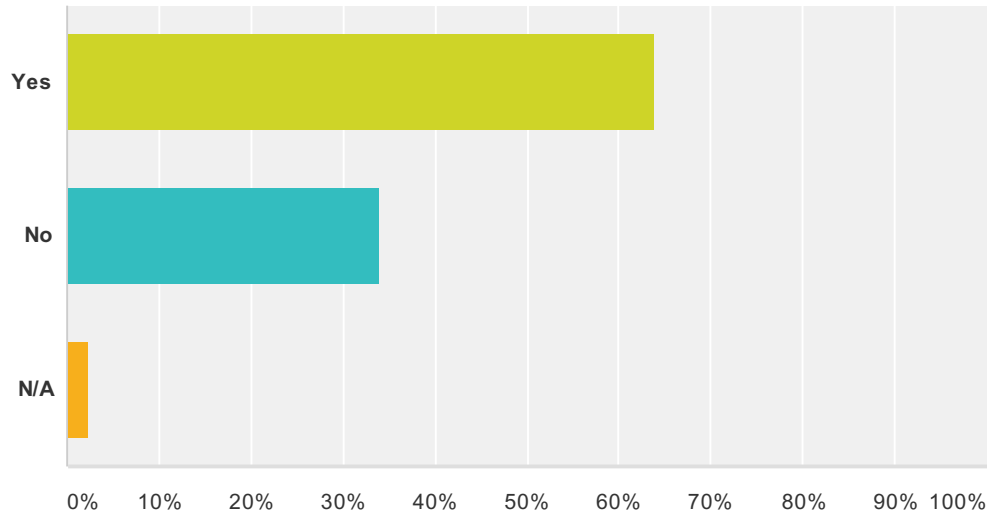
Answered: 347 Skipped: 3



Answer Choices	Responses
None	1.44% 5
1	9.51% 33
2-3	10.37% 36
4-6	16.14% 56
7-10	19.60% 68
11-20	19.60% 68
Over 20	23.34% 81
<b>Total</b>	<b>347</b>

**Q8 Did you use Guidebook, either through its Web site or the mobile app, to access the program while attending the conference?**

Answered: 315 Skipped: 35

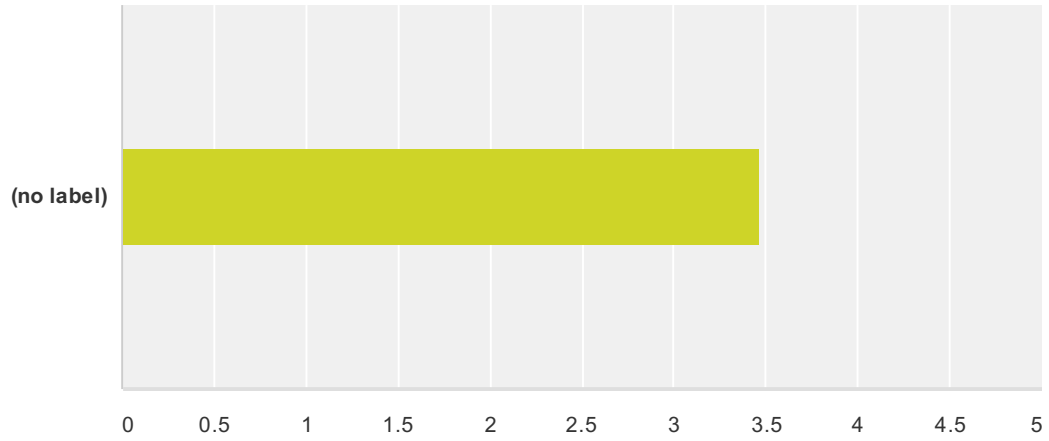


Answer Choices	Responses
Yes	63.81% 201
No	33.97% 107
N/A	2.22% 7
<b>Total</b>	<b>315</b>



### Q9 If you used Guidebook, how did it compare to the printed program?

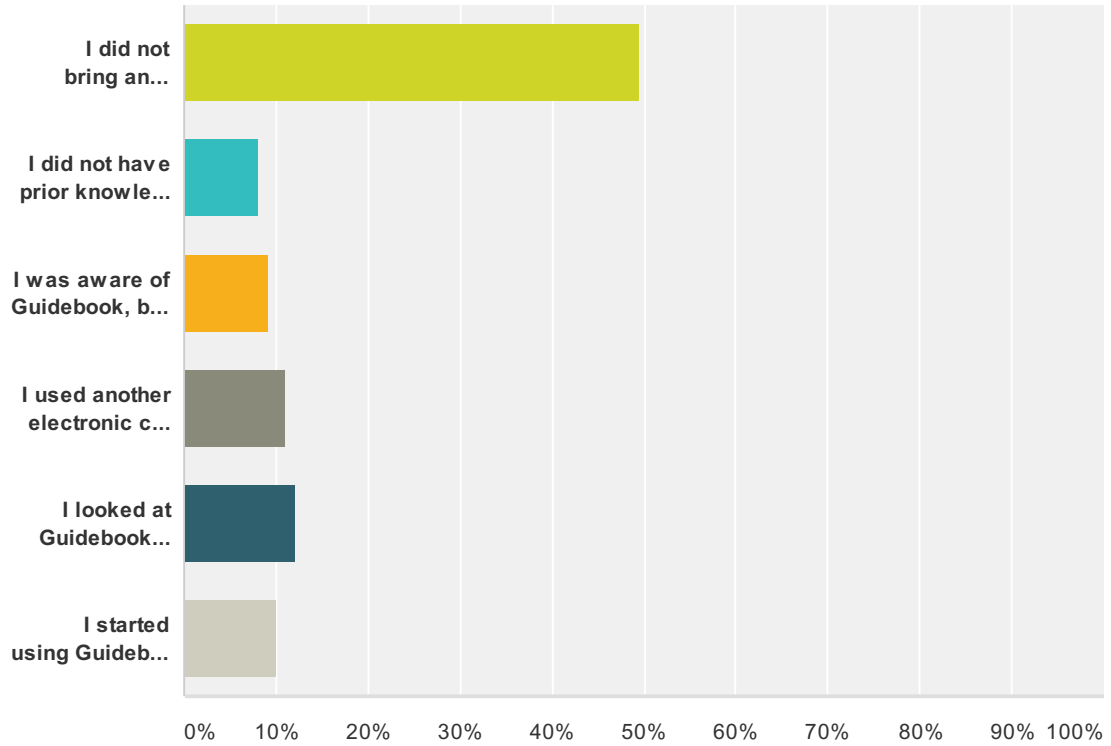
Answered: 217 Skipped: 133



	I prefer the printed program; I didn't care for Guidebook	I used the printed program more often than Guidebook	Either Guidebook or printed program is fine; no preference	I used Guidebook more often than the printed program	Guidebook can replace the printed program	Total	Average Rating
(no label)	6.91% 15	22.58% 49	13.36% 29	31.34% 68	25.81% 56	217	3.47

### Q10 If you did not use Guidebook, why didn't you?

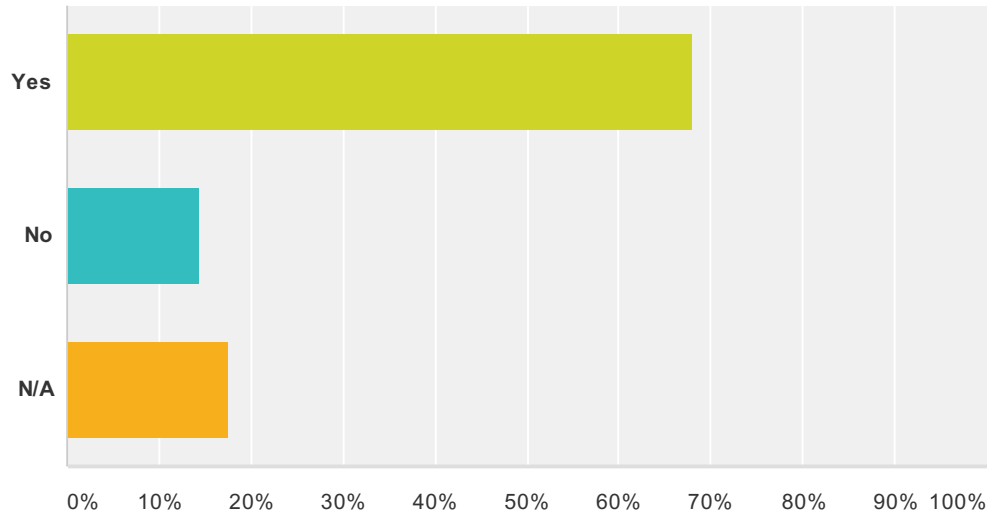
Answered: 99 Skipped: 251



Answer Choices	Responses
I did not bring an electronic device to the conference	49.49% 49
I did not have prior knowledge of Guidebook	8.08% 8
I was aware of Guidebook, but did not know how to access it	9.09% 9
I used another electronic copy of the program (e.g., PDF) on my device.	11.11% 11
I looked at Guidebook initially, and didn't feel it would be useful	12.12% 12
I started using Guidebook but found it lacking or frustrating	10.10% 10
<b>Total</b>	<b>99</b>

**Q11 If you did not use Guidebook or another digital copy of the program, would you be willing to print the PDF program at work or home and bring it to MLA?**

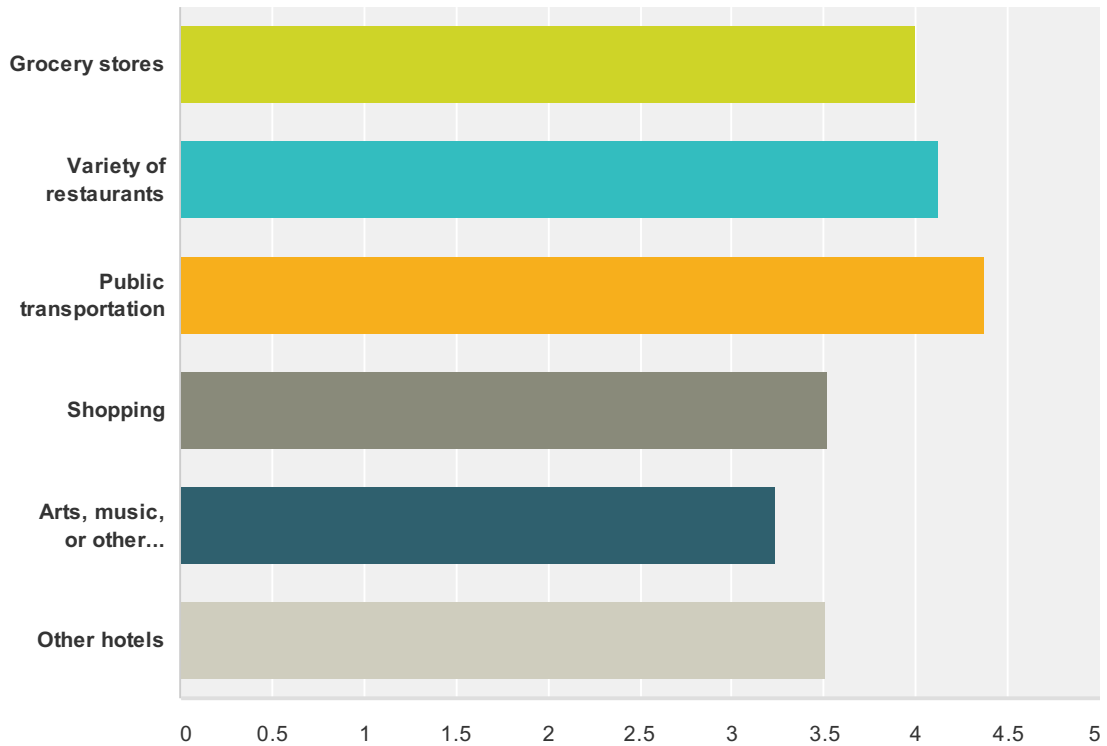
Answered: 188 Skipped: 162



Answer Choices	Responses
Yes	68.09% 128
No	14.36% 27
N/A	17.55% 33
<b>Total</b>	<b>188</b>

### Q12 Were you satisfied with the hotel location in proximity to the following?

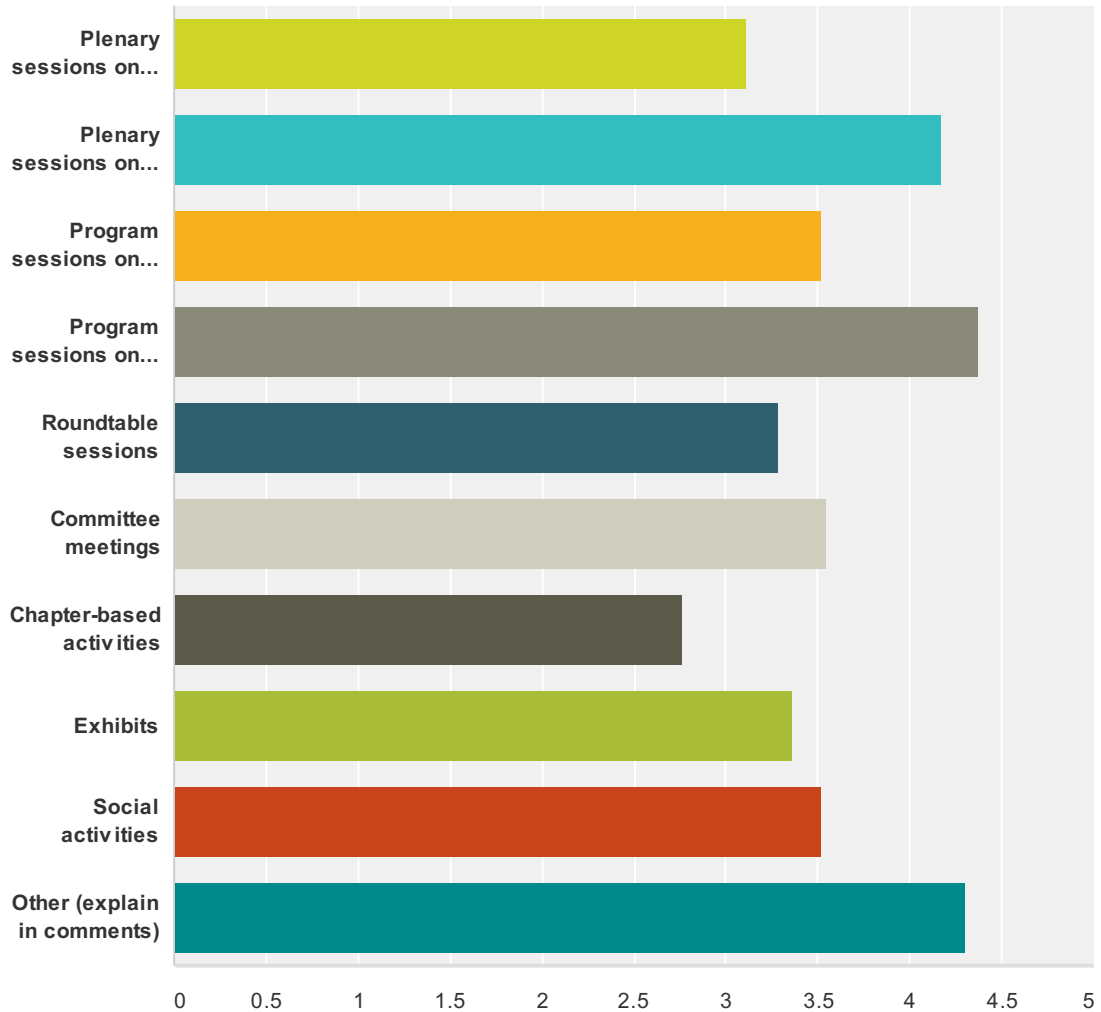
Answered: 311 Skipped: 39



	Very dissatisfied	Dissatisfied	It didn't matter to me	Satisfied	Very satisfied	N/A	Total	Average Rating
Grocery stores	1.94% 6	2.91% 9	22.33% 69	25.89% 80	33.98% 105	12.94% 40	309	4.00
Variety of restaurants	2.26% 7	6.77% 21	2.90% 9	51.61% 160	35.48% 110	0.97% 3	310	4.12
Public transportation	1.61% 5	2.58% 8	8.06% 25	27.42% 85	51.61% 160	8.71% 27	310	4.37
Shopping	1.62% 5	3.56% 11	42.07% 130	17.15% 53	15.86% 49	19.74% 61	309	3.52
Arts, music, or other cultural attractions	4.21% 13	22.33% 69	22.33% 69	28.80% 89	11.65% 36	10.68% 33	309	3.24
Other hotels	0.68% 2	0.68% 2	41.64% 122	10.92% 32	12.29% 36	33.79% 99	293	3.51

**Q13 Please rate these meeting elements from 1 (least important) to 5 (most important) in terms of their importance to you.**

Answered: 312 Skipped: 38



	1	2	3	4	5	Total	Average Rating
Plenary sessions on local music and culture	16.50%	15.18%	24.75%	27.72%	15.84%	303	3.11
Plenary sessions on librarianship	3.95%	2.63%	10.86%	36.51%	46.05%	304	4.18
Program sessions on music research	6.29%	11.92%	27.48%	31.79%	22.52%	302	3.52
Program sessions on librarianship	1.64%	2.30%	7.89%	33.88%	54.28%	304	4.37
Roundtable sessions	7.41%	16.16%	30.30%	31.99%	14.14%	297	3.29
Committee meetings	10.53%	12.83%	18.75%	27.30%	30.59%	304	3.55

Chapter-based activities

17.88%

21.52%

33.77%

19.21%

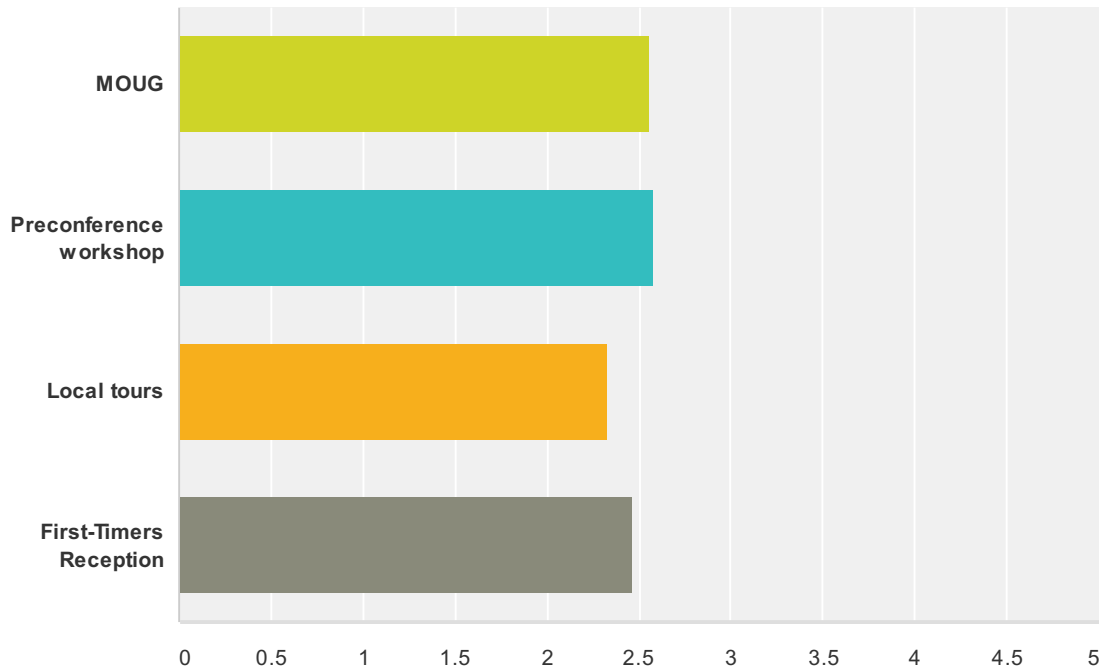
7.62%

## Atlanta 2014 Survey

Chapter-based activities	17.86%	41.92%	33.77%	19.21%	7.22%		
	54	65	102	58	23	302	2.77
Exhibits	<b>8.44%</b>	<b>17.86%</b>	<b>23.38%</b>	<b>29.55%</b>	<b>20.78%</b>		
	26	55	72	91	64	308	3.36
Social activities	<b>7.26%</b>	<b>10.56%</b>	<b>25.74%</b>	<b>35.64%</b>	<b>20.79%</b>		
	22	32	78	108	63	303	3.52
Other (explain in comments)	<b>10.00%</b>	<b>0.00%</b>	<b>5.00%</b>	<b>20.00%</b>	<b>65.00%</b>		
	2	0	1	4	13	20	4.30

**Q14 Please rate these pre-meeting elements from 1 (least important) to 5 (most important) in terms of their importance to you.**

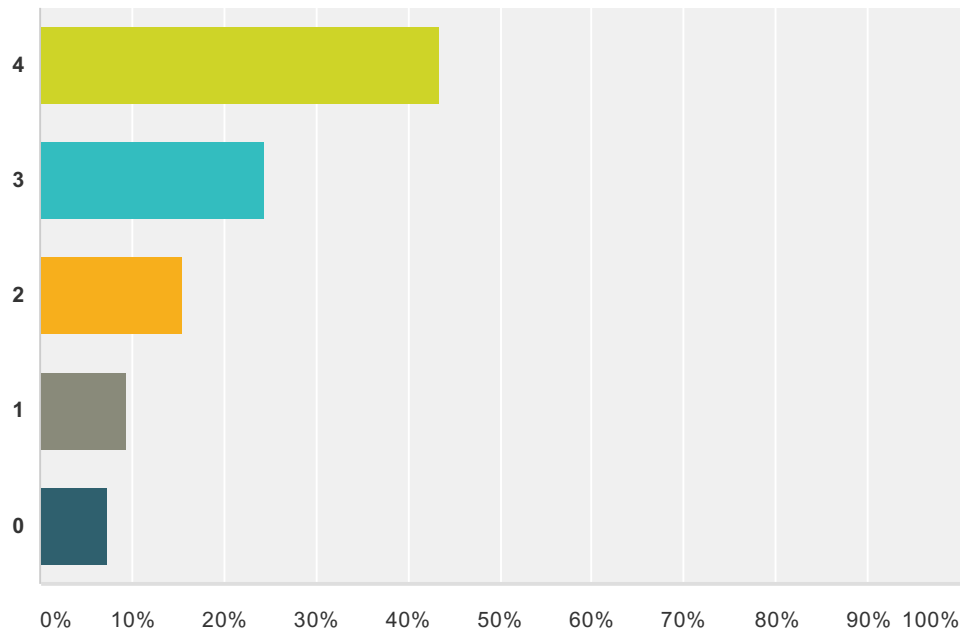
Answered: 274 Skipped: 76



	(no label)	(no label)	(no label)	(no label)	(no label)	Total	Average Rating
MOUG	43.89% 115	12.60% 33	9.92% 26	11.07% 29	22.52% 59	262	2.56
Preconference workshop	30.38% 79	19.23% 50	23.46% 61	16.15% 42	10.77% 28	260	2.58
Local tours	32.32% 85	23.95% 63	26.62% 70	12.17% 32	4.94% 13	263	2.33
First-Timers Reception	42.69% 108	10.28% 26	18.58% 47	15.02% 38	13.44% 34	253	2.46

**Q15 During Thursday and Friday there were 4 half-hour coffee breaks (2 per day). How many did you go to?**

Answered: 311 Skipped: 39



Answer Choices	Responses	
4	43.41%	135
3	24.44%	76
2	15.43%	48
1	9.32%	29
0	7.40%	23
<b>Total</b>		<b>311</b>

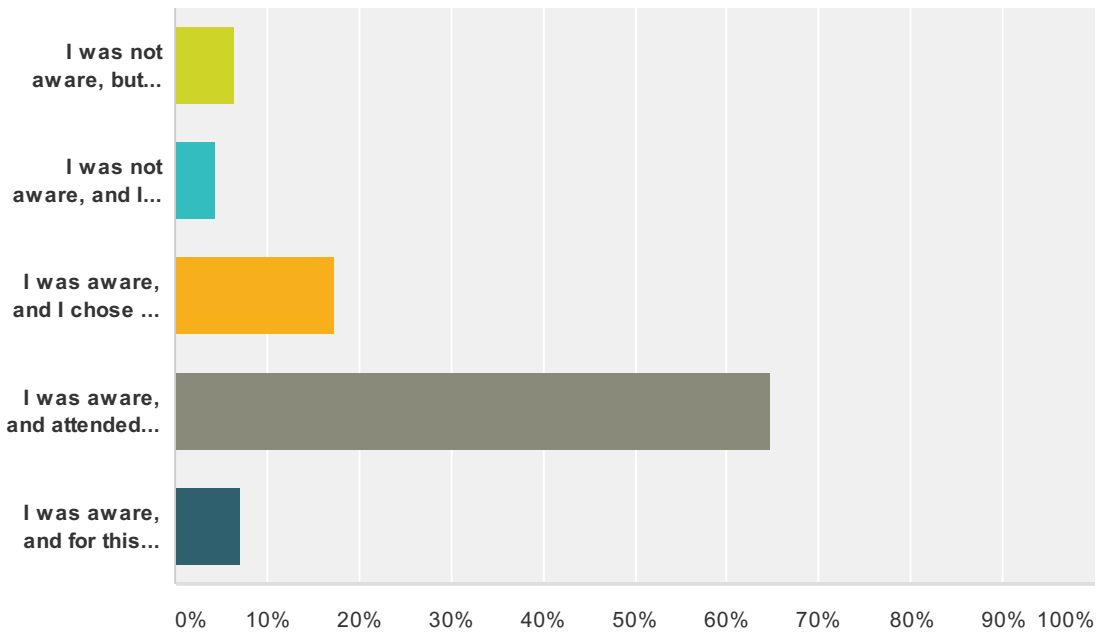


**Q16 How did you feel about the food which  
was being served at the Cocktail Party?**

Answered: 273 Skipped: 77

### Q17 Before registering, were you aware that there was no formal banquet at the conference?

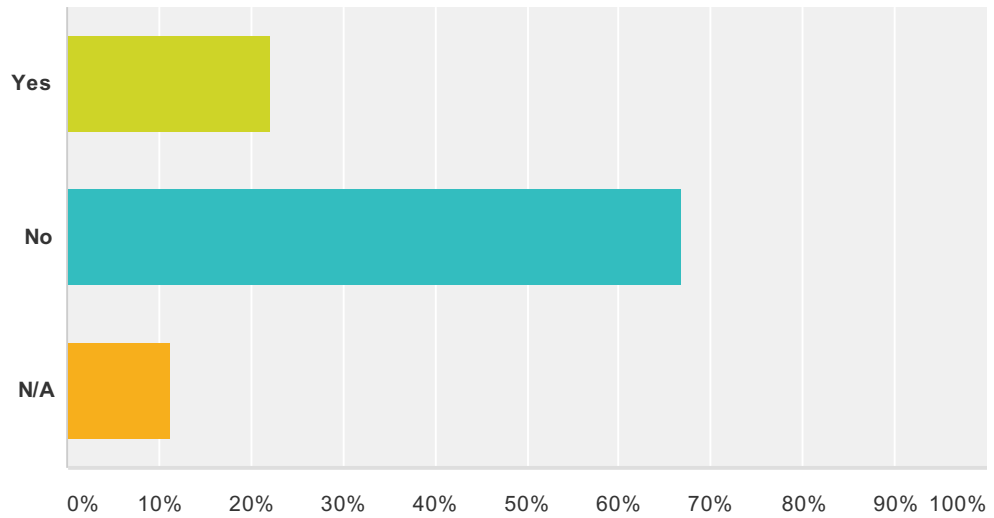
Answered: 294 Skipped: 56



Answer Choices	Responses	
I was not aware, but attended the cocktail party.	6.46%	19
I was not aware, and I chose not to attend the cocktail party, spending the evening elsewhere.	4.42%	13
I was aware, and I chose not to attend the cocktail party, spending the evening elsewhere.	17.35%	51
I was aware, and attended the cocktail party.	64.63%	190
I was aware, and for this reason, I chose to depart the conference early.	7.14%	21
<b>Total</b>		<b>294</b>

### Q18 Were you disappointed that there was no banquet?

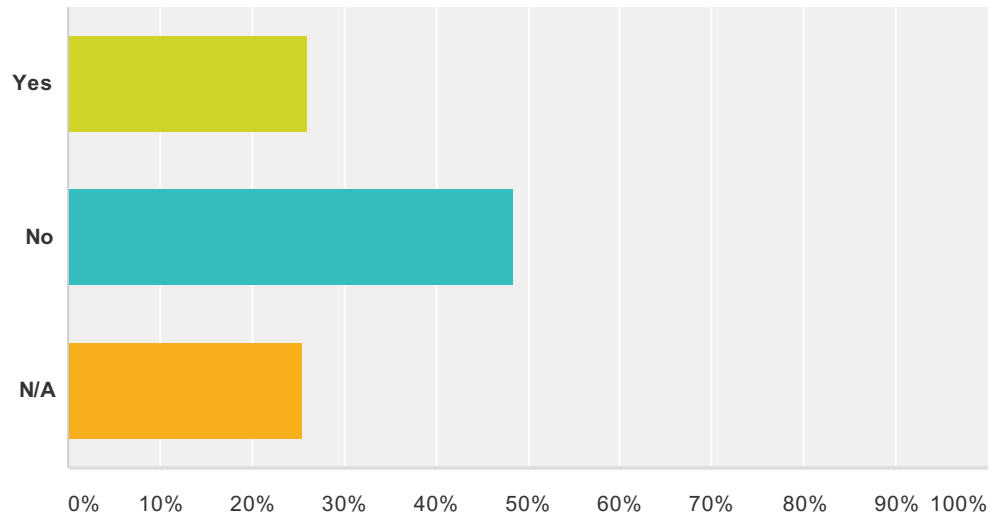
Answered: 304 Skipped: 46



Answer Choices	Responses	
Yes	22.04%	67
No	66.78%	203
N/A	11.18%	34
<b>Total</b>		<b>304</b>

### Q19 Did you have dinner before attending the reception?

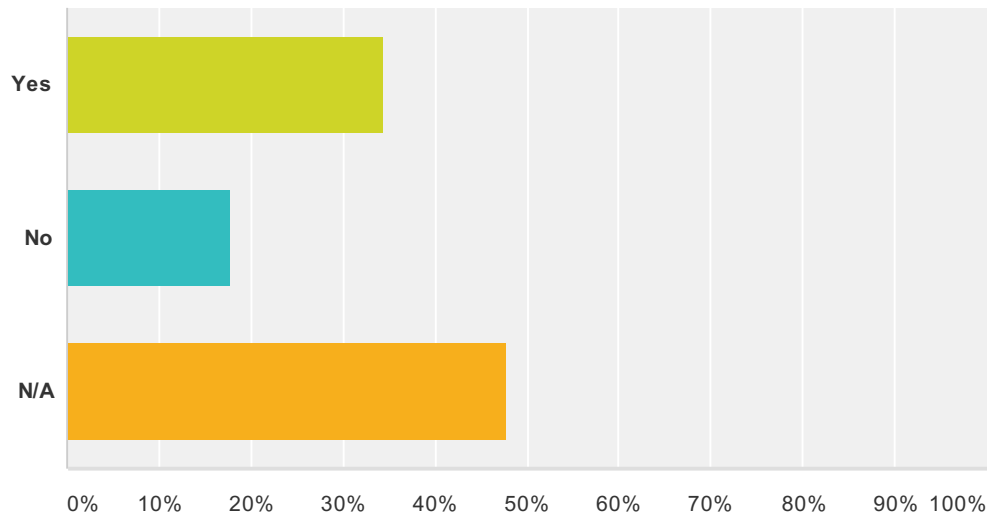
Answered: 307 Skipped: 43



Answer Choices	Responses	
Yes	26.06%	80
No	48.53%	149
N/A	25.41%	78
<b>Total</b>		<b>307</b>

**Q20 If you did not have dinner, did you feel that the cocktail party fare served as adequate substitute for dinner?**

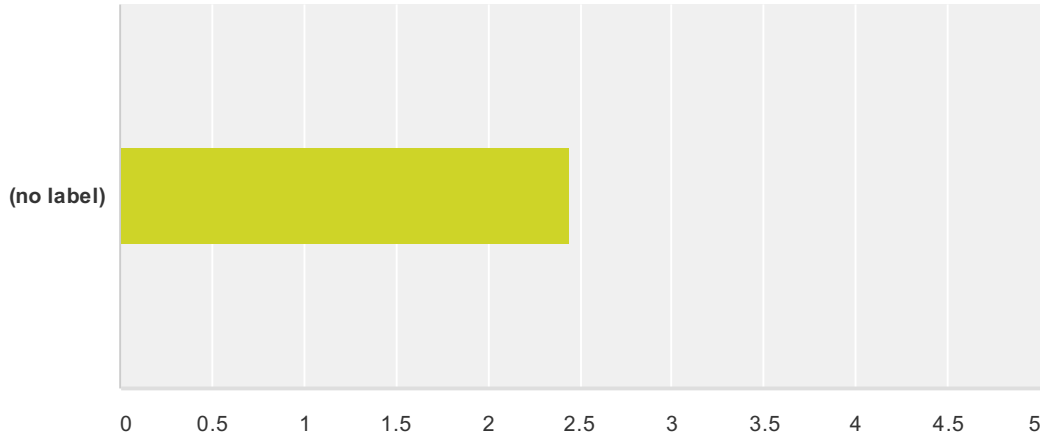
Answered: 270 Skipped: 80



Answer Choices	Responses
Yes	34.44% 93
No	17.78% 48
N/A	47.78% 129
<b>Total</b>	<b>270</b>

**Q21 After experiencing the elements of the cocktail party (buffet service, flexible seating), as opposed to those of past banquets (wait service, fixed seating), what is your preference?**

Answered: 301 Skipped: 49



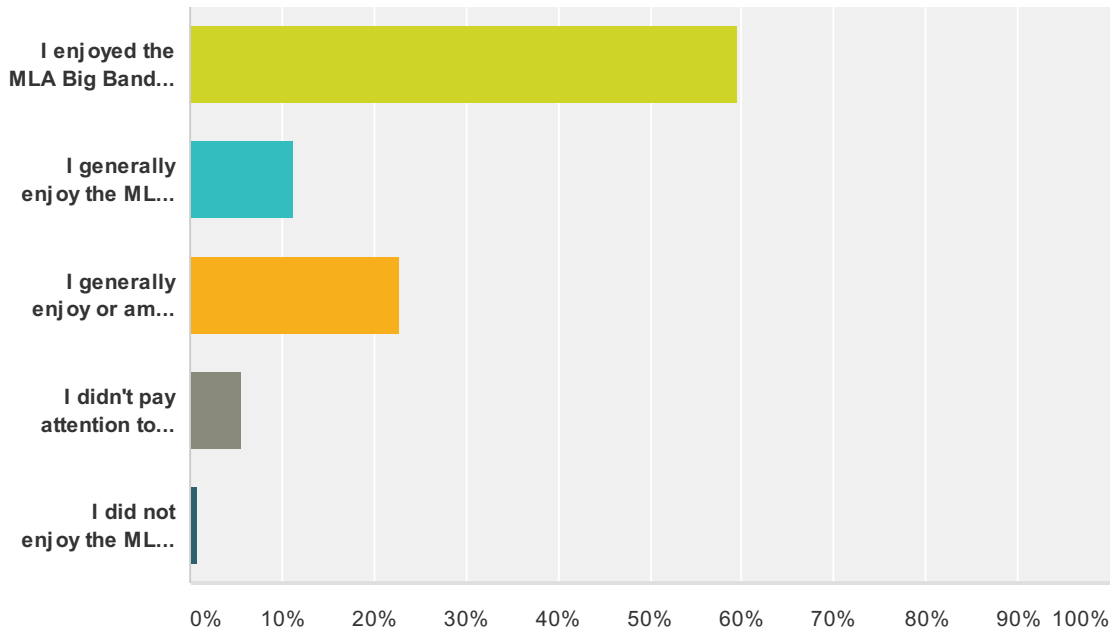
	Prefer cocktail party elements	(no label)	No strong preference-- either way is OK,	(no label)	Prefer banquet elements	N/A	Total	Average Rating
(no label)	27.24% 82	12.29% 37	21.93% 66	2.33% 7	11.30% 34	24.92% 75	301	2.44

**Q22 Please add additional comments on  
MLA-sponsored social activities (dinners,  
parties, etc.) which may follow the  
Business Meeting.**

Answered: 90 Skipped: 260

### Q23 The MLA Big Band played the first part of the evening.

Answered: 247 Skipped: 103



Answer Choices	Responses
I enjoyed the MLA Big Band and hope that it continues next year.	59.51% 147
I generally enjoy the MLA Big Band and feel it should be continued, but not necessarily every year	11.34% 28
I generally enjoy or am neutral about the MLA Big Band, but wish for it to be less disruptive so I can socialize.	22.67% 56
I didn't pay attention to the MLA Big Band.	5.67% 14
I did not enjoy the MLA Big Band and feel that it should be discontinued.	0.81% 2
<b>Total</b>	<b>247</b>

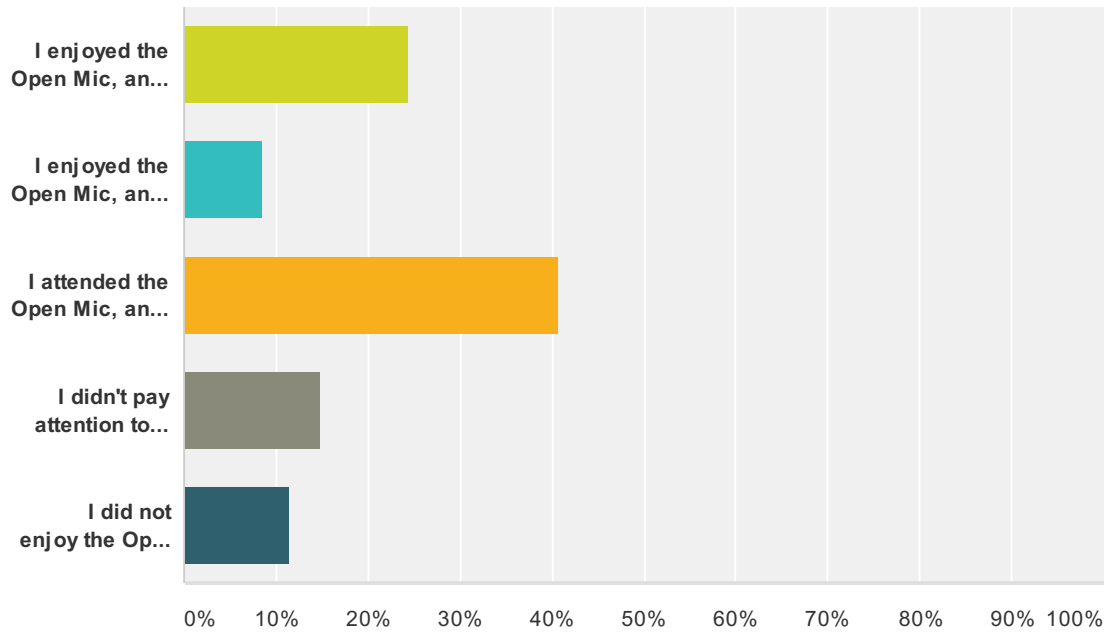


**Q24 Please add additional comments about the MLA Big Band.**

Answered: 95 Skipped: 255

### Q25 How did you feel about the Open Mic portion of the Cocktail Party?

Answered: 201 Skipped: 149



Answer Choices	Responses	
I enjoyed the Open Mic, and hope that it continues next year.	24.38%	49
I enjoyed the Open Mic, and feel it should continue, but not every year.	8.46%	17
I attended the Open Mic, and am open to further experimentation before coming to judgment.	40.80%	82
I didn't pay attention to the Open Mic.	14.93%	30
I did not enjoy the Open Mic, and feel that it should be discontinued.	11.44%	23
<b>Total</b>		<b>201</b>

**Q26 Please add additional comments about  
the Open Mic.**

Answered: 75 Skipped: 275

**Q27 Please add any further comments or ideas on the Atlanta meeting. Feel free to cover topics not specifically addressed in the above questions (wireless availability, Business Meeting, Local Arrangements events, program content, hotel guest room experience, etc.). Suggestions for ways to improve our annual meetings are also welcome.**

Answered: 179 Skipped: 171