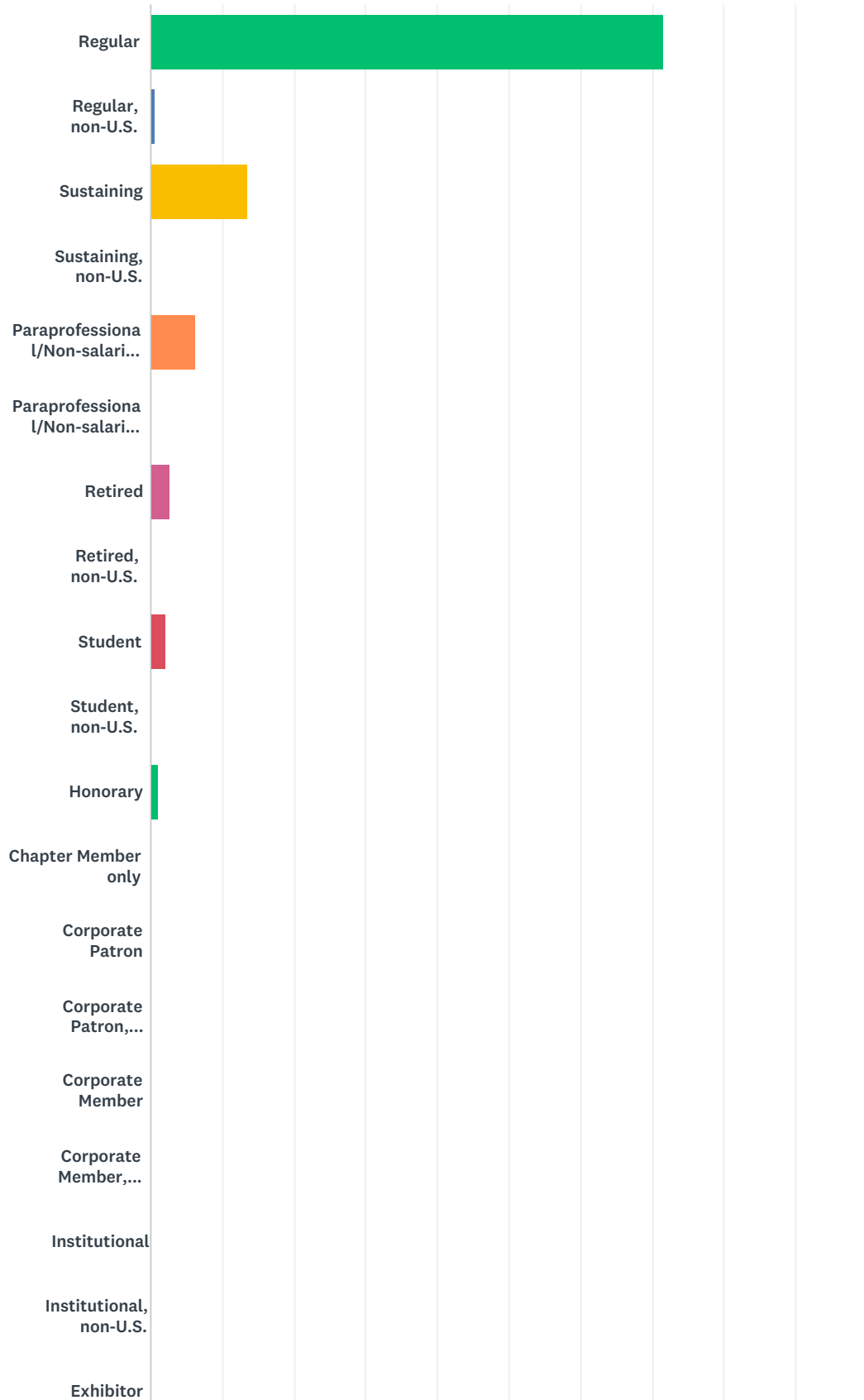
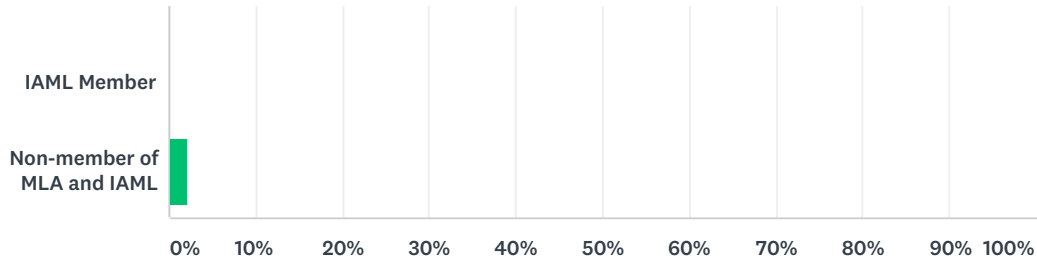


# Q1 What is your MLA membership status?

Answered: 190 Skipped: 0

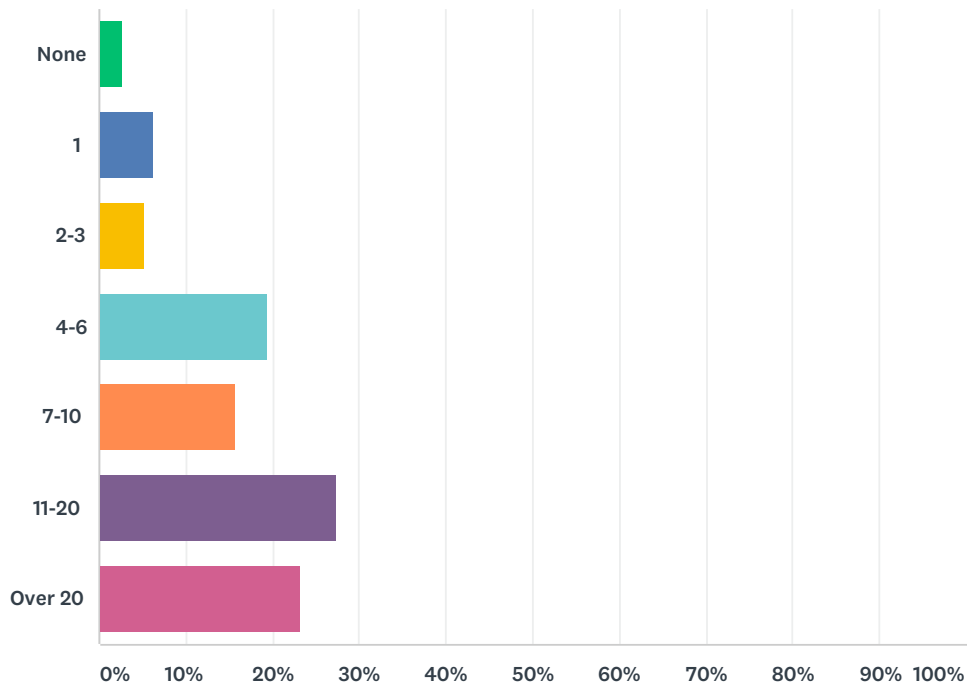




ANSWER CHOICES	RESPONSES	
Regular	71.58%	136
Regular, non-U.S.	0.53%	1
Sustaining	13.68%	26
Sustaining, non-U.S.	0.00%	0
Paraprofessional/Non-salaried/Part-time Member	6.32%	12
Paraprofessional/Non-salaried/Part-time Member, non-U.S.	0.00%	0
Retired	2.63%	5
Retired, non-U.S.	0.00%	0
Student	2.11%	4
Student, non-U.S.	0.00%	0
Honorary	1.05%	2
Chapter Member only	0.00%	0
Corporate Patron	0.00%	0
Corporate Patron, non-U.S.	0.00%	0
Corporate Member	0.00%	0
Corporate Member, non-U.S.	0.00%	0
Institutional	0.00%	0
Institutional, non-U.S.	0.00%	0
Exhibitor	0.00%	0
IAML Member	0.00%	0
Non-member of MLA and IAML	2.11%	4
<b>TOTAL</b>		<b>190</b>

## Q2 Approximately how many MLA Annual Meetings have you attended (including the most recent)?

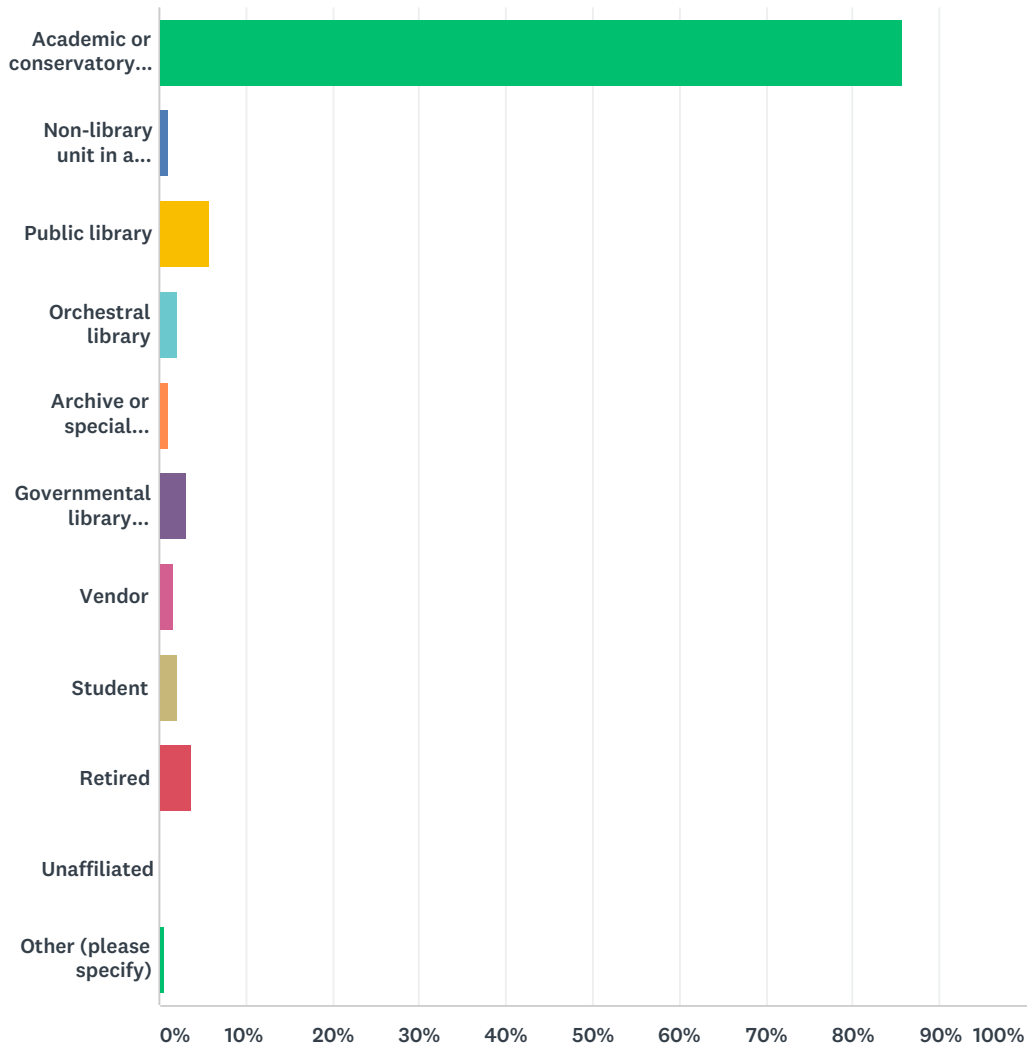
Answered: 190 Skipped: 0



ANSWER CHOICES	RESPONSES	
None	2.63%	5
1	6.32%	12
2-3	5.26%	10
4-6	19.47%	37
7-10	15.79%	30
11-20	27.37%	52
Over 20	23.16%	44
<b>TOTAL</b>		<b>190</b>

### Q3 What is your affiliation. Please select all that apply.

Answered: 190 Skipped: 0



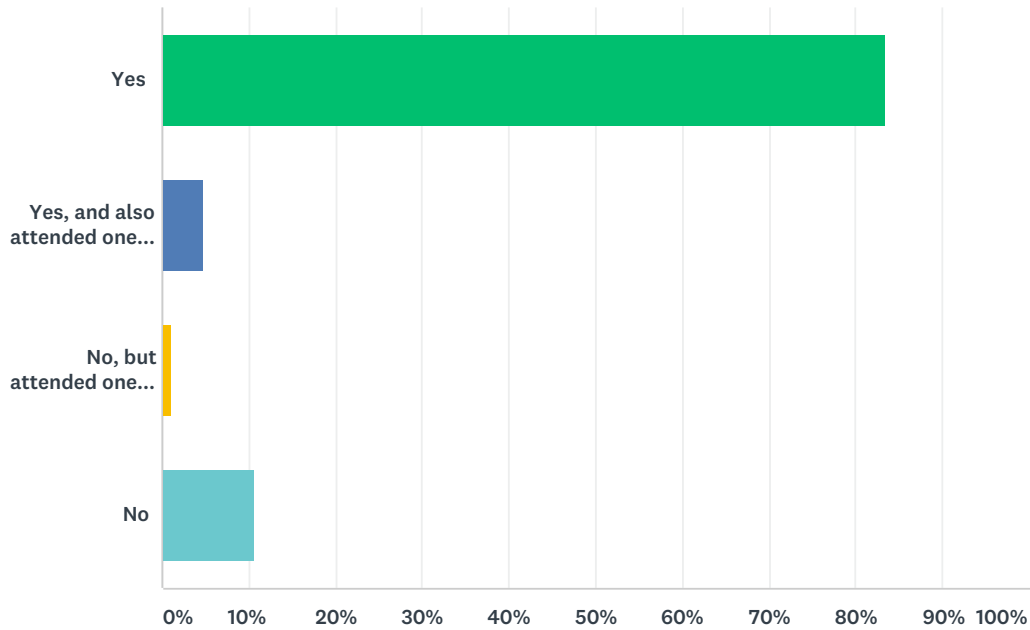
ANSWER CHOICES	RESPONSES	
Academic or conservatory library	85.79%	163
Non-library unit in a university or conservatory	1.05%	2
Public library	5.79%	11
Orchestral library	2.11%	4
Archive or special collection not affiliated with an academic institution or public library	1.05%	2
Governmental library (federal, state, armed services)	3.16%	6
Vendor	1.58%	3
Student	2.11%	4
Retired	3.68%	7
Unaffiliated	0.00%	0

---

Other (please specify)	0.53%	1
Total Respondents: 190		

### Q4 Did you attend the Annual Meeting in St. Louis in person?

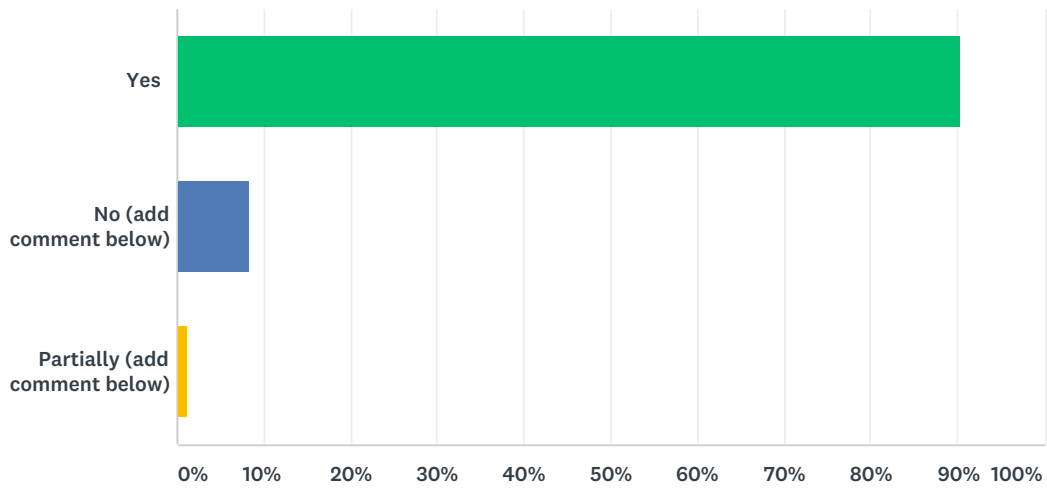
Answered: 188 Skipped: 2



ANSWER CHOICES	RESPONSES	
Yes	83.51%	157
Yes, and also attended one or more sessions virtually	4.79%	9
No, but attended one or more sessions virtually	1.06%	2
No	10.64%	20
<b>TOTAL</b>		<b>188</b>

## Q5 Did you stay at the St. Louis Union Station Hilton Hotel (i.e. the conference hotel)?

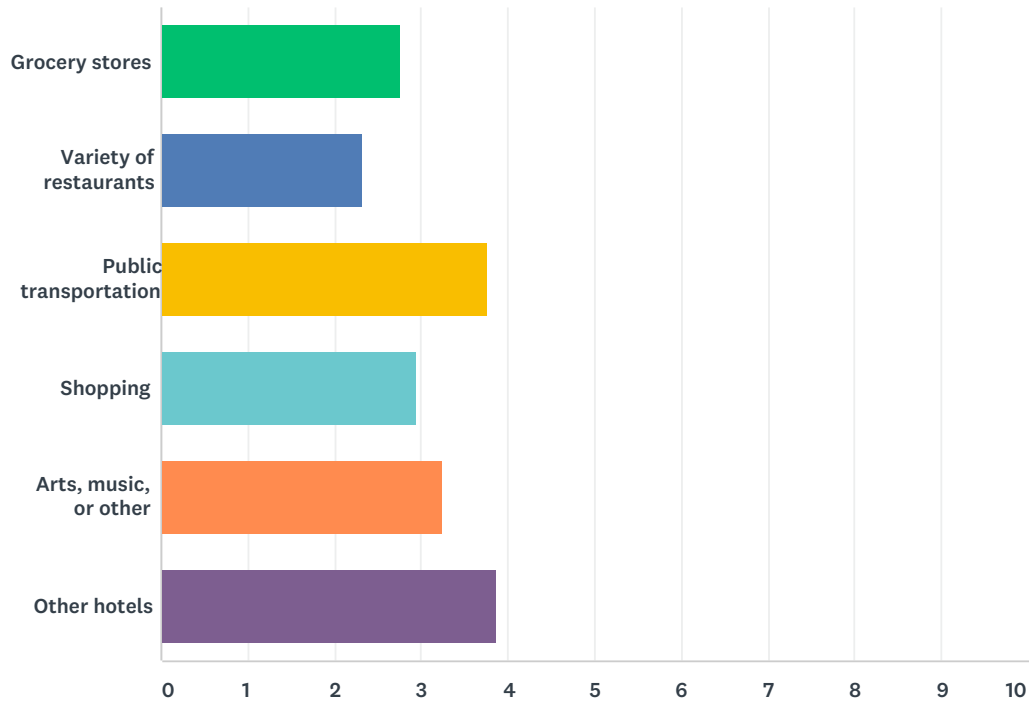
Answered: 166 Skipped: 24



ANSWER CHOICES	RESPONSES
Yes	90.36% 150
No (add comment below)	8.43% 14
Partially (add comment below)	1.20% 2
TOTAL	166

## Q6 Were you satisfied with the hotel in promixity to the following?

Answered: 166 Skipped: 24



	VERY DISSATISFIED	DISSATISFIED	IT DIDN'T MATTER TO ME	SATISFIED	VERY SATISFIED	N/A	TOTAL	WEIGHTED AVERAGE
Grocery stores	20.61% 34	33.94% 56	27.88% 46	0.61% 1	0.61% 1	16.36% 27	165	2.76
Variety of restaurants	21.08% 35	53.01% 88	7.23% 12	12.65% 21	3.61% 6	2.41% 4	166	2.32
Public transportation	5.49% 9	7.32% 12	32.93% 54	26.83% 44	14.02% 23	13.41% 22	164	3.77
Shopping	13.33% 22	24.85% 41	45.45% 75	1.21% 2	0.00% 0	15.15% 25	165	2.95
Arts, music, or other	6.06% 10	24.85% 41	35.76% 59	18.18% 30	2.42% 4	12.73% 21	165	3.24
Other hotels	3.82% 6	1.91% 3	58.60% 92	4.46% 7	0.64% 1	30.57% 48	157	3.88

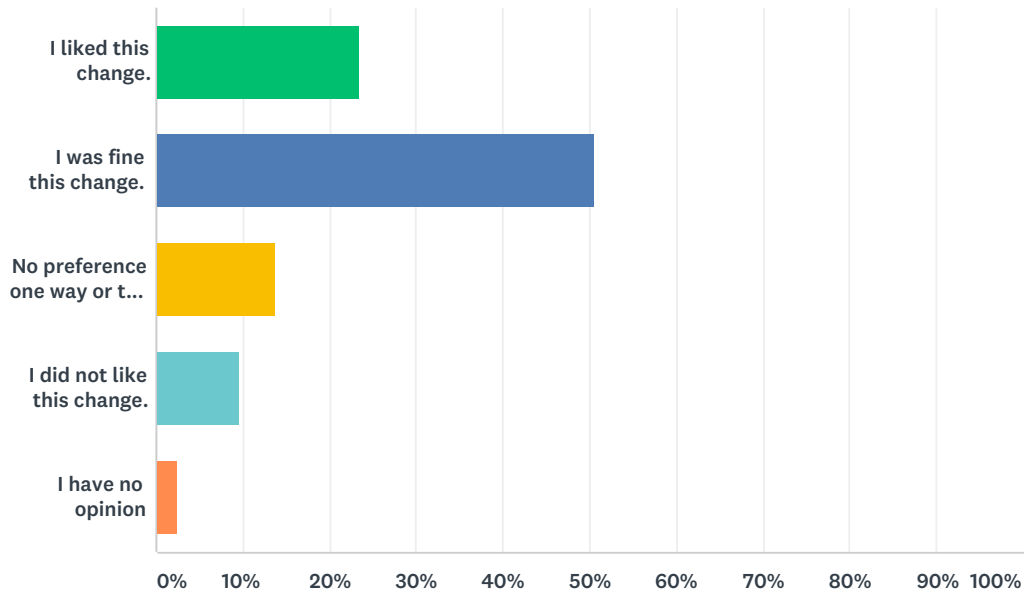


Q7 On Friday, the Convention Managers and other key personnel were made aware of the fact that the Great Hall, including the bar, would be closed for private functions that evening and Saturday evening. We realize meeting attendees were not happy with that development. Although hotel operations like this are beyond MLA's control, is there one thing we could have done to make things better?

Answered: 105 Skipped: 85

Q8 For the 2019 meeting, for various reasons (such as preventing waste) we decided to scale back on the amount of food served at the Coffee Breaks. How did you feel about the quantity and/or type of food served?

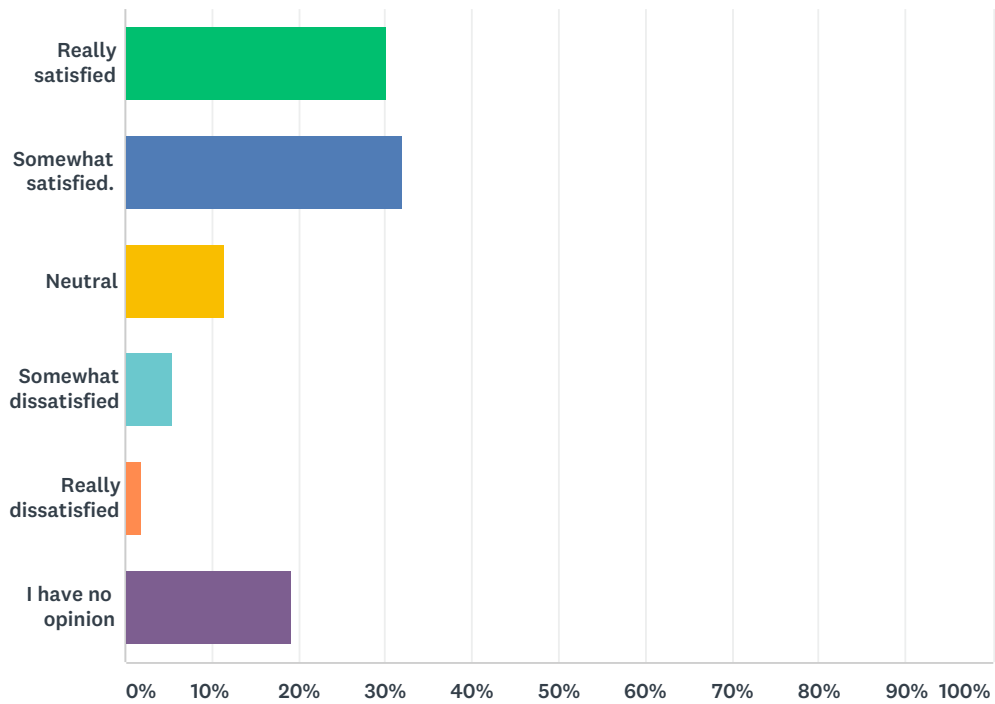
Answered: 166 Skipped: 24



ANSWER CHOICES	RESPONSES	
I liked this change.	23.49%	39
I was fine this change.	50.60%	84
No preference one way or the other.	13.86%	23
I did not like this change.	9.64%	16
I have no opinion	2.41%	4
<b>TOTAL</b>		<b>166</b>

## Q9 How did you feel about the quantity and/or type of food served at the Opening Reception?

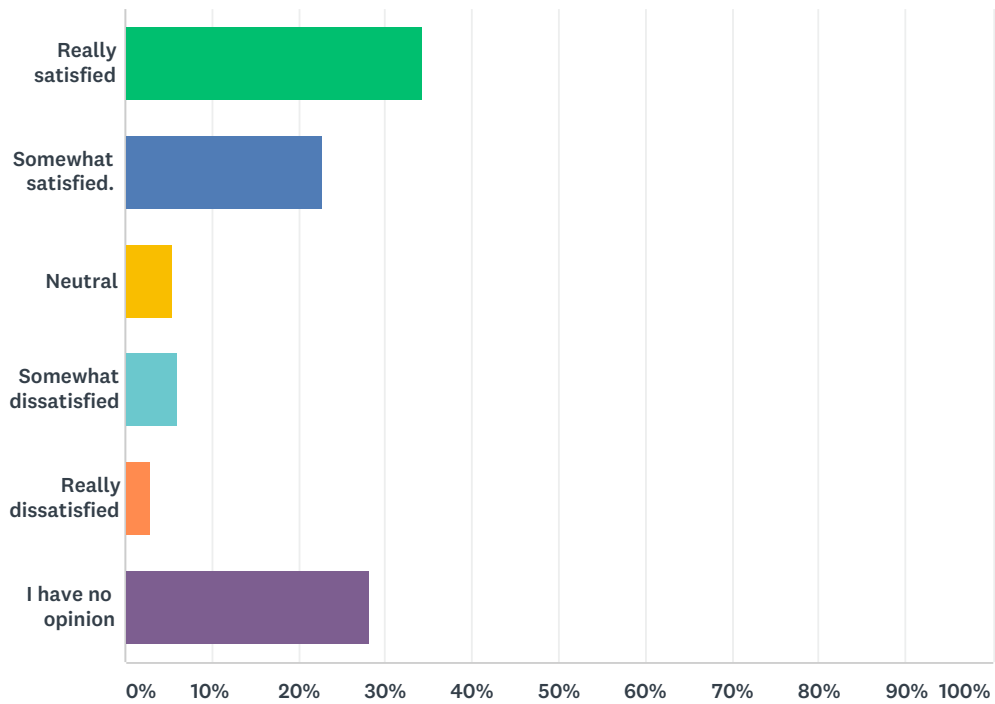
Answered: 166 Skipped: 24



ANSWER CHOICES	RESPONSES	
Really satisfied	30.12%	50
Somewhat satisfied.	31.93%	53
Neutral	11.45%	19
Somewhat dissatisfied	5.42%	9
Really dissatisfied	1.81%	3
I have no opinion	19.28%	32
<b>TOTAL</b>		<b>166</b>

## Q10 How did you feel about the quantity and/or type of food served at the Closing Reception?

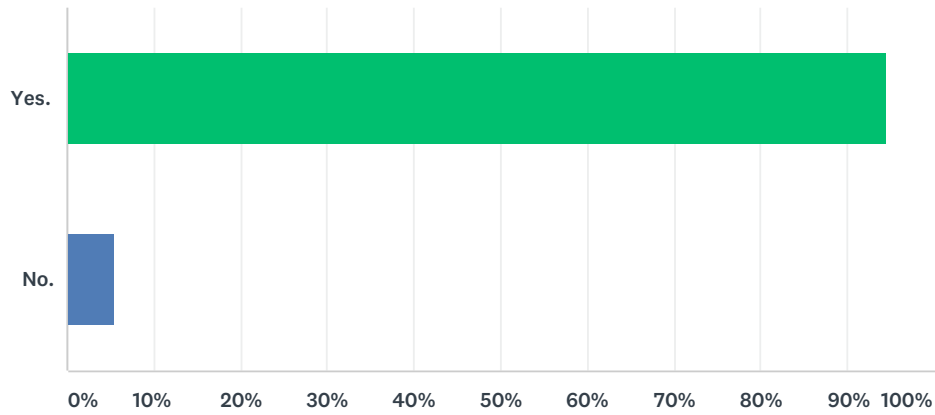
Answered: 166 Skipped: 24



ANSWER CHOICES	RESPONSES	
Really satisfied	34.34%	57
Somewhat satisfied.	22.89%	38
Neutral	5.42%	9
Somewhat dissatisfied	6.02%	10
Really dissatisfied	3.01%	5
I have no opinion	28.31%	47
<b>TOTAL</b>		<b>166</b>

Q11 The theme of this year's conference was Diversity, Equity, and Inclusion. Many sessions, including two plenaries, focused on this theme. Did you attend any Diversity, Equity, and Inclusion-themed sessions?

Answered: 167 Skipped: 23



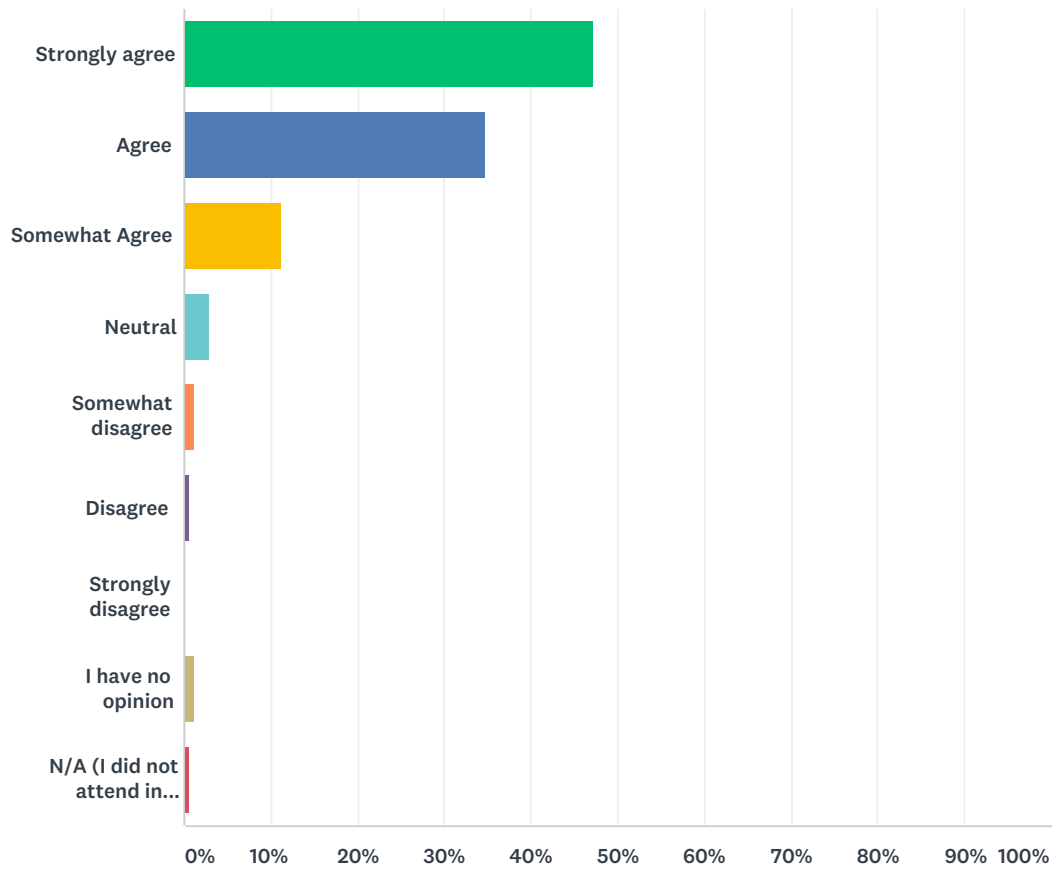
ANSWER CHOICES	RESPONSES	
Yes.	94.61%	158
No.	5.39%	9
TOTAL		167

**Q12 If you attended any of the Diversity, Equity, and Inclusion-themed sessions, do you have any comments about them that you would like to share?**

Answered: 82 Skipped: 108

### Q13 Please select the option which best represents your feelings on the following: "I personally felt welcomed by those in attendance at MLA."

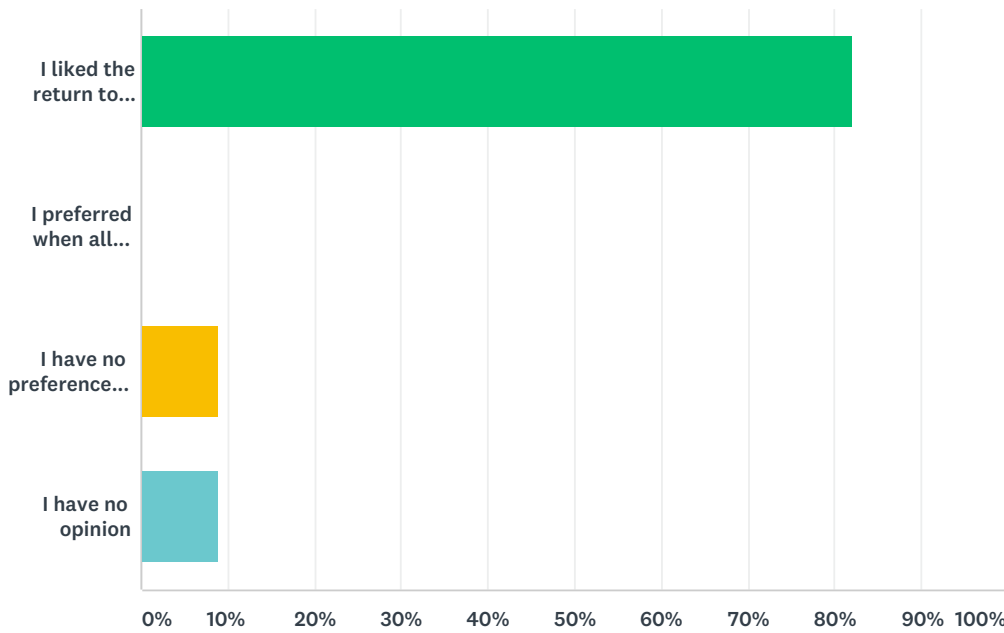
Answered: 167 Skipped: 23



ANSWER CHOICES	RESPONSES	
Strongly agree	47.31%	79
Agree	34.73%	58
Somewhat Agree	11.38%	19
Neutral	2.99%	5
Somewhat disagree	1.20%	2
Disagree	0.60%	1
Strongly disagree	0.00%	0
I have no opinion	1.20%	2
N/A (I did not attend in person)	0.60%	1
<b>TOTAL</b>		<b>167</b>

### Q14 This year we reverted back to having the plenaries on separate days, rather than all day Saturday. How do you feel about this change?

Answered: 167 Skipped: 23

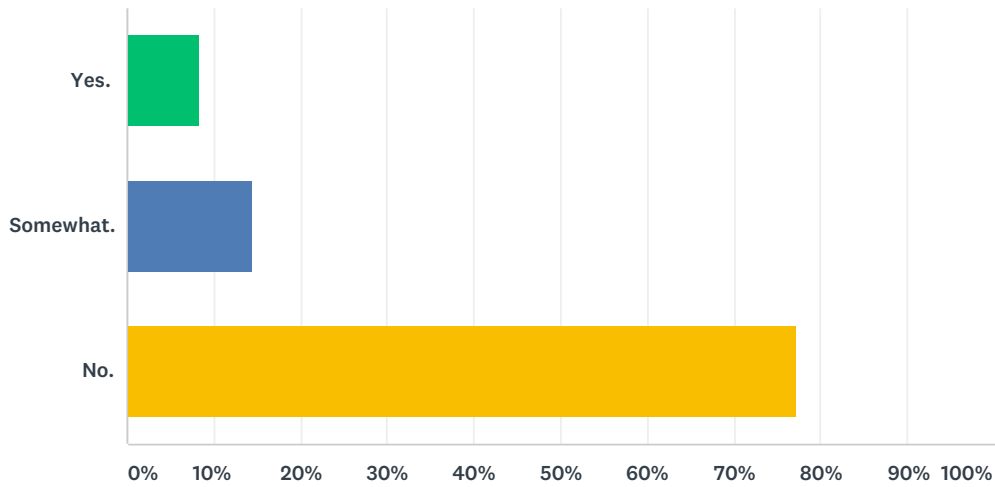


ANSWER CHOICES	RESPONSES	
I liked the return to plenaries on separate days	82.04%	137
I preferred when all plenaries were on Saturday	0.00%	0
I have no preference concerning when plenaries are scheduled.	8.98%	15
I have no opinion	8.98%	15
<b>TOTAL</b>		<b>167</b>



**Q15 MLA provided options for accessing live video streaming and archived videos of the programming that took place in the large meeting room at the St. Louis Annual Meeting. Did having these options affect your attendance at those sessions?**

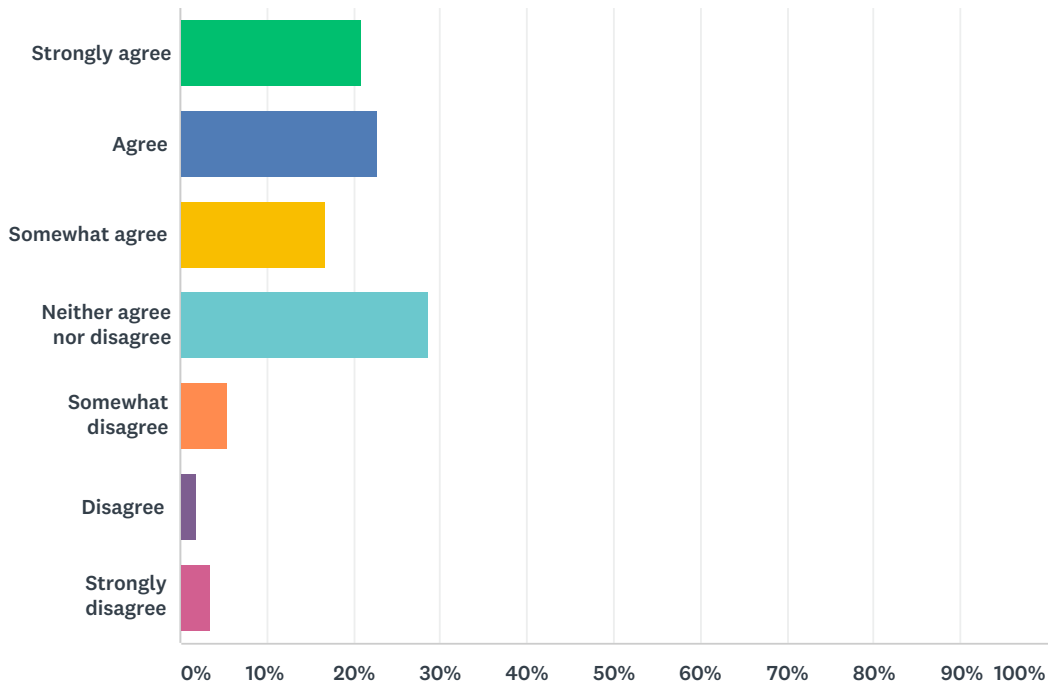
Answered: 167 Skipped: 23



ANSWER CHOICES	RESPONSES	
Yes.	8.38%	14
Somewhat.	14.37%	24
No.	77.25%	129
TOTAL		167

Q16 The program this year featured many sessions with interactive elements, such as small group or large group discussion. Please select the option which best represents your feelings on the following: “I enjoyed these interactive sessions and would like to see similarly formatted sessions at future annual meetings.”

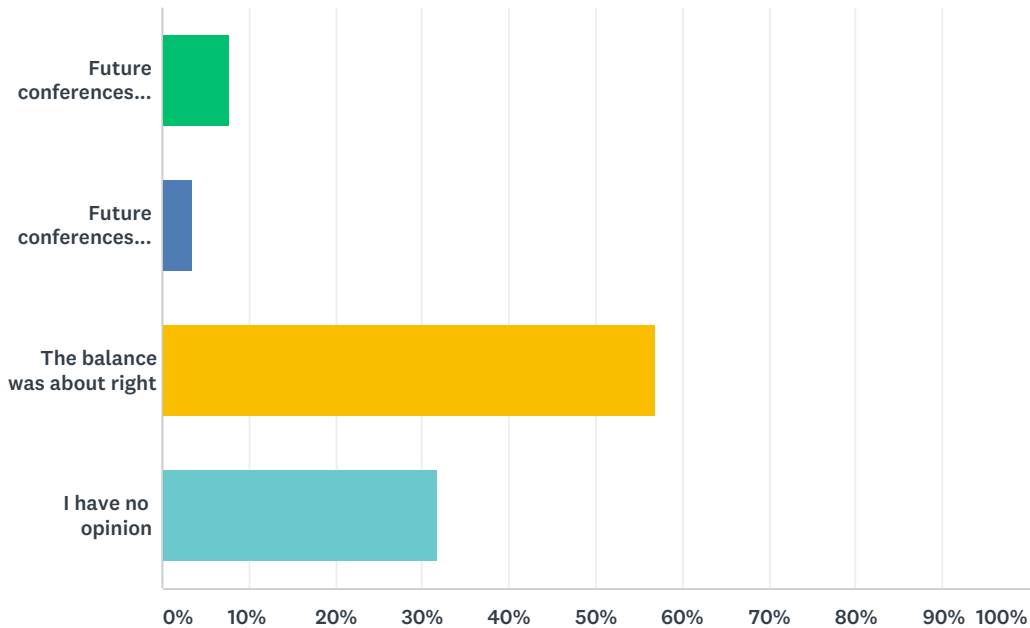
Answered: 167 Skipped: 23



ANSWER CHOICES	RESPONSES	
Strongly agree	20.96%	35
Agree	22.75%	38
Somewhat agree	16.77%	28
Neither agree nor disagree	28.74%	48
Somewhat disagree	5.39%	9
Disagree	1.80%	3
Strongly disagree	3.59%	6
TOTAL		167

### Q17 MLA St. Louis featured 19 committee-proposed sessions and 18 member-proposed sessions. With which of these statements do you agree?

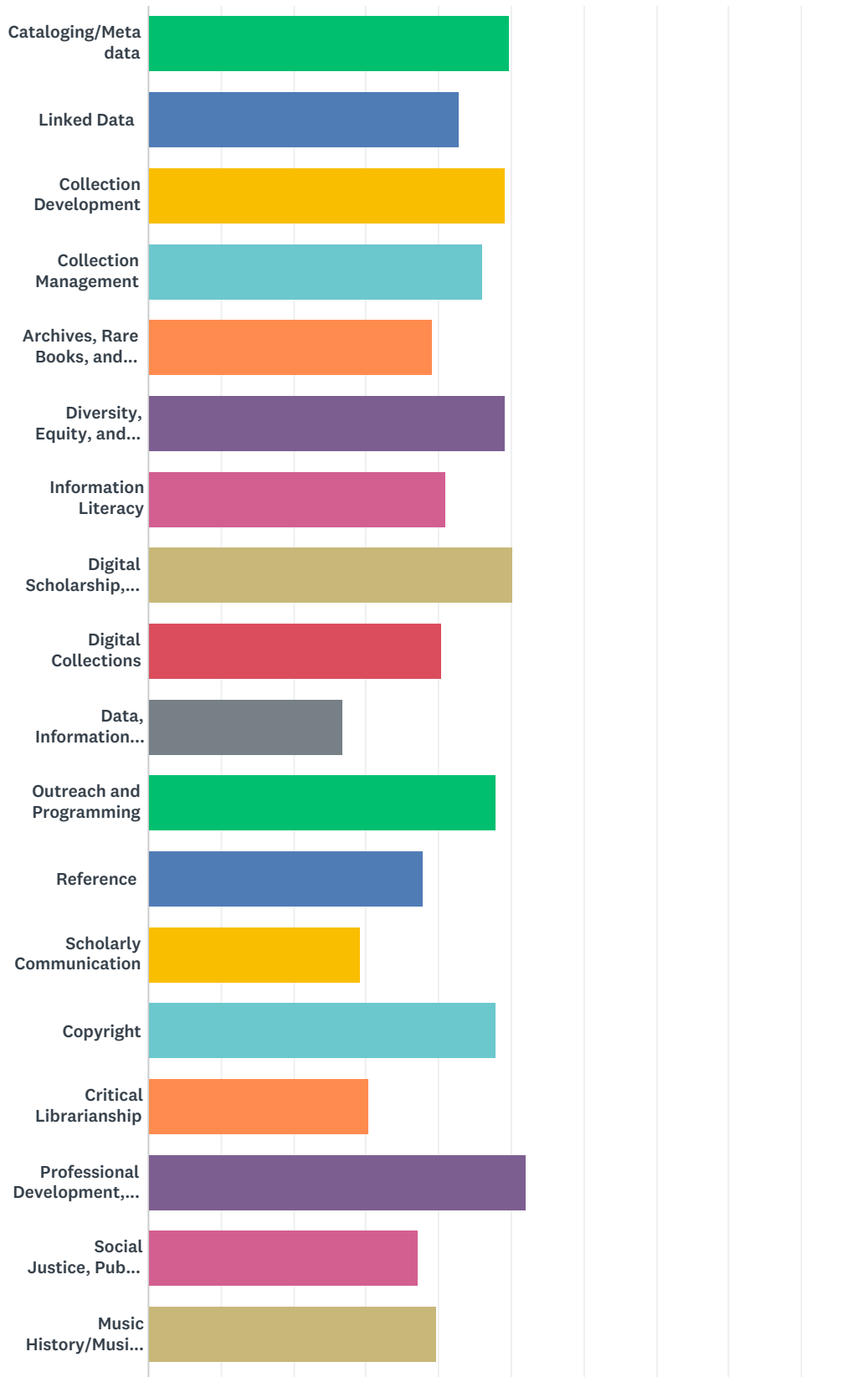
Answered: 167 Skipped: 23

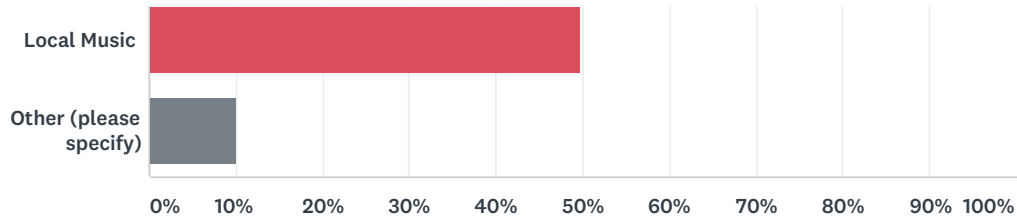


ANSWER CHOICES	RESPONSES	
Future conferences should feature more member-proposed and fewer committee-proposed sessions.	7.78%	13
Future conferences should feature more committee-proposed and fewer member-proposed sessions	3.59%	6
The balance was about right	56.89%	95
I have no opinion	31.74%	53
<b>TOTAL</b>		<b>167</b>

# Q18 What topics would you most like to see addressed during sessions at our annual meetings. Please select all that apply.

Answered: 161 Skipped: 29





ANSWER CHOICES	RESPONSES	
Cataloging/Metadata	49.69%	80
Linked Data	42.86%	69
Collection Development	49.07%	79
Collection Management	45.96%	74
Archives, Rare Books, and Special Collections	39.13%	63
Diversity, Equity, and Inclusion	49.07%	79
Information Literacy	40.99%	66
Digital Scholarship, Digital Humanities	50.31%	81
Digital Collections	40.37%	65
Data, Information Visualization	26.71%	43
Outreach and Programming	47.83%	77
Reference	37.89%	61
Scholarly Communication	29.19%	47
Copyright	47.83%	77
Critical Librarianship	30.43%	49
Professional Development, Leadership, and Management	52.17%	84
Social Justice, Public Policy, and Activism	37.27%	60
Music History/Musicology	39.75%	64
Local Music	49.69%	80
Other (please specify)	9.94%	16
Total Respondents: 161		

**Q19** If you have other thoughts you would like to share regarding the content of sessions at our annual meetings, please share below.

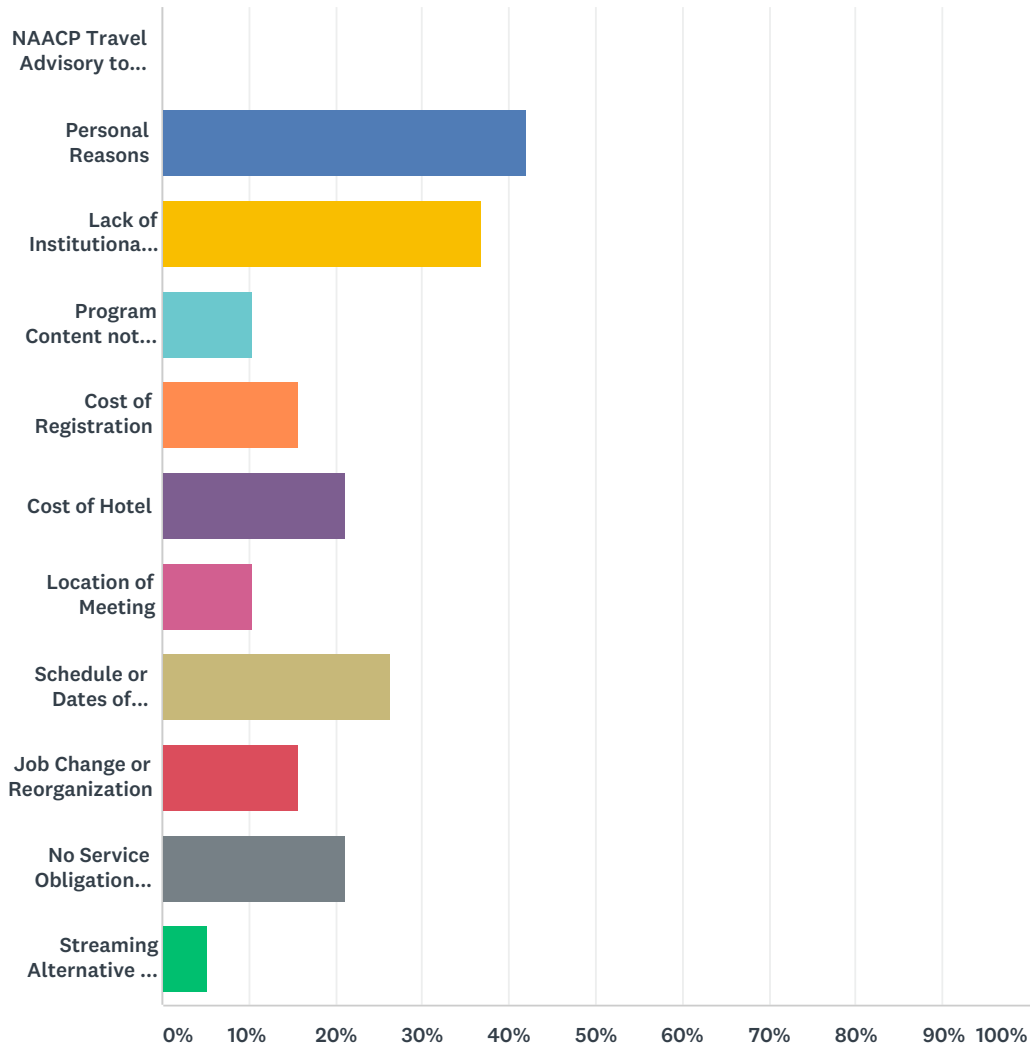
Answered: 31 Skipped: 159

**Q20 Please provide any additional feedback about the program at the St. Louis Annual Meeting, and if any changes should be made for future meetings.**

Answered: 50 Skipped: 140

## Q21 Why did you not attend the St. Louis Annual Meeting in person? Please select all that apply.

Answered: 19 Skipped: 171



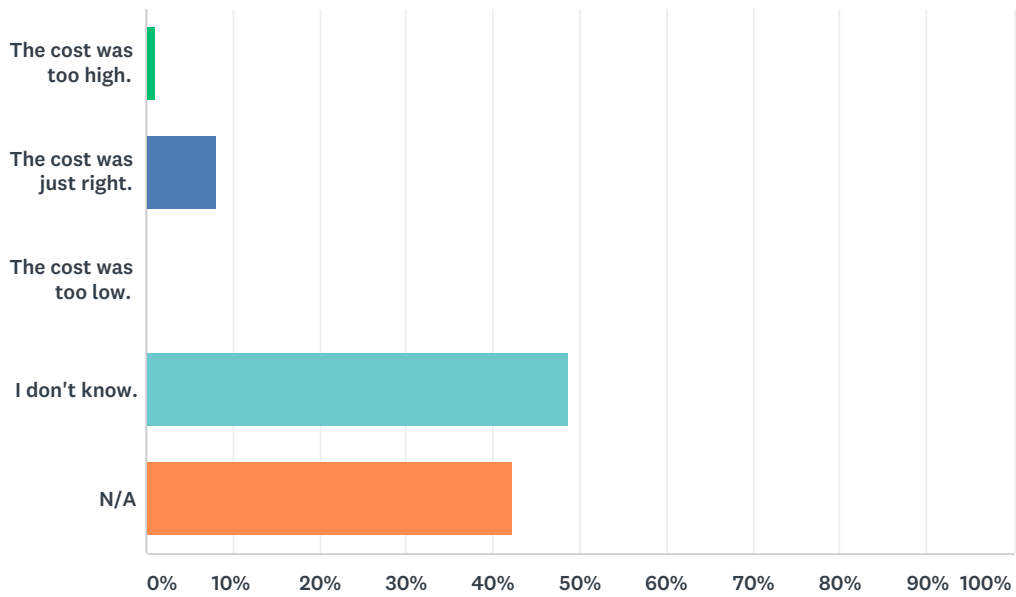
ANSWER CHOICES	RESPONSES	
NAACP Travel Advisory to Missouri	0.00%	0
Personal Reasons	42.11%	8
Lack of Institutional Support	36.84%	7
Program Content not Relevant to Current Position	10.53%	2
Cost of Registration	15.79%	3
Cost of Hotel	21.05%	4
Location of Meeting	10.53%	2
Schedule or Dates of Meeting	26.32%	5
Job Change or Reorganization	15.79%	3



No Service Obligation and/or Not Presenting	21.05%	4
Streaming Alternative Was Preferable	5.26%	1
Total Respondents: 19		

## Q22 Did you feel that the cost of the live streaming video was appropriate?

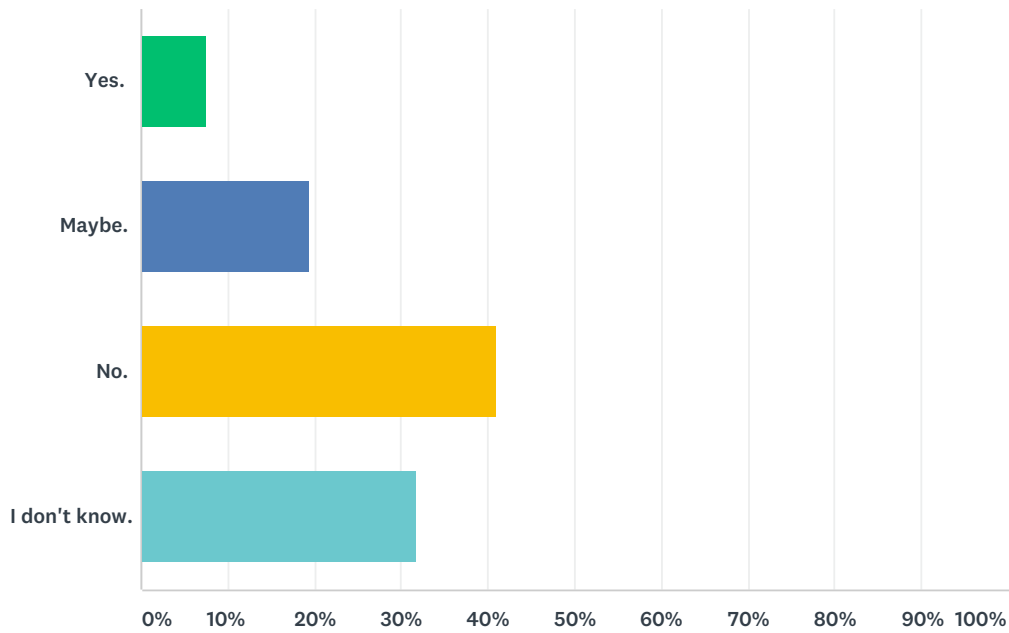
Answered: 185 Skipped: 5



ANSWER CHOICES	RESPONSES
The cost was too high.	1.08% 2
The cost was just right.	8.11% 15
The cost was too low.	0.00% 0
I don't know.	48.65% 90
N/A	42.16% 78
<b>TOTAL</b>	<b>185</b>

### Q23 If MLA offered an institutional rate for live streaming video access, do you think your institution would be willing to purchase it?

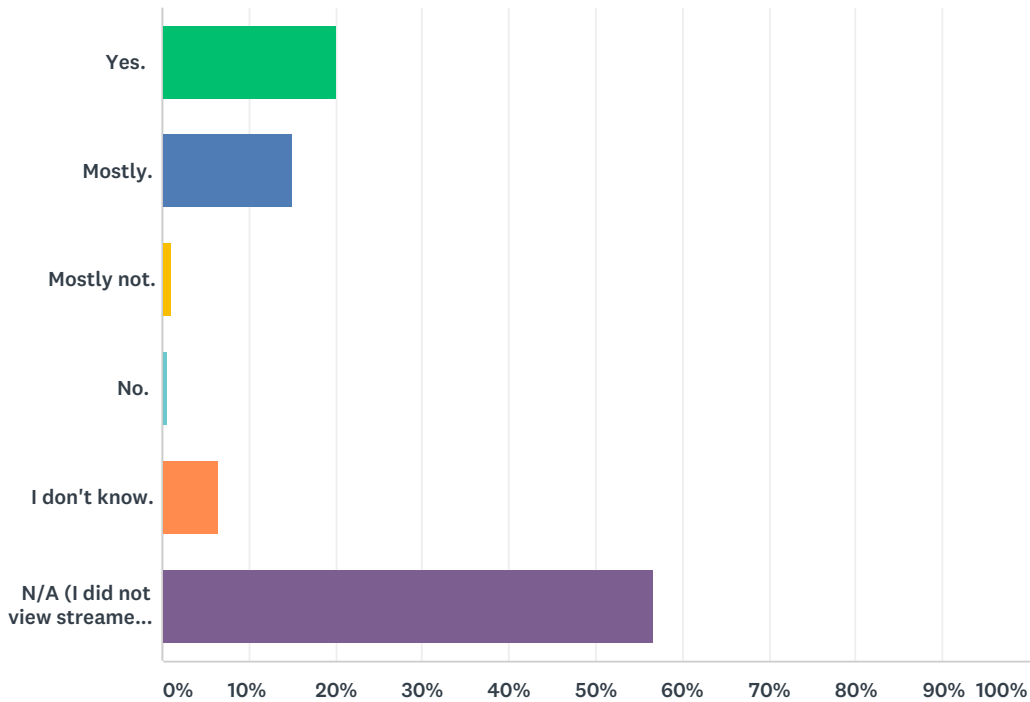
Answered: 185 Skipped: 5



ANSWER CHOICES	RESPONSES	
Yes.	7.57%	14
Maybe.	19.46%	36
No.	41.08%	76
I don't know.	31.89%	59
<b>TOTAL</b>		<b>185</b>

### Q24 The streamed sessions were those in the large meeting room (plenaries, other sessions, and the Business Meeting). Did you find the selected sessions worthwhile?

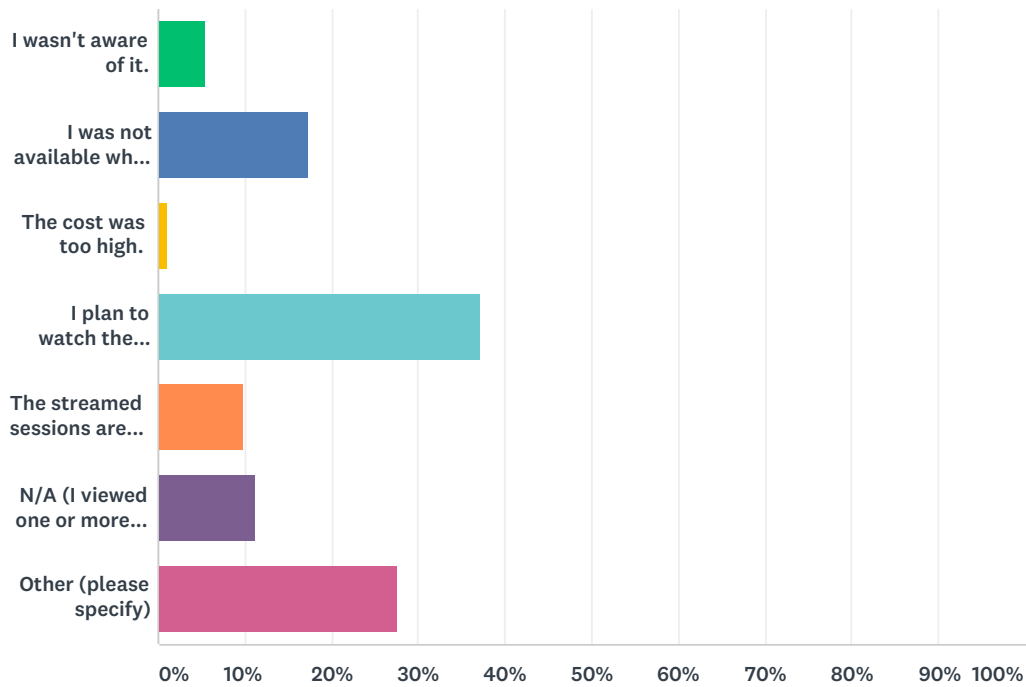
Answered: 185 Skipped: 5



ANSWER CHOICES	RESPONSES	
Yes.	20.00%	37
Mostly.	15.14%	28
Mostly not.	1.08%	2
No.	0.54%	1
I don't know.	6.49%	12
N/A (I did not view streamed sessions)	56.76%	105
<b>TOTAL</b>		<b>185</b>

### Q25 If you did not view live streaming video, please tell us why. Select all that apply.

Answered: 185 Skipped: 5



ANSWER CHOICES	RESPONSES	
I wasn't aware of it.	5.41%	10
I was not available when the sessions were streamed.	17.30%	32
The cost was too high.	1.08%	2
I plan to watch the recordings at a later time.	37.30%	69
The streamed sessions are not valuable to me.	9.73%	18
N/A (I viewed one or more streaming videos)	11.35%	21
Other (please specify)	27.57%	51
Total Respondents: 185		

## Q26 Do you have any final comments regarding the 2019 St. Louis Annual Meeting?

Answered: 84 Skipped: 106