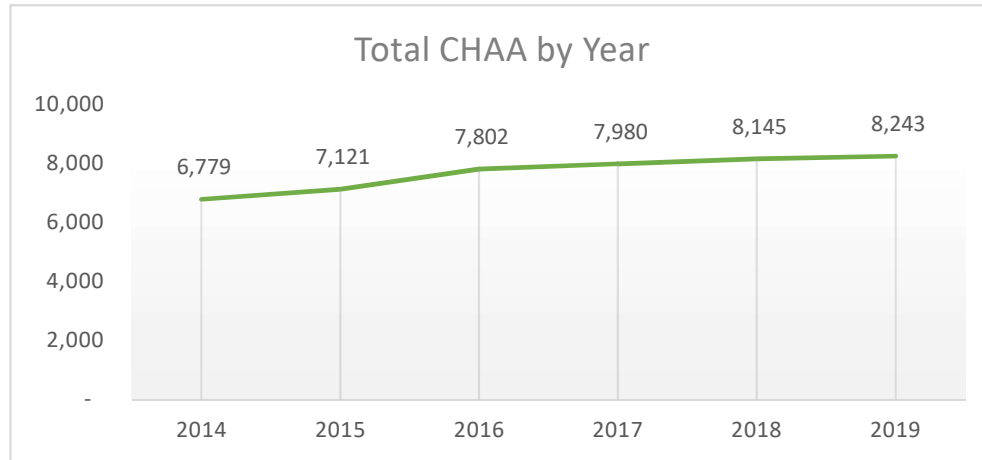
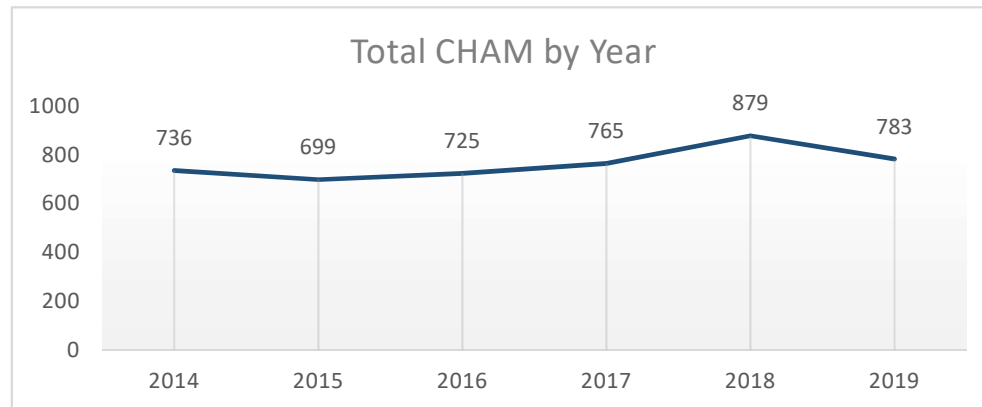




Year	Total CHAA
2014	6,779
2015	7,121
2016	7,802
2017	7,980
2018	8,145
2019	8,243



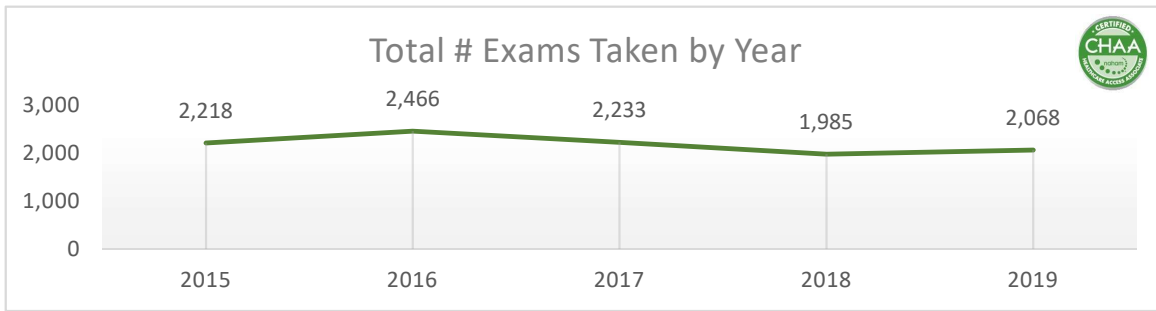
Year	Total CHAM
2014	736
2015	699
2016	725
2017	765
2018	879
2019	783





Certified Healthcare Access Associate (CHAA) Annual Exam Statistics

Year	# Tests Taken	# Passed	% Passed	# Failed	% Failed
2015	2,218	1,730	78%	488	22%
2016	2,466	1,897	77%	569	23%
2017	2,233	1,707	76%	526	24%
2018	1,985	1,551	78%	434	22%
2019	2,068	1,594	77%	474	23%



Certified Healthcare Access Manager (CHAM) Annual Exam Statistics

Year	# Tests Taken	# Passed	% Passed	# Failed	% Failed
2015	245	108	43%	137	57%
2016	276	144	52%	132	48%
2017	280	176	63%	104	37%
2018	229	127	54%	102	45%
2019	258	143	55%	115	45%

