

How do I use Bridge as a learner?

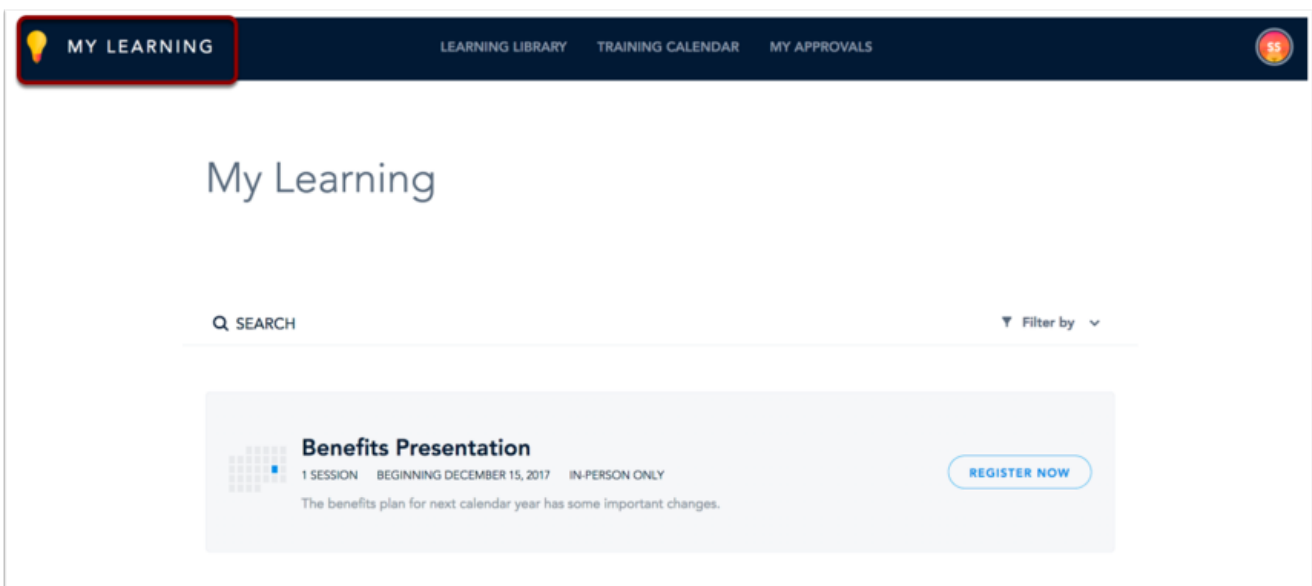
As a learner, the Bridge dashboard defaults to the My Learning page, where you can view all your online courses, live training courses, checkpoints, and survey invitations. You can also view your learner profile.

View Global Navigation Menu



As a learner, the Global Navigation Menu will contain links to the My Learning page, Learning Library, Training Calendar, My Approvals, and Learner Profile menu. Learn more about [how to use the Global Navigation menu](#).

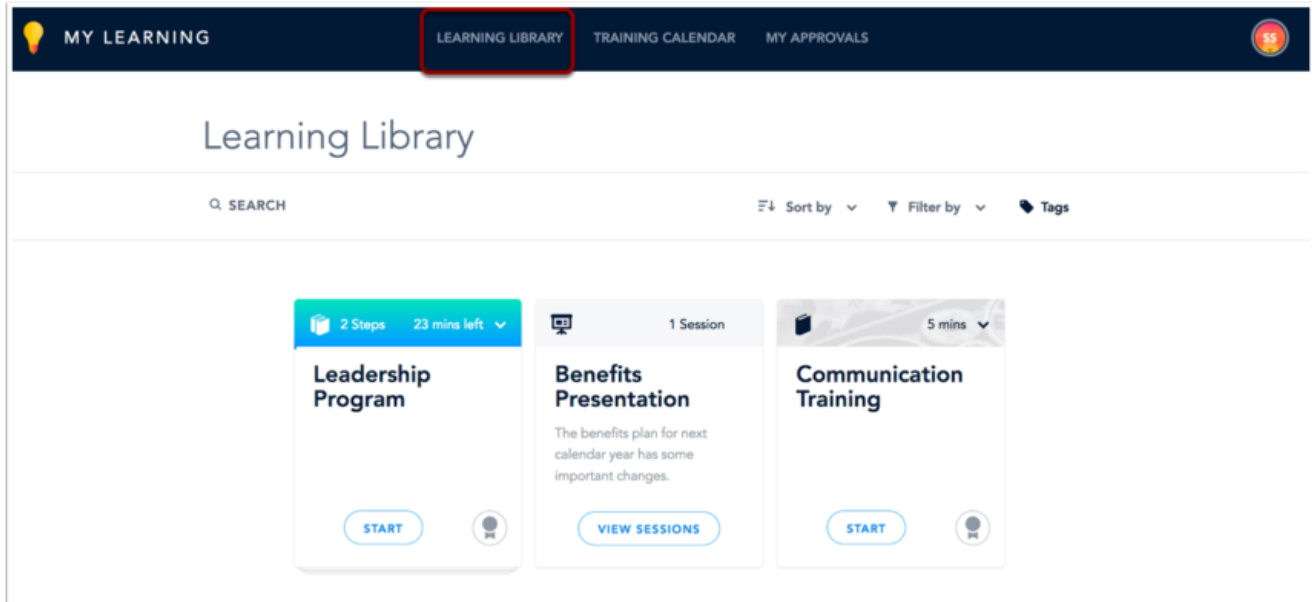
View My Learning Page



Bridge defaults to the **My Learning** page. From here, you can view all courses, programs, live trainings, tasks, and surveys in which you have been enrolled.

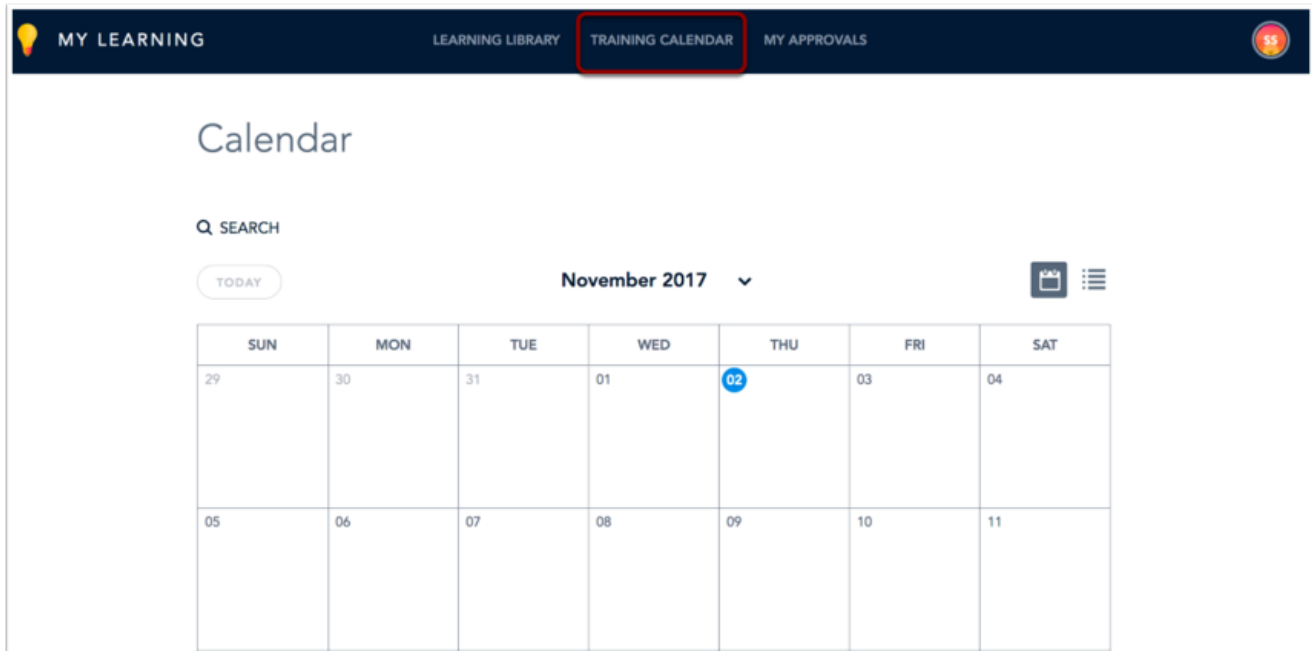
View Learning Library

How do I use Bridge as a learner?



The **Learning Library** provides you with a catalog of courses, programs, and live trainings that are available for [self-enrollment](#). Each course, program, and live training is represented by a Library Card which provides details on the training. Self-enrolled courses are not required and will appear in the optional section of the My Learning page.

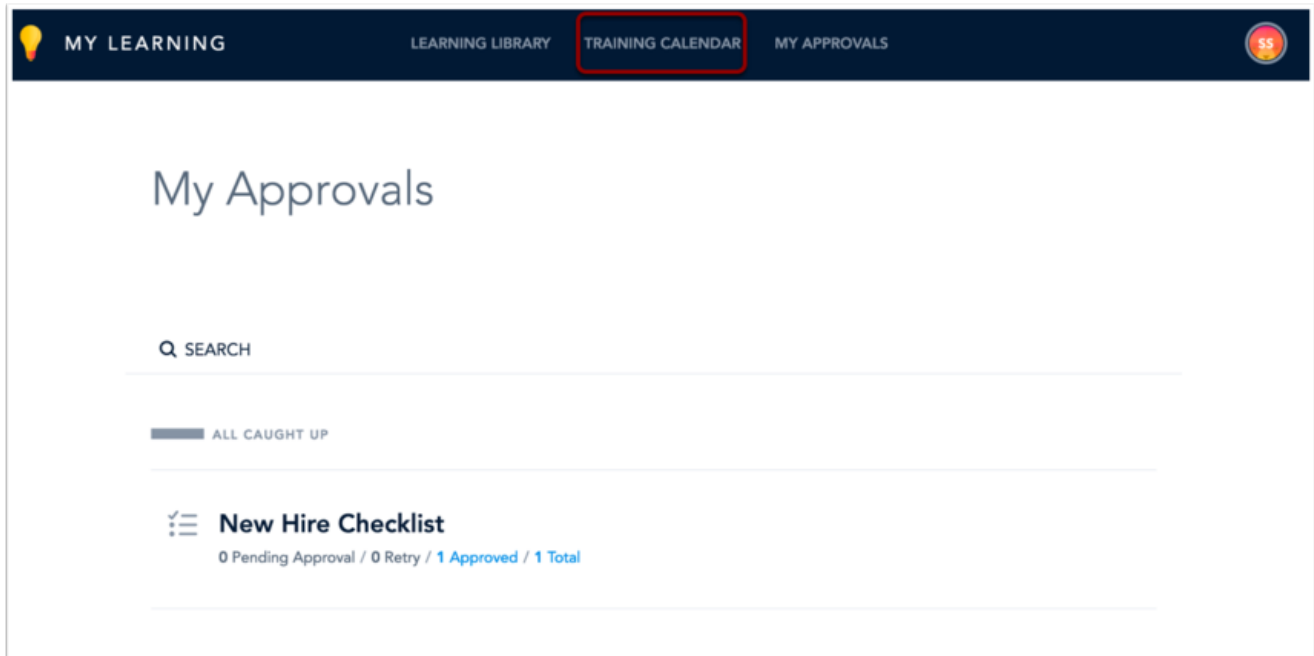
View Live Training Calendar



How do I use Bridge as a learner?

On the Live Training Calendar page, you can access all the [live training sessions](#) available for registration and those you have already registered for.

View My Approvals Page



On the My Approvals page, you can access completed and pending checkpoints that require your approval.

Note: Some features may not be available based on permissions for your user role.

View Learner Profile Menu

How do I use Bridge as a learner?

The image shows a user profile page for Sarah Smith. At the top right, there is a dark blue header with a circular profile picture placeholder containing the initials 'SS' (callout 1) and a notification badge with the number '1'. Below this is the user's profile picture, a colorful fox-like character, with an 'EDIT' button below it (callout 2). The name 'Sarah Smith' is displayed below the profile picture. Underneath the name, there are settings: 'Language' set to 'English (US)' with a dropdown arrow (callout 3), and 'High Contrast Mode' with a toggle switch that is currently off. At the bottom of the profile card, there are two menu items: 'CHANGE PASSWORD' (callout 4) and 'SIGN OUT' (callout 5). Below the profile card, the 'BRIDGE' logo is visible. At the bottom of the page, there are links for 'Help articles' (callout 6), 'Review our terms of use', and 'Contact IT services:' with icons for phone, email, and chat.

How do I use Bridge as a learner?

To access the Learner Profile menu, click your **Avatar** [1]. To [add a profile picture](#) click the **Edit Picture** link [2]. To [change your language preference](#), click the **Language** drop-down menu [2]. To change your password, click the **Change Password** link [4]. To sign out of Bridge, click the **Sign Out** link [5].

For help with Bridge, click the **Help Articles** link [6].

Previous Topic:[How do I clear my browser cache on a PC?](#)**Next Topic:**[How do I change my password?](#)You are here [Table of Contents](#) > [Learners](#) > How do I use Bridge as a learner?