


# <https://pagwebed.bridgeapp.com/login>



Welcome

Login ID

---

Password

---

I'm using a public computer

ENTER

You must first register using the PAGWEBED Sign Up form or being loaded by faculty before being able to log in.

# My Learning



MY LEARNING

LEARNING LIBRARY

TRAINING CALENDAR

## My Learning



SEARCH

List Filter by

REQUIRED



### 25 Cases to Test Your Knowledge in PAG

Current step **Case 1** / About 12 minutes remaining

Pediatric & Adolescent Gynecology Cases

# Learning Library

Learning Library



SEARCH

Title A-Z Filter by Tags

<p>25 Steps 471 mins left</p> <h3>25 Cases to Test Your Knowledge in PAG</h3> <p>Pediatric &amp; Adolescent Gynecology Cases</p> <p>START</p>	<p>60 mins</p> <h3>Bridge Learn: Author Training</h3> <p>In this course you will learn how to navigate Bridge, view the learner experience, how to add and create content, and enroll learners.</p> <p>START</p>	<p>9 mins</p> <h3>Bridge Learn: Bridge Navigation</h3> <p>Learn how to navigate around Bridge.</p> <p>START</p>	<p>7 mins</p> <h3>Bridge Learn: Learning in Bridge - 5 Tips</h3> <p>Learn tips on how to use Bridge Learn as a learner.</p> <p>START</p>
<p>7 mins</p> <h3>Bridge Learn: Overview for Learners</h3> <p>Learn about Bridge Learn and how to use it as a learner.</p> <p>START</p>	<p>12 mins</p> <h3>Bridge Learn: Overview for Managers</h3> <p>Learn how to use Bridge Learn as a manager.</p> <p>START</p>	<p>12 mins</p> <h3>Bridge Learn: Overview for Managers</h3> <p>Learn how to use Bridge Learn as a manager.</p> <p>START</p>	<p>9 mins</p> <h3>Bridge: What is Bridge?</h3> <p>It's a modern, mobile Learning Platform to help organizations train, retain, and engage their learners.</p> <p>START</p>

# 25 Cases to Test Your Knowledge in PAG

< MY LEARNING

## 25 Cases to Test Your Knowledge in PAG

25 Steps / About 8 hours remaining

---

Pediatric & Adolescent Gynecology Cases

RESUME 1 OF 25

# Enter Course




## CASE 1

ENTER COURSE

# Case Content

← BACK TO PROGRAM



A 13-year-old non-sexually active female presents to the ER with severe abdominal pain. She reports that her period began 3 months ago. During her second cycle she noted right-sided abdominal pain, which was most severe by day 3 of her cycle and continued to worsen until her cycle completely stopped by day 6, at which time the pain was gradually more tolerable. In the subsequent weeks she had progressive difficulties emptying her bladder and ultimately was unable to urinate; consequently she was taken to her local Emergency Room in severe pain.

In the ER, she was noted to have urinary retention that was relieved by foley catheterization. A CT scan in the ER revealed a pelvic mass and a single left kidney, but the uterus and ovaries were not well visualized. She was referred to Children's Hospital for further evaluation. You are called to see the patient in the Children's Hospital ER. She complains of mild right lower quadrant pain that is better since the catheterization. She notes her abdominal pain is still present and is intermittent and crampy in nature. She is having normal bowel movements, no nausea, vomiting, fevers or chills. She is currently on her menses.

# Quiz Questions

[← BACK TO PROGRAM](#)

What is the best treatment plan given this clinical scenario?

Start antibiotics

Place ureteral stents

Drain the fluid collection with an ultrasound guided needle

Resect the obstructed hemivaginal septum

# Answer Feedback



Resect the obstructed hemivaginal septum

CORRECT

Correct. Resection of the septum is the only way in which to relieve the obstruction.





# PAGWEBED Sign Up Information

- Access the PAGWEBED site by going to the following URL:  
<https://pagwebed.bridgeapp.com/login>
- Or
- Access using the NASPAG website.



- Log in to the site using your email address and password.
- If you are a faculty member who needs to register, please click on the [PAGWEBED Sign Up Information](#) in the drop-down menu and follow the instructions.

# PAGWEBED Sign Up Information

- If you are a faculty member who needs to load students, please click on the [PAGWEBED Sign Up Information](#) link and use the CSV template.
- We have included an example spreadsheet for your reference.
- Once your spreadsheet is filled in, you will need to submit using [this](#) form.

**PAGWEBED SIGN UP INFORMATION**

[Resources](#) » [Tools for Educators](#) » [PAGWEBED Information](#) » [PAGWEBED Sign Up Information](#)

[+](#) Share | [f](#) [t](#) [p](#) [M](#)

We are pleased to inform you that NASPAG will be launching a new PAGWEBED site.

Please use [this template](#) to upload your CSV file, once you have already registered for the site. If you need to register, please fill out the form below.

- List each role as either Faculty or Student (must be capital).
- Do not abbreviate affiliations.
- List your email address under the Manager ID column next to each corresponding student. (You do not need to list yourself in the CSV as you have already enrolled).

Please note, each student can only have one faculty member (manager).

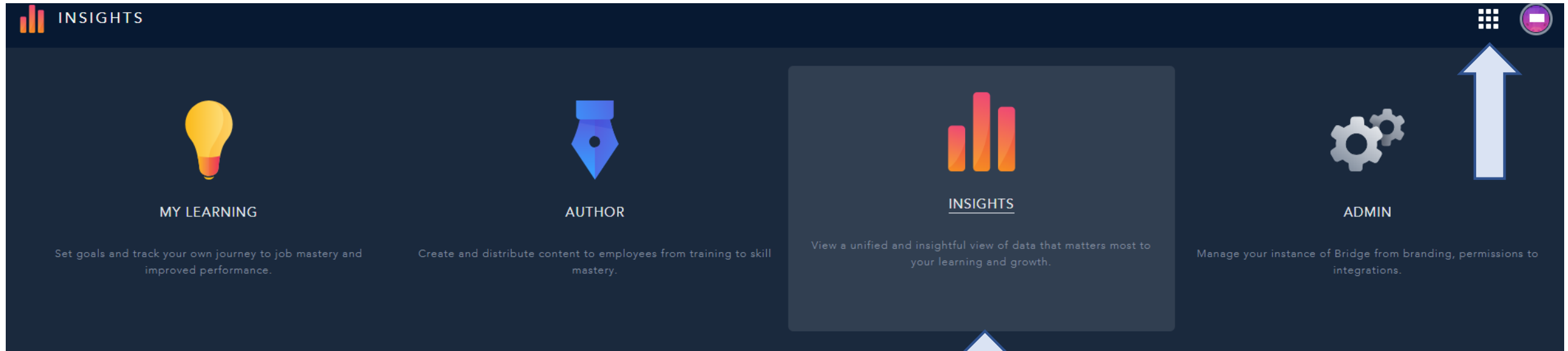
Noting the Manager ID will allow you to add and delete students, track their progress, and send correspondence within the site.

You can view an example spreadsheet [here](#).

Please send us an email to [hq@naspag.org](mailto:hq@naspag.org) if you have any questions.

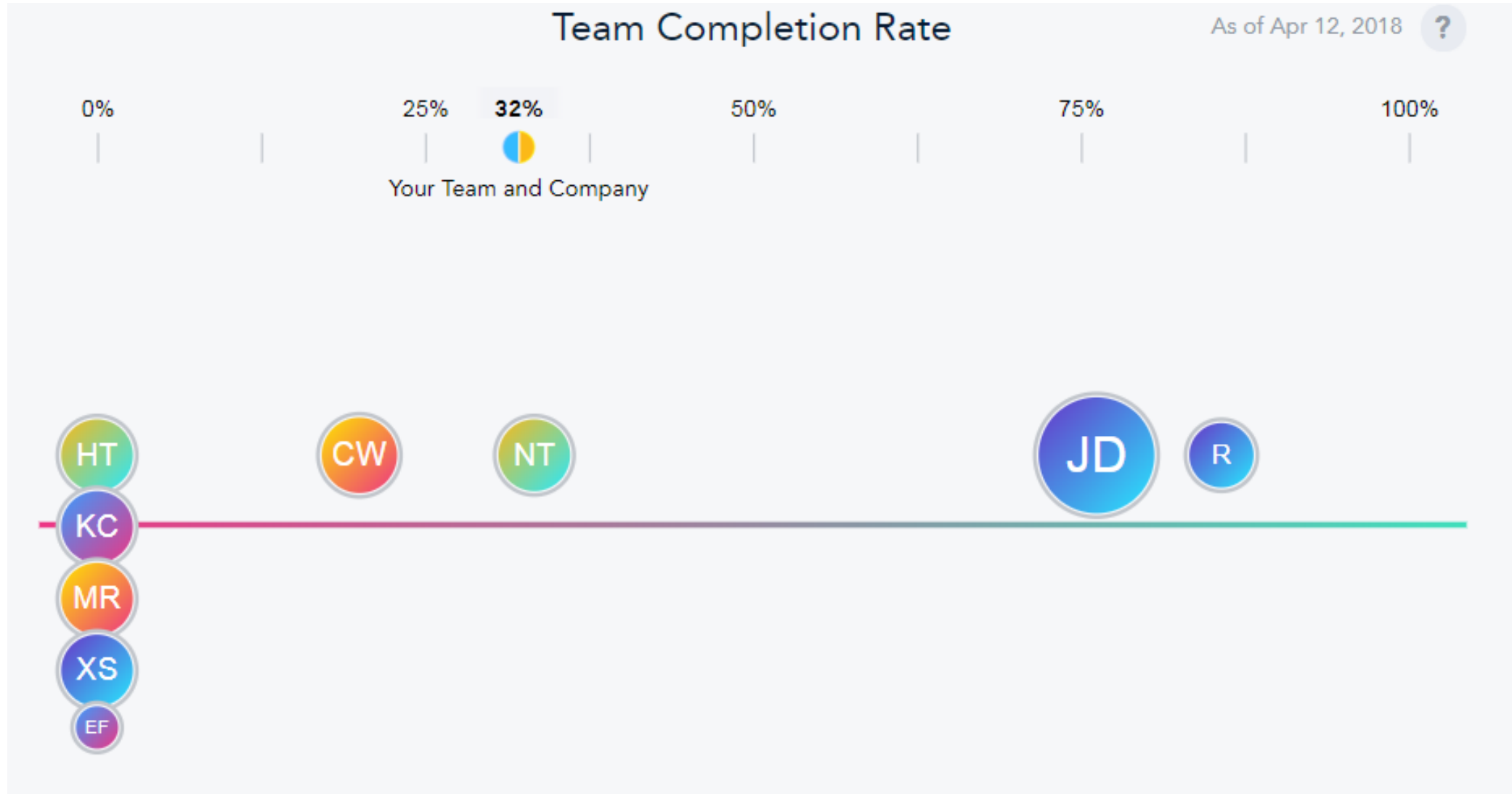
Access the new site [here](#)!

# Use the Application Switcher to Manage Users



Click on Insights to track your students progress.

# Track Your Student's Progress



# Send Your Student's Messages



Insights

To:

- CW
- HT
- KC
- MR
- XS
- EF

LAST 90 DAYS

Jan 12, 2018 > Apr 12, 2018

Your subject here

Compose Your Message

Don't forget to complete your courses!

SEND MESSAGE

