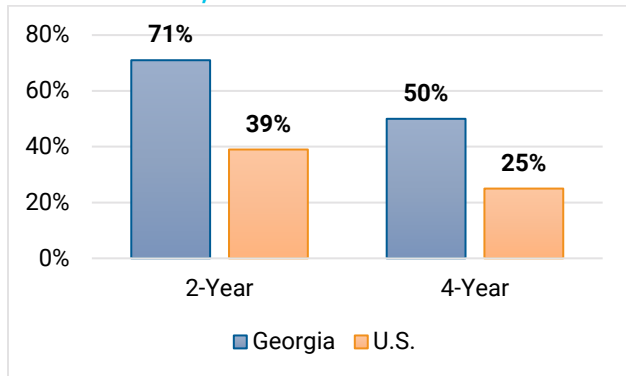


College Affordability in GEORGIA

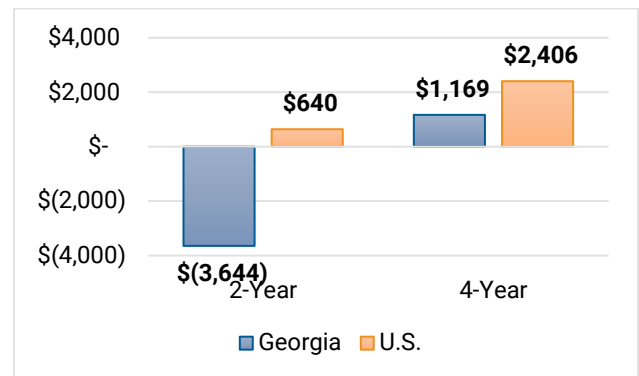
Public higher education is becoming less affordable. NCAN's research shows that, between 2013-14 to 2017-18, there was a great decline in the percentage of affordable two- and four-year public institutions for the average Pell Grant recipient. Students' financial aid, family contributions, and work earnings failed to cover the full cost of attendance. The remaining value is defined as an "affordability gap".¹

This is the state of college affordability for Pell Grant recipients in Georgia.

PERCENTAGE OF INSTITUTIONS THAT ARE AFFORDABLE, 2017-18



AFFORDABILITY GAPS, 2017-18¹



STATE GRANT AID

State aid programs are crucial for college access and success, and can be based on financial need, merit, or a variety of factors.

Average Undergraduate Grant Aid

(Per full time equivalent student, in 2017-18)



FEDERAL PELL GRANT AID

The Pell Grant is a federal need-based award that helps millions of students annually.

Georgia

(2017-18)

Total Pell Grant Recipients	228,026
Total Pell Grant Dollars	\$926,857,862

¹ A negative affordability gap, i.e., when the cost of attendance is less than the sum of financial aid, family contributions, and a student's wages, means that college is affordable. Conversely, a positive gap means there is less financial aid than is needed to pay for college.

College Access and Completion in GEORGIA

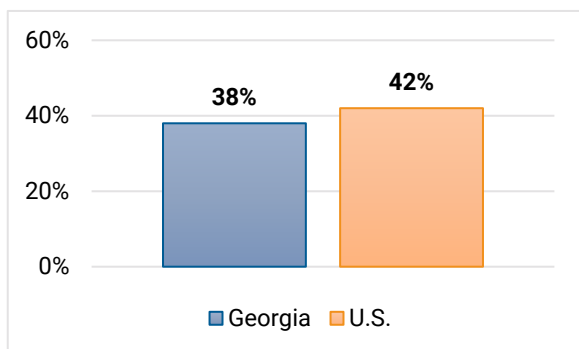
FAFSA COMPLETION

The Free Application for Federal Student Aid (FAFSA) determines eligibility for many types of aid. FAFSA completion is strongly associated with college enrollment. Nationally, 57% of high school seniors completed the FAFSA for the 2019-20 cycle.ⁱⁱ

Georgia (2019-20 FAFSA cycle)	
FAFSA Completion: High School Seniors	56%
State Rank (all states, DC and PR)	26

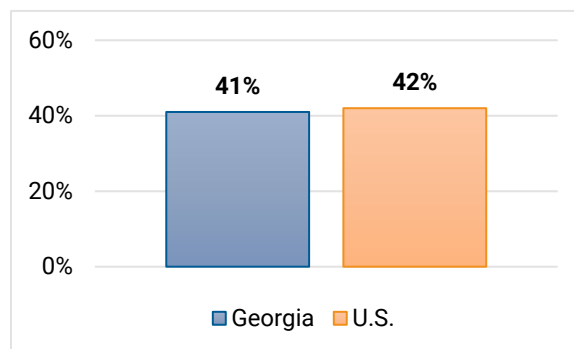
ENROLLMENT

Enrollment in postsecondary education is crucial for expanding economic opportunity. The chart below reflects the percentage of adults, age 18-24, who are enrolled in college.ⁱⁱⁱ



DEGREE ATTAINMENT

The chart below reflects the percentage of Americans, age 25 to 64, with associate degrees and higher.^{iv}



For more information, contact:

Carrie Warick | Director of Policy and Advocacy, NCAN
warickc@ncan.org

About NCAN: The National College Attainment Network has more than 450 member organizations across the U.S. working to close equity gaps in postsecondary completion. NCAN members support more than 2 million students and families each year and span the education, government, and civic sectors.

ⁱ National College Attainment Network, "The Growing Gap: Public Higher Education's Declining Affordability for Pell Grant Recipients", <https://www.ncan.org/page/Affordability>.

ⁱⁱ National College Attainment Network, Form Your Future FAFSA Tracker, <https://formyourfuture.org>.

Note: The FAFSA completion figures represent the percentage of seniors who completed the FAFSA by June 28, 2019.

ⁱⁱⁱ U.S. Census Bureau, 2017 American Community Survey, <https://www.census.gov/programs-surveys/acs>.

^{iv} Ibid.