



































Collection Management

<b>Survey</b>	ALLSTAR Official Survey (AOS) <b>Verify</b>	<b>Add Status Rollup</b>	Submit/Lock
<b>Period</b>	FY 18-19 <b>Add</b>	<b>Start:</b> 2019-07-01	<b>Months:</b> 12
<b>Institution</b>	ALLSTAR		
<b>Library</b>	Library Data		
<b>Group</b>	-- All groups --	<b>Add</b>	
<b>Indicators</b>	<b>Add Edit Checks Prompts Notes Review</b>		
Save Reset			
<b>Status</b>	<b>Indicator</b>	<b>Short Name</b>	<b>Value</b>
<b>ALLSTAR Official Collection</b> ▼			
<b>000. Data Reported / Contact Information</b> ▼			
<b>ABA</b> ▼	ABA_COMPLETED	Y	
<b>ARL</b> ▼	ARL_COMPLETED	Y	
<b>ACRL</b> ▼	ACRL_REPORTED	Y	
<b>US News</b> ▼	USNEWS_REPORTED	Y	
<b>Primary Survey Contact Name</b> ▼	SURVEY_CONTACT_NAME		
<b>Primary Survey Contact Email Address</b> ▼	SURVEY_CONTACT_EMAIL		
<b>100. Personnel - FTE, Headcount and Hours</b> ▼			
<b>-110. Professional Staff</b> ▼			
<b>111 Number (in FTEs) of full-time librarians including the Director</b> ▼	NO_FTE_LIBRARIANS		
<b>112 Number (in FTEs) of part-time librarians (ABA Q1)</b> ▼	FTE_PT_LIB		
<b>113 Number (in Headcount) of full-time librarians including the Director</b> ▼	FT_LIB_HEADCOUNT		
<b>114 Number (in Headcount) of part-time librarians</b> ▼	PT_LIB_HEADCOUNT		
<b>115 Subtotal (in FTEs), Librarians (ACRL Line 01 Column A)</b> ▼	LIB_FTE2		
<b>116 Subtotal (in Headcount), Librarians</b> ▼	LIB_FTE_SUB_HC		
<b>117 Number (in FTEs) of other full-time and part-time professional staff in the library (excluding librarians) (ACRL Line 02 Column A) (ABA Q3)</b> ▼	OTHER_PROF_STAFF		
<b>118 Number (in Headcount) of other full-time and part-time</b>	OTHER_PROF_STAFF_HEADCOUNT		

	<b>professional staff in the library (excluding librarians)</b> ▼		
	<b>119 Subtotal (in FTEs), Professional Staff (ACRL Line 03 Column A)</b> ▼	PRO_FTE	
	<b>120 Subtotal (in Headcount), Professional Staff (headcount)</b> ▼	PROF_FTE_HC	
	<b>121 Professional staff (FTE) (ARL Q13a)</b> ▼	PRFSTF	
<b>-130. Support Staff</b> ▼			
	<b>131 Number of all other paid staff (in FTEs) (except student assistants) (ACRL Line 04 Column A) (ABA Q2)</b> ▼	SUPPORT_STAFF	
	<b>132 Number of all other paid staff (in Headcount) (except student assistants)</b> ▼	SUPPORT_STAFF_HC	
	<b>133 Support staff (FTE) (ARL Q13b)</b> ▼	NPRFSTF	
<b>-140. Student Assistants</b> ▼			
	<b>141 Number (in FTEs) of student assistants (ARL 13c) (ACRL Line 05 Column A)</b> ▼	STUDAST	
<b>-150. Totals</b> ▼			
	<b>151 Total FTE (librarians, professional staff, other paid staff and student assistants) (ARL Q13) (ACRL Line 06 Column A)</b> ▼	TOT_FTE	
	<b>152 How many IT staff (in FTE) are included in the above TOTAL FTE count?</b> ▼	IT_FTE	NA/UA
	<b>153 Total FTE Minus IT Staff</b> ▼	TOT_FTE_NO_IT	
	<b>154 Total Headcount for Library staff excluding student assistants</b> ▼	TOTAL_HC	
<b>-160. Hours of Staffing</b> ▼			
	<b>161 Number of hours to work per week to be considered full time at the institution (ACRL Line 07)</b> ✓ ▼	FTE	
	<b>162 Hours per week professional staff on duty - regular schedule (ABA Q5a) (USNews Q63)</b> ▼	HOURS_WEEK_PROF_STAFF	
	<b>163 Hours per week professional staff on duty - abbreviated</b>	HOURS_WEEK_PROF_STAFF_ABBREV	


	<b>schedule (ABA Q5a) (USNews Q63)</b> ▼		
	<b>164 Hours per week only full-time support staff on duty - regular schedule (ABA Q5b) (USNews Q63)</b> ▼	ONLY_SUPPORT_STAFF	<input type="text"/>
	<b>165 Hours per week only full-time support staff on duty - abbreviated schedule (ABA Q5b) (USNews Q63)</b> ▼	ONLY_SUPPORT_STAFF_ABBREV	<input type="text"/>
	<b>166 Hours per week only students and other part-time staff on duty - regular schedule (ABA Q5c) (USNews Q63)</b> ▼	STUDENTS_PT_STAFF	<input type="text"/>
	<b>167 Hours per week only students and other part-time staff on duty - abbreviated schedule (ABA Q5c) (USNews Q63)</b> ▼	STUDENTS_PT_STAFF_ABBREF	<input type="text"/>
<b>200. Expenditures, Personnel</b> ▼			
<b>-210. Professional Staff</b> ▼			
	<b>211 Full-time Librarians Salaries and Wages including the Director (include temporary appointments)</b> ▼	FT_LIB_SALARIES	<input type="text"/>
	<b>212 Part-time Librarians Salaries and Wages (include temporary appointments)</b> ▼	PT_LIB_SAL	<input type="text"/>
	<b>213 Subtotal, Librarians Salaries and Wages (ACRL Line 01 Column B)</b> ▼	LIBRARIAN_SAL_TOTAL	<input type="text"/>
	<b>214 Other Professional Staff Salaries and Wages (ACRL Line 02 Column B)</b> ✓ ▼	OTH_SAL	<input type="text"/> NA/UA
	<b>215 Subtotal, Professional Staff Salaries and Wages (ACRL Line 03 Column B)</b> ▼	PROF_STAFF_SALARIES	<input type="text"/>
	<b>216 Total Salaries and Wages, Professional Staff (ARL Q8a) (From ARL Collection)</b> ▼	SALPRF	<input type="text"/>
<b>-220. Support Staff</b> ▼			
	<b>221 All Other Paid Staff Salaries and Wages (Except Student Assistants) (ARL Q8b) (ACRL Line 04 Column B)</b> ▼	SALNPRF	<input type="text"/>
<b>-230. Student Assistants</b> ▼			

	231 Student Assistants Wages (ARL 8c) (ACRL Line 05 Column B) ▼	SALSTUD	<input type="text"/>
<b>-240. Total Salaries and Wages (excluding fringe) ▼</b>			
	241 Total Salaries & Wages (ACRL Line 06 Column B) (IPEDS) Calculated from AOS ▼	TOT_SAL	<input type="text"/>
	242 Total Salaries and Wages (ARL Q8) (From ARL Collection) ▼	TOTSAL	<input type="text"/>
<b>-250. Fringe Benefits ▼</b>			
	251 Are staff fringe benefits paid from the library budget? (ACRL Line 08) (IPEDS) ▼	FRNG_BDG	<input type="text"/>
	252 Staff fringe benefits IF paid from the library budget (ACRL Line 09 Column B) (IPEDS) ✓ ▼	FRNG_AMT	<input type="text"/> NA/UA
	253 Total fringe (ARL Q10) ▼	FRNG_BNF_PROF	<input type="text"/>
	254 Official designated fringe rate (%) (ARL Q11) ▼	FRNG_BNF_PERC_PROF	<input type="text"/>
<b>300. Expenditures, Non-Personnel ▼</b>			
	301 Are expenses reported in Canadian dollars? (ARL Q5) (ACRL Line 27) ▼	EXPCDN	<input type="text"/>
<b>-310. Materials/Services Expenditures to Support Collections ▼</b>			
	311 One-time purchase of books, serial backfiles, and other materials [One-time resource purchases] (ARL Q7a) (ACRL Line 20) (IPEDS) ▼	EXP_ONCE	<input type="text"/>
	312 One-time E-books expenditures (if available) (ACRL Line 20a) ✓ ▼	EBK_PUR	<input type="text"/> NA/UA
	320 Ongoing commitments (expenditures) to subscriptions [Ongoing resource purchases] (ARL Q7b) (ACRL Line 21) (IPEDS) ▼	EXP_ONGOING	<input type="text"/>
	322 Ongoing E-books expenditures (if available) (ACRL Line 21a) ✓ ▼	EBK_ONG_PUR	<input type="text"/> NA/UA
	323 E-journals expenditures (if available) (ACRL Line 21b) ✓ ▼	EJR_ONG_PUR	<input type="text"/> NA/UA
	330 Expenditures for all other materials/service cost (ACRL Line 22) (IPEDS) ✓ ▼	OTH_PUR	<input type="text"/>
	331 Collection support (ARL Q7c) ▼	EXP_COLL_SUP	<input type="text"/>
	340 Total materials/services expenses (ACRL Line 23) (IPEDS)	TOT_PUR	<input type="text"/>

	<b>341 Total Library Materials Expenditures (ARL Q7)</b> 	EXPLM	<input type="text"/> 
<b>-350. Operations and Maintenance Expenses</b> 			
	<b>351 Preservation services (ACRL Line 24) (IPEDS)</b>  	PRSV_PUR	<input type="text"/> 
	<b>354 All other operations and maintenance expenses [Other operating expenditures] (ARL Q9) (ACRL Line 25) (IPEDS)</b> 	OPEXP	<input type="text"/> 
	<b>360 Total operations and maintenance expenses (ACRL Line 26) (IPEDS)</b> 	OP_PUR2	<input type="text"/> 
	<b>365 Expenditures for law library collection management applications or services (e.g. OCLC, Marcive, ILSs, Serials Solutions) (ABA Q17)</b> 	COLL_MGMT_APPLICATIONS	<input type="text"/> 
	<b>366 Professional staff development expenditures (ABA Q21)</b> 	PROFESSIONAL_STAFF_DEVELOPMENT	<input type="text"/> 
<b>-370. From Other Sources</b> 			
	<b>371 External Contributions from Consortia / Networks / System Office (expenditures) Print/Physical (ACRL Line 45 Column A)</b> 	EXT_NET_PH	<input type="text"/>  NA/UA
	<b>372 External Contributions from Consortia / Networks / Bibliographic utilities / System Office (expenditures) Digital/Electronic (ARL Q12) (ACRL Line 45 Column B)</b> 	BIBL_UTIL_NETS_ETC_EXT	<input type="text"/> 
<b>380. Total Expenses (Expenditures)</b> 			
	<b>381 Total Expenses, includes fringe (ACRL Line 30) (IPEDS)</b> 	TOT_EXP_INC_FRINGE_REPORTING	<input type="text"/> 
	<b>382 Total Expenses, excludes fringe (ARL Q6) (ACRL Line 31) (IPEDS)</b> 	TOT_EXP_REPORTING	<input type="text"/> 
<b>400. Collections</b> 			
<b>-410. Titles Held</b> 			
	<b>411 Number of Books Print/Physical (title count only) (ACRL Line 40 Column A) (US News Q57) (IPEDS)</b> 	TITLES	<input type="text"/> 

412	Number of Books Digital/Electronic (title count only) (ACRL Line 40 Column B) (US News Q57) (IPEDS) ▼	ELECTRONIC_TITLES	<input type="text"/>	
<b>-415. Titles All Formats ▼</b>				
416	Number of Titles Held (all formats) as of June 30 (ARL Q1) ▼	TITLES_HELD	<input type="text"/>	
<b>-420. Volumes ▼</b>				
421	Number of volumes held as of June 30 (print plus electronic) (ARL Q2) (US News Q57) ▼	VOLS	<input type="text"/>	
	Volumes held as of June 30 Digital/Electronic (FILLER needed for report structure) ▼	VOLS_ELEC		
422	Number of print books (volumes count only) (ACRL Line 40a Column A) ✓ ▼	BK_PH	<input type="text"/>	NA/UA
423	Basis of volume count Physical / Bibliographic (ARL Q3) ▼	CNTBASIS	<input type="text"/>	
	Print Books Digital/Electronic Volume Count (FILLER needed for report structure) ▼	PRINT_BOOKS_DIG_ELEC		
424	Number of volumes (excluding microforms) (USNews Q57) ▼	VOLUMES	<input type="text"/>	
<b>-430. E-Books Volumes ▼</b>				
431	Number of Electronic book volumes (included in ARL Q2) (ARL Q4) ▼	NUM_ELC_BKS	<input type="text"/>	
<b>-435. Databases ▼</b>				
436	Number of Databases (ACRL Line 41 Column B) (IPEDS) ✓ ▼	DTB_E	<input type="text"/>	NA/UA
<b>-440. Media ▼</b>				
441	Number of Media Print/Physical titles held (ACRL Line 42 Column A) (IPEDS) ✓ ▼	MED_PH	<input type="text"/>	NA/UA
442	Number of Media Digital/Electronic titles held (ACRL Line 42 Column B) (IPEDS) ✓ ▼	MED_E	<input type="text"/>	NA/UA
<b>-445. Microforms ▼</b>				
446	Number of Microform Titles (USNews Q57) ▼	MICROFORM_TITLES	<input type="text"/>	
447	Number of Equivalent volumes Microforms (USNews Q57) ▼	VOLUMES_EQVALENT	<input type="text"/>	
<b>-450. Other non-book titles ▼</b>				


451	Number of Other Non-Book Titles (USNews Q57)	OTHER_NON_BOOK	<input type="text"/>
<b>-455. Serials</b>			
456	Number of Serials titles - Physical (ACRL Line 43 Column A) (IPEDS)	SER_PH	<input type="text"/> NA/UA
457	Number of Serial titles - Digital/Electronic (ACRL Line 43 Column B) (IPEDS)	SER_E	<input type="text"/> NA/UA
<b>-460. Totals</b>			
	461 Total Print/Physical titles (ACRL Line 44 Column A) (IPEDS)	TOTAL_PHYSICAL_COLLECTION2	<input type="text"/>
	462 Total Digital/Electronic titles (ACRL Line 44 Column B) (IPEDS)	TOTAL_ELEC_COLLECTION2	<input type="text"/>
	463 Total Titles for USNews Q57	TOTAL_TITLES_UNSWR572	<input type="text"/>
	464 Total Volumes for USNews Q57	TOTAL_VOLS_USNWR2	<input type="text"/>
<b>-470. Off-Site Collections</b>			
471	Does your library's online catalog or website include links to electronic resources made available by another campus library or consortia? (USNews Q58)	LIBRARY_LINKS	
472	Number of Volumes in USNews Q57 (Total) which are stored off-site and systematically retrievable (USNews Q61)	VOLUMES_OFFSITE	<input type="text"/>
473	Number of Volumes in USNews Q57 (Total) which are stored off-site and not systematically retrievable (USNews Q62)	VOLUMES_OFFSITE_NOT	<input type="text"/>
<b>-480. Institutional Repositories</b>			
481	Items contributed to the institutional repository via uploads (ACRL Line 50)	REP_UPL	<input type="text"/> NA/UA
482	Item usage from the institutional repository (ACRL Line 51)	REP_USE	<input type="text"/> NA/UA
<b>500. Services</b>			
<b>-510. Circulation / Usage</b>			
511	Number of initial circulations (excluding reserves) (ARL Q17)	INITCIRC	<input type="text"/>
		ICIRC_PH	


512 Initial circulation Physical (including reserves) (ACRL Line 60 Column A) (IPEDS) ▼		<input type="text"/> NA/UA
513 Initial circulation Digital/Electronic (ACRL Line 60 Column B) (IPEDS) ▼	ICIRC_E	<input type="text"/> NA/UA
<b>-520. Use of Electronic Resources ▼</b>		
521 Number of successful full-text article requests (journals) (ARL Q18) ▼	ITEMS_REQUESTED	<input type="text"/>
522 Number of regular searches (databases) (ARL Q19) ▼	REG_SEARCHES	<input type="text"/>
523 Number of federated searches (databases) (ARL Q20) ▼	FED_SEARCHES	<input type="text"/>
524 Footnote ▼	Q18_20FOOTNOTE	<input type="text"/>
525 e-book usage COUNTER (if available) - digital/electronic (ACRL Line 61 Column B) ✓ ▼	BR1_E	<input type="text"/> NA/UA
526 e-book usage COUNTER BR2 (if available) - digital/electronic (ACRL Line 62 Column B) ✓ ▼	BR2_E	<input type="text"/> NA/UA
527 E-serials usage - digital/electronic (ACRL Line 63 Column B) ✓ ▼	EJRN_E	<input type="text"/> NA/UA
<b>-530. Reference ▼</b>		
531 Transactions (ACRL Line 64) ✓ ▼	TRSN	<input type="text"/> NA/UA
532 Consultations (ACRL Line 65) ✓ ▼	CNSLT	<input type="text"/> NA/UA
533 Virtual Reference Transactions (ACRL Line 67) ▼	VRT_REF	<input type="text"/> NA/UA
534 Total Reference Transactions (if Lines 531 and 532 are not provided) ▼	REFTRANS2	<input type="text"/>
 535 Total Reference Transactions (if Lines 531 and 532 are provided) ▼	REFTRANS_X	<input type="text"/>
536 Reference transactions (ARL Q16) ▼	REFTRANS	<input type="text"/>
538 Is the reference transactions figure based on sampling? (ARL Q16a) ▼	REFSAMP	<input type="text"/>
540 Number of hours of reference service provided per week -	HOURS_REFERENCE	<input type="text"/>



	regular schedule (ABA Q6) (USNews Q63)		
	541 Number of hours of reference service per week - abbreviated schedule (ABA Q6) (USNews Q63)	HOURS_REFERENCE_ABBREVIATED	<input type="text"/>
<b>-550. Presentations / Instruction</b>			
	551 Number of presentations - physical (ACRL Line 70 Column A)	PRS_GRP	<input type="text"/> NA/UA
	552 Number of presentations - digital/electronic (ACRL Line 70 Column B)	PRS_DG	<input type="text"/> NA/UA
	553 Number of presentations - total (if breakdown not available) (ARL Q14) (ACRL Line 70 Column C)	GRPPRES	<input type="text"/>
	554 Original Number of presentations - total (calculated if breakdown is available) (ACRL Line 70 Column C)	PRS_TOT_C2	<input type="text"/>
	555 Is library presentations figure based on sampling? (ARL Q14a)	PRESSMPL	<input type="checkbox"/>
	556 Total Number of Presentations	TOTAL_PRESENTATIONS	<input type="text"/>
	560 Total attendance at all presentations - physical (ACRL Line 71 Column A)	ATT_PH	<input type="text"/> NA/UA
	561 Total attendance at all presentations - digital/electronic (ACRL Line 71 Column B)	ATT_DG	<input type="text"/> NA/UA
	562 Total attendance at all presentations - total (if breakdown not available) (ARL Q15) (ACRL Line 71 Column C)	PRESPTCP	<input type="text"/>
	563 Total Attendance at all Presentations (calculated if breakdown is available) (ACRL Line 71 Column C)	TOT_ATT_PH2	<input type="text"/>
	564 Are participant figures based on sampling? (ARL Q15a)	PTCPSAMP	<input type="checkbox"/>
	566 Total Attendance	TOTAL_ATTENDANCE	<input type="text"/>
<b>-570. Annual Gate Count</b>			
	571 Gate count - in a typical week (if available) (ACRL Line 74)	GC_TW	<input type="text"/> NA/UA

572 Annual gate count (ARL Q23) (ACRL Line 73)	GATE_COUNT	<input type="text"/>
<b>-580. Hours and Weeks Open </b>		
581 Number of hours per week library is open - regular schedule (ABA Q5) (ACRL Line 72) (USNews Q63)	HOURS_PER_WEEK	<input type="text"/>
582 Number of hours per week library is open - abbreviated schedule (ABA Q5) (USNews Q63)	HOURS_PER_WEEK_ABBREV	<input type="text"/>
583 Number of weeks library operates on expanded schedule (USNews Q64)	NO_WEEKS_EXP_SCH	<input type="text"/>
584 Number of weeks library operates on abbreviated schedule (USNews Q64)	NO_WEEKS_ABBREV_SCH	<input type="text"/>
585 Does your library allow 24/7 access to members of the law school community?	24_7_ACCESS	Y
<b>600. Interlibrary Loan </b>		
610 Does your institution have interlibrary loan services? (ACRL Line 80) (IPEDS)	ILL	<input type="text"/>
620 ILL - Total number of filled requests provided to other libraries (loaned) (ARL Q21) (ACRL Line 81) (IPEDS)	ILLTOT	<input type="text"/>
621 ILL-01 Returnable provided by other libraries (if available) (ACRL Line 81a)	ILL_01	<input type="text"/> NA/UA
622 ILL-02 Non-returnable provided by other libraries (if available) (ACRL Line 81b)	ILL_02	<input type="text"/> NA/UA
623 Total if ILL-01 and ILL-02 (provided by other libraries) are reported separately (ACRL Line 81c)	TILL_PRV	<input type="text"/>
630 ILL - Total number of filled requests received from other libraries (ARL Q22) (ACRL Line 82) (ABA Q7b) (IPEDS)	ILBTOT	<input type="text"/>
631 ILL-03 Returnables received from other libraries (if available) (ACRL Line 82a)	ILL_03	<input type="text"/> NA/UA
632 ILL-04 Non-returnables received	ILL_04	<input type="text"/> NA/UA

	from other libraries (if available) (ACRL Line 82b) ✓ ⌵		
	633 ILL-05 Documents received from commercial services (if available) (ACRL Line 82c) ✓ ⌵	ILL_05	<input type="text"/> NA/UA
	634 Total if ILL-03, ILL-04 and ILL-05 (received) are reported separately (ACRL Line 82d) (ABA Q7b) ⌵	TILL_RCV	<input type="text"/>
<b>700. Facilities</b> ⌵			
	710 Net square footage of space assigned for library purposes (ABA Q8) (USNews Q59) ⌵	NET_SF_LIB_SPACE	<input type="text"/>
	720 Total feet of shelving capacity available for library materials (ABA Q9a) ⌵	STACKS_LINEAR_FEET	<input type="text"/>
	730 Total seats available for library users (ABA Q10) (USNews Q60) ⌵	SEATS_AVAILABLE	<input type="text"/>
<b>800. Degrees, Faculty &amp; Enrollments</b> ⌵			
<b>-810. Doctor's Degrees</b> ⌵			
	811 Number of Doctor's Degrees awarded (ARL Q24) ⌵	PHDAWD	<input type="text"/>
	812 Number of fields in which Doctor's Degrees can be awarded (ARL Q25) ⌵	PHDFLD	<input type="text"/>
<b>-820. Faculty</b> ⌵			
	821 Number of full-time instructional faculty (ARL Q26) ⌵	FAC	<input type="text"/>
<b>-830. Student Enrollment - Fall 201N</b> ⌵			
	831 Full-time Equivalents (FTE) (ACRL Line 90) ✓ ⌵	ST_FTE	<input type="text"/>
	840 Headcounts (skip if breakouts available for lines 843 and 844) (ACRL Line 91) ✓ ⌵	HEADC	<input type="text"/>
	841 Full time undergraduate students headcount (if available) (ACRL Line 91a) ✓ ⌵	HEADC_FTU	<input type="text"/>
	842 Part time undergraduate students headcount (if available) (ACRL Line 91b) ✓ ⌵	HEADC_PTU	<input type="text"/>
	843 Full-time graduate students headcount (ARL Q29) (ACRL Line 91c) ⌵	GRADSTU	<input type="text"/>
	844 Part-time graduate students headcount (ARL Q30) (ACRL Line	GRADPT	<input type="text"/>

	91d) <input type="checkbox"/>		
	845 Total Headcount (ACRL Line 91e)	HEADC_TOT2	
	850 Full-time students, undergraduate and graduate (ARL Q27) <input type="checkbox"/>	TOTSTU	<input type="text"/>
	851 Part-time students, undergraduate and graduate (ARL Q28) <input type="checkbox"/>	TOTPT	<input type="text"/>
<b>900. Information Technology</b>			
	910 Does your school require entering students to own a computer? (Yes/No) (ABA Q25) (USNews Q67) <input type="checkbox"/>	COMPUTER_REQUIRED	<input type="text"/>
<b>930. Notes / Footnotes</b>			
	931 Report figures for the fiscal year ending (Please use MM/DD/YYYY format) (ARL) <input type="checkbox"/>	FISCAL_YEAR	<input type="text"/>
	932 Notes / Footnotes	NOTES_FOOTNOTES	
	933 Specify additional general footnotes for the ARL statistics <input type="checkbox"/>	ADD_FOOTNOTES	<input type="text"/>