

Collection Management






















Survey	ALLSTAR Official Collection Verify	Add Status Rollup	Submit/Lock
Period	FY 17-18 Add	Start: 2018-07-01	Months: 12
Institution	ALLSTAR		
Library	Library Data		
Group	-- All groups --	Add	
Indicators	Add Edit Checks Prompts Notes Review		
Save Reset			
Status	Indicator	Short Name	Value
ALLSTAR Official Collection			
100. Personnel - FTE, Headcount and Hours			
-110. Professional Staff			
	111 Number (in FTEs) of full-time Librarians including the Director.	NO_FTE_LIBRARIANS	<input type="text"/>
	112 Number (in FTEs) of part-time librarians (ABA Q1)	FTE_PT_LIB	<input type="text"/>
	113 Number (in Headcount) of full-time librarians	FT_LIB_HEADCOUNT	<input type="text"/> NA/UA
	114 Number (in Headcount) of part-time librarians	PT_LIB_HEADCOUNT	<input type="text"/> NA/UA
	115 Subtotal (in FTEs), Librarians (ACRL Line 01 Column A)	LIB_FTE2	<input type="text"/>
	116 Subtotal (in Headcount), Librarians	LIB_FTE_SUB_HC	<input type="text"/>
	117 Number (in FTEs) of other full-time and part-time professional staff in the library (excluding librarians) (ACRL Line 02 Column A) (ABA Q3)	OTHER_PROF_STAFF	<input type="text"/>
	118 Number (in Headcount) of other full-time and part-time professional staff in the library (excluding librarians)	OTHER_PROF_STAFF_HEADCOUNT	<input type="text"/> NA/UA
	119 Subtotal (in FTEs), Professional Staff (ARL Q13a) (ACRL Line 03 Column A)	PRO_FTE	<input type="text"/>
	120 Subtotal (in Headcount), Professional Staff (headcount)	PROF_FTE_HC	<input type="text"/>
-130. Support Staff			
	131 Number of all other paid staff (in FTEs) (except student assistants) (ARL Q13b) (ACRL Line 04 Column A) (ABA Q2)	SUPPORT_STAFF	<input type="text"/>
	132 Number of all other paid staff (in Headcount) (except student	SUPPORT_STAFF_HC	<input type="text"/> NA/UA

	assistants)		
-140. Student Assistants			
	141 Number (in FTEs) of student assistants (ARL 13c) (ACRL Line 05 Column A)	STUDAST	
-150. Totals			
	151 Total FTE (librarians, professional staff, other paid staff and student assistants) (ARL Q13) (ACRL Line 06 Column A)	TOT_FTE	
	152 How many IT staff (in FTE) are included in the above TOTAL FTE count?	IT_FTE	NA/UA
	153 Total FTE Minus IT Staff	TOT_FTE_NO_IT	
	154 Total Headcount for Library staff minus student assistants	TOTAL_HC	
-160. Hours of Staffing			
	161 Number of hours to work per week to be considered full time at the institution (ACRL Line 07) ✓	FTE	NA/UA
	162 Hours per week professional staff on duty - regular schedule (ABA Q5a) (USNews Q63)	HOURS_WEEK_PROF_STAFF	
	163 Hours per week professional staff on duty- abbreviated schedule (ABA Q5a) (USNews Q63)	HOURS_WEEK_PROF_STAFF_ABBREV	
	164 Hours per week only full-time support staff on duty - regular schedule (ABA Q5b) (USNews Q63)	ONLY_SUPPORT_STAFF	
	165 Hours per week only full-time support staff on duty - abbreviated schedule (ABA Q5b) (USNews Q63)	ONLY_SUPPORT_STAFF_ABBREV	
	166 Hours per week only students and other part-time staff on duty - regular schedule (ABA Q5c) (USNews Q63)	STUDENTS_PT_STAFF	
	167 Hours per week only students and other part-time staff on duty - abbreviated schedule (ABA Q5c) (USNews Q63)	STUDENTS_PT_STAFF_ABBREF	
200. Expenditures, Personnel			
-210. Professional Staff			
	211 Full-time Librarians Salaries and Wages including the Director (include temporary appointments)	FT_LIB_SALARIES	NA/UA
		PT_LIB_SAL	






















	212 Part-time Librarians Salaries and Wages (include temporary appointments)		NA/UA
	213 Subtotal, Librarians Salaries and Wages (ACRL Line 01 Column B)	LIBRARIAN_SAL_TOTAL	
	214 Other professional staff Salaries and Wages (excluding fringe) (ACRL Line 02 Column B) ✓	OTH_SAL	NA/UA
	215 Subtotal, Professional Staff Salaries and Wages (ARL Q8a) (ACRL Line 03 Column B)	PROF_STAFF_SALARIES	
-220. Support Staff			
	221 All Other Paid Staff Salaries and Wages (Except Student Assistants) (ARL Q8b) (ACRL Line 04 Column B)	SALNPRF	
-230. Student Assistants			
	231 Student Assistants Wages (ARL 8c) (ACRL Line 05 Column B)	SALSTUD	
-240. Total Salaries and Wages (exclude fringe)			
	241 Total Salaries & Wages (ARL Q8) (ACRL Line 06 Column B)	TOT_SAL	
-250. Fringe Benefits			
	251 Are staff fringe benefits paid from the library budget? (ACRL Line 08)	FRNG_BDG	
	252 Staff fringe benefits IF paid from the library budget (ACRL Line 09 Column B) ✓	FRNG_AMT	NA/UA
	253 Total fringe (ARL Q10)	FRNG_BNF_PROF	
	254 Official designated fringe rate (%) (ARL Q11)	FRNG_BNF_PERC_PROF	
300. Expenditures, Non-Personnel			
	301. Are expenses reported in Canadian dollars? (ARL Q5) (ACRL Line 27)	EXPCDN	
-310. Materials/Services to Support Collections			
	311 One-time purchase of books, serial backfiles, and other materials [One-time resource purchases] (ARL Q7a) (ACRL Line 20)	EXP_ONCE	
	312 E-books (if available) (ACRL Line 20a) ✓	EBK_PUR	NA/UA
	320 Ongoing commitments to subscriptions [Ongoing resource purchases] (ARL Q7b) (ACRL Line 21)	EXP_ONGOING	
	322 E-books (if available) (ACRL Line 21a) ✓	EBK_ONG_PUR	NA/UA
	323 E-journals (if available) (ACRL Line	EJR_ONG_PUR	NA/UA



21b) ✓		
330 All other materials/service cost [Collection support] (ARL Q7c) (ACRL Line 22) ✓	OTH_PUR	NA/UA
340 Total materials/services expenses [Total Library Materials Expenditures] (ARL Q7) (ACRL Line 23)	TOT_PUR	
-350. Operations and Maintenance Expenses		
351 Preservation services (ACRL Line 24) ✓	PRSV_PUR	NA/UA
354 All other operations and maintenance expenses [Other operating expenditures] (ARL Q9) (ACRL Line 25)	OPEXP	
360 Total operations and maintenance expenses (ACRL 26)	OP_PUR2	
365 Library collection management applications or services (e.g. OCLC, Marcive, ILSs, Serials Solutions) (ABA Q17)	COLL_MGMT_APPLICATIONS	
366 Professional staff development (ABA Q21)	PROFESSIONAL_STAFF_DEVELOPMENT	
-370. From Other Sources		
371 External Contributions from Consortia / Networks / System Office (expenditures) Print/Physical (ACRL Line 45 Column A)	EXT_NET_PH	NA/UA
372 External Contributions from Consortia / Networks / Bibliographic utilities / System Office (expenditures) Digital/Electronic (ARL Q12) (ACRL Line 45 Column B)	BIBL_UTIL_NETS_ETC_EXT	
380. Total Expenses (Expenditures)		
381 Includes salaries and wages from all identifiable sources, includes fringe (ACRL Line 30)	SALW_FRNG2	
382 Includes salaries and wages from all identifiable sources, excludes fringe (ACRL Line 31)	SALW_NFRNG2	
383 Total Library Expenditures (exclude fringe benefits) ARL 7+8+9 (ARL Q6)	TOTEXP2	
400. Collections		
-410. Titles Held		
411 Books Print/Physical (title count only) (ACRL Line 40 Column A) (US News Q57)	TITLES	
412 Books Digital/Electronic (title	ELECTRONIC_TITLES	


















	count only) (ACRL Line 40 Column B) (US News Q57)		
-415. Titles All Formats			
	416 Titles Held (all formats) - June 30 (ARL Q1)	TITLES_HELD	<input type="text"/> NA/UA
-420. Volumes			
	421 Volumes held as of June 30 (print plus electronic) (ARL Q2) (US News Q57)	VOLS	<input type="text"/> NA/UA
	Volumes held as of June 30 Digital/Electronic (FILLER needed for report structure)	VOLS_ELEC	<input type="text"/>
	422 Print books (volumes count only) (ACRL Line 40a Column A) ✓	BK_PH	<input type="text"/> NA/UA
	423 Basis of volume count Physical / Bibliographic (ARL Q3)	CNTBASIS	<input type="text"/>
	Print Books Digital/Electronic Volume Count (FILLER needed for report structure)	PRINT_BOOKS_DIG_ELEC	<input type="text"/>
	424 Volumes (excluding microforms) (USNews Q57)	VOLUMES	<input type="text"/>
-430. E-Books Volumes			
	431 Electronic books (included in ARL Q2) (ARL Q4)	NUM_ELC_BKS	<input type="text"/>
-435. Databases			
	436 Databases (ACRL Line 41 Column B) ✓	DTB_E	<input type="text"/> NA/UA
-440. Media			
	441 Media Print/Physical (ACRL Line 42 Column A) ✓	MED_PH	<input type="text"/> NA/UA
	442 Media Digital/Electronic (ACRL Line 42 Column B) ✓	MED_E	<input type="text"/> NA/UA
-445. Microforms			
	446 Microform Titles (USNews Q57)	MICROFORM_TITLES	<input type="text"/>
	447 Equivalent volumes Microforms (USNews Q57)	VOLUMES_EQUIVALENT	<input type="text"/>
-450. Other non-book titles			
	451 Other Non-Book Titles (USNews Q57)	OTHER_NON_BOOK	<input type="text"/>
-455. Serials			
	456 Serials Physical (ACRL Line 43 Column A) ✓	SER_PH	<input type="text"/> NA/UA
	457 Serial Digital/Electronic (ACRL Line 43 Column B) ✓	SER_E	<input type="text"/> NA/UA
-460. Totals			
	461 Total Print/Physical (ACRL Line 44 Column A)	TOTAL_PHYSICAL_COLLECTION2	<input type="text"/>
		TOTAL_ELEC_COLLECTION2	

	462 Total Digital/Electronic (ACRL Line 44 Column B)		
	463 Total Titles for USNews Q57	TOTAL_TITLES_UNSWR572	
	464 Total Volumes for USNews Q57	TOTAL_VOLS_USNWR2	
-470. Off-Site Collections			
	471 Does your library's online catalog or website include links to electronic resources made available by another campus library or consortia? (USNews Q58)	LIBRARY_LINKS	 
	472 Number of Volumes in USNews Q57 (Total) which are stored off-site and systematically retrievable (USNews Q61)	VOLUMES_OFFSITE	<input type="text"/> 
	473 Number of Volumes in USNews Q57 (Total) which are stored off-site and not systematically retrievable (USNews Q62)	VOLUMES_OFFSITE_NOT	<input type="text"/> 
-480. Institutional Repositories			
	481 Items contributed to the institutional repository via uploads (ACRL Line 50) ✓	REP_UPL	<input type="text"/>  NA/UA
	482 Item usage from the institutional repository (ACRL Line 51) ✓	REP_USE	<input type="text"/>  NA/UA
500. Services			
-510. Circulation / Usage			
	511 Number of initial circulations (excluding reserves) (ARL Q17)	INITCIRC	<input type="text"/> 
	512 Initial circulation Physical (ACRL Line 60 Column A)	ICIRC_PH	<input type="text"/>  NA/UA
	513 Initial circulation Digital/Electronic (ACRL Line 60 Column B)	ICIRC_E	<input type="text"/>  NA/UA
-520. Use of Electronic Resources			
	521 Number of successful full-text article requests (journals) (ARL Q18)	ITEMS_REQUESTED	<input type="text"/> 
	522 Number of regular searches (databases) (ARL Q19)	REG_SEARCHES	<input type="text"/> 
	523 Number of federated searches (databases) (ARL Q20)	FED_SEARCHES	<input type="text"/> 
	524 Footnote	Q18_20FOOTNOTE	
	525 e-book usage COUNTER BR1 (if available) - digital/electronic (ACRL Line 61 Column B) ✓	BR1_E	<input type="text"/>  NA/UA
	526 e-book usage COUNTER BR2 (if available) - digital/electronic (ACRL Line 62 Column B) ✓	BR2_E	<input type="text"/>  NA/UA



































527 E-serials usage - digital/electronic (ACRL Line 63 Column B) ✓	EJRN_E	<input type="text"/> NA/UA
-530. Reference		
531 Transactions (ACRL Line 64) ✓	TRSN	<input type="text"/> NA/UA
532 Consultations (ACRL Line 65) ✓	CNSLT	<input type="text"/> NA/UA
533 Virtual Reference Transactions (ACRL Line 67)	VRT_REF	<input type="text"/> NA/UA
534 Total Reference Transactions (ARL Q16) (if ACRL 64+65 are not provided)	REFTRANS2	<input type="text"/> NA/UA
535 Total Reference Transactions (ARL Q16) (if ACRL 64+65 are provided)	REFTRANS	<input type="text"/>
536 Is the reference transactions figure based on sampling? (ARL Q16a)	REFSAMP	<input type="checkbox"/>
540 Number of hours of reference service provided per week - regular schedule (ABA Q6) (USNews Q63)	HOURS_REFERENCE	<input type="text"/>
541 Number of hours of reference service per week - abbreviated schedule (ABA Q6) (USNews Q63)	HOURS_REFERENCE_ABBREVIATED	<input type="text"/>
-550. Presentations / Instruction		
551 Number of presentations - physical (ACRL Line 70 Column A) ✓	PRS_GRP	<input type="text"/> NA/UA
552 Number of presentations - digital/electronic (ACRL Line 70 Column B) ✓	PRS_DG	<input type="text"/> NA/UA
553 Number of presentations - total (if breakdown not available) (ARL Q14) (ACRL Line 70 Column C)	GRPPRES	<input type="text"/>
554 Original Number of presentations - total (calculated) (ACRL Line 70)	PRS_TOT_C2	<input type="text"/>
555 Is library presentations figure based on sampling? (ARL Q14a)	PRESSMPL	<input type="checkbox"/>
560 Total attendance at all presentations - physical (ACRL Line 71 Column A) ✓	ATT_PH	<input type="text"/> NA/UA
561 Total attendance at all presentations - digital/electronic (ACRL Line 71 Column B) ✓	ATT_DG	<input type="text"/> NA/UA
562 Total attendance at all presentations - total (if breakdown not available) (ARL Q15) (ACRL Line 71 Column C)	PRESPTCP	<input type="text"/>

	Total Attendance at all Presentations (ACRL Line 71)	TOT_ATT_PH2	
	564 Are participant figures based on sampling? (ARL Q15a)	PTCPSAMP	 
-570. Annual Gate Count			
	571 Gate count - in a typical week (if available) (ACRL Line 74) ✓	GC_TW	<input type="text"/>  NA/UA
	572 Annual gate count (ARL Q23) (ACRL Line 73)	GATE_COUNT	<input type="text"/> 
-580. Hours and Weeks Open			
	581 Number of hours per week library is open - regular schedule (ABA Q5) (ACRL Line 72) (USNews Q63)	HOURS_PER_WEEK	<input type="text"/> 
	582 Number of hours per week library is open - abbreviated schedule (ABA Q5) (USNews Q63)	HOURS_PER_WEEK_ABBREV	<input type="text"/> 
	583 Number of weeks library operates on expanded schedule (USNews Q64)	NO_WEEKS_EXP_SCH	<input type="text"/> 
	584 Number of weeks library operates on Abbreviated Schedule (USNews Q64)	NO_WEEKS_ABBREV_SCH	<input type="text"/> 
600. Interlibrary Loan			
	610 Does your institution have interlibrary loan services? (ACRL Line 80)	ILL	<input type="text"/>  
	620 ILL - Total number of filled requests provided to other libraries (loaned) (ARL Q21) (ACRL Line 81)	ILLTOT	<input type="text"/> 
	621 ILL-01 Returnable provided by other libraries (if available) (ACRL Line 81a) ✓	ILL_01	<input type="text"/>  NA/UA
	622 ILL-02 Non-returnable provided by other libraries (if available) (ACRL Line 81b) ✓	ILL_02	<input type="text"/>  NA/UA
	623 Total if ILL-01 and ILL-02 (provided by other libraries) are reported separately (ACRL Line 81c)	TILL_PRV	<input type="text"/> 
	630 ILL - Total number of filled requests received from other libraries (ARL Q22) (ACRL Line 82) (ABA Q7b)	ILBTOT	<input type="text"/> 
	631 ILL-03 Returnables received from other libraries (if available) (ACRL Line 82a) ✓	ILL_03	<input type="text"/>  NA/UA
	632 ILL-04 Non-returnables received from other libraries (if available) (ACRL Line 82b) ✓	ILL_04	<input type="text"/>  NA/UA
	633 ILL-05 Documents received from	ILL_05	<input type="text"/>  NA/UA

	commercial services (if available) (ACRL Line 82c) ✓		
	634 Total if ILL-03, ILL-04 and ILL-05 (received) are reported separately (ACRL Line 82d) (ABA Q7b)	TILL_RCV	<input type="text"/>
700. Facilities			
	710 Net square footage of space assigned for library purposes (ABA Q8) (USNews Q59)	NET_SF_LIB_SPACE	<input type="text"/>
	720 Total feet of shelving capacity available for library materials (ABA Q9a)	STACKS_LINEAR_FEET	<input type="text"/>
	730 Total seats available for library users (ABA Q10) (USNews Q60)	SEATS_AVAILABLE	<input type="text"/>
800. Degrees, Faculty & Enrollments			
-810. Doctor's Degrees			
	811 Number of Doctor's Degrees awarded (ARL Q24)	PHDAWD	<input type="text"/>
	812 Number of fields in which Doctor's Degrees can be awarded (ARL Q25)	PHDFLD	<input type="text"/>
-820. Faculty			
	821 Number of full-time instructional faculty (ARL Q26)	FAC	<input type="text"/>
-830. Student Enrollment - Fall 201N			
	831 Full-time Equivalents (FTE) (ACRL Line 90) ✓	ST_FTE	<input type="text"/>
	840 Headcounts (skip if breakouts available) (ACRL Line 91) ✓	HEADC	<input type="text"/>
	841 Full time undergraduate students headcount (if available) (ACRL Line 91a) ✓	HEADC_FTU	<input type="text"/>
	842 Part time undergraduate students headcount (if available) (ACRL Line 91b) ✓	HEADC_PTU	<input type="text"/>
	843 Full-time graduate students headcount (ARL Q29)(ACRL Line 91c)	GRADSTU	<input type="text"/>
	844 Part-time graduate students headcount (ARL Q30) (ACRL Line 91d)	GRADPT	<input type="text"/>
	845 Total Headcount (ACRL Line 91e)	HEADC_TOT2	<input type="text"/>
	850 Full-time students, undergraduate and graduate (ARL Q27)	TOTSTU	<input type="text"/>
	851 Part-time students, undergraduate and graduate (ARL Q28)	TOTPT	<input type="text"/>
900. Information Technology			
	910 Does your school require entering	COMPUTER_REQUIRED	<input type="checkbox"/>

	students to own a computer? (Yes/No) (ABA Q25) (USNews Q67)		
930. Notes / Footnotes			
	931 Report figures for the fiscal year ending (Please use MM/DD/YYYY format) (ARL)	FISCAL_YEAR	
	932 Notes / Footnotes	NOTES_FOOTNOTES	
1000. Derived Ratios			
-Facilities			
	Seats available per student	SEATS_PER_STUDENT	
	Net square footage per student	NET_SF_STUDENT	
	Net square footage per faculty	NET_SF_FACULTY	
	Hours library open per number of library staff	HOURS_PER_STAFF_FTE	
-Reference			
	Reference hours per student (FTE)	REF_HOURS_PER_STUD_FTE	
	Reference hours per faculty (FTE)	REF_HOURS_PER_FACULTY	
	Number of library personnel (FTE) per reference transactions	STAFF_FTE_REF_TRANS	
	Number of library personnel (FTE) per reference transactions (calculated sum)	STAFF_FTE_REF_TRANS_CALC	
	Number of reference hours per reference transactions	REF_HOURS_PER_TRANS	
	Number of reference hours per reference transactions (calculated sum)	REF_HOURS_PER_TRANS_CALC	
-Professional Development			
	Professional development - number of librarians (FTE)	PROF_DEV_LIB_FTE	
	Professional development - number of librarians (HC)	PROF_DEV_LIB_HC	
-Non-library ratios			
	Students to faculty	STUD_TO_FAC	
-Collections			
	Titles Held (all formats) (ARL) per faculty (FTE)	TITLES_HELD_PER_FAC_FTE	
	Titles Held (all formats) (ARL) per student (FTE)	TITLES_HELD_PER_STUD_FTE	
	Volumes held as of June 30 (print plus electronic) (ARL) per faculty (FTE)	VOLS_PER_FAC_FTE	
	Volumes held as of June 30 (print plus electronic) (ARL) per student (FTE)	VOLS_PER_STUD_FTE	

	Electronic books (included in ARL Q2) per faculty (FTE)	EBOOKS_PER_FAC_FTE	
	Electronic books (included in ARL Q2) per student (FTE)	EBOOKS_PER_STUD_FTE	
	Total Print/Physical Titles (ACRL) per faculty (FTE)	PRINT_PER_FAC_FTE	
	Total Print/Physical Titles (ACRL) per student (FTE)	PRINT_PER_STUD_FTE	
	Total Digital/Electronic (ACRL) per faculty (FTE)	TOTAL_COLL_PER_FAC_FTE	
	Total Digital/Electronic (ACRL) per student (FTE)	TOTAL_COLL_PER_STUD_FTE	
-Professional Librarians			
	Professional librarians (FTE) per faculty (FTE)	PROF_LIB_PER_FAC_FTE	
	Professional librarians (HC) per faculty (FTE)	PROF_LIB_PER_FAC_HC	
	Professional librarians (FTE) per student (FTE)	PROF_LIB_PER_STUD_FTE	
	Professional librarians (HC) per student (FTE)	PROF_LIB_PER_STUD_HC	
-Library Personnel			
	Total number of library staff (FTE) per faculty	TOTAL_STAFF_FTE_PER_FAC	
	Total number of library staff (FTE) per student	TOTAL_STAFF_FTE_PER_STUD	
-Expenditures			
	Total expenditures (includes fringe) (ACRL) per student (FTE)	TOTEXP_INC_FRINGE_STUD_FTE_ACRL	
	Total expenditures (excludes fringe) (ACRL) per student (FTE)	TOTEXP_EX_FRINGE_STUD_FTE_ACRL	
	Total expenditures (excludes fringe) (ARL) per student (FTE)	TOTEXP_EX_FRINGE_STUD_FTE_ARL	
	Total expenditures (includes fringe) (ACRL) per faculty (FTE)	TOTEXP_INC_FRINGE_FAC_FTE_ACRL	
	Total expenditures (excludes fringe) (ACRL) per faculty (FTE)	TOTEXP_EX_FRINGE_FAC_FTE_ACRL	
	Total expenditures (excludes fringe) (ARL) per faculty (FTE)	TOTEXP_EX_FRINGE_FAC_FTE_ARL	
	Total expenditures (includes fringe) (ACRL) per library staff (FTE)	TOTEXP_INC_FRINGE_STAFF_FTE_ACRL	
	Total expenditures (excludes fringe) (ACRL) per library staff (FTE)	TOTEXP_EX_FRINGE_STAFF_FTE_ACRL	

	fringe) (ACRL) per library staff (FTE)		
	Total expenditures (excludes fringe) (ARL) per library staff (FTE)	TOTEXP_EX_FRINGE_STAFF_FTE_ARL	
	Total expenditures (includes fringe) (ACRL) per hour open	TOTEXP_INC_FRINGE_HOURS_ACRL	
	Total expenditures (excludes fringe) (ACRL) per hour open	TOTEXP_EX_FRINGE_HOURS_ACRL	
	Total expenditures (excludes fringe) (ARL) per hour open	TOTEXP_EX_FRINGE_HOURS_ARL	
	Total collections expenditures (total collection support) per student (FTE)	COLL_EXP_PER_STUD_FTE	
	Total collections expenditures (total collection support) per faculty (FTE)	COLL_EXP_PER_FAC_FTE	
	Total collection expenditures (total collection support) to total expenditures (includes fringe) (ACRL)	COLL_EXP_TOTAL_EXP_INC_FRINGE_ACRL	
	Total collection expenditures (total collection support) to total expenditures (excludes fringe) (ACRL)	COLL_EXP_TOTAL_EXP_EX_FRINGE_ACRL	
	Total collection expenditures (total collection support) to total expenditures (excludes fringe) (ARL)	COLL_EXP_TOTAL_EXP_EX_FRINGE_ARL	
	Total collection expenditures (total collection support) per library staff (FTE)	COLL_EXP_STAFF_FTE	
	Serial expenditures (ongoing resource purchases) per faculty (FTE)	SER_EXP_PER_FAC_FTE	
	Serial expenditures (ongoing resource purchases) per student (FTE)	SER_EXP_PER_STUD_FTE	
	Print expenditures (one-time resource purchases) per faculty (FTE)	PRINT_EXP_PER_FAC_FTE	
	Print expenditures (one-time resource purchases) per student (FTE)	PRINT_EXP_PER_STUD_FTE	
	E-resources expenditures (ACRL) per faculty (FTE)	ERES_EXP_PER_FAC_FTE	
	E-resources expenditures (ACRL) per student (FTE)	ERES_EXP_PER_STUD_FTE	
	Librarian (only) expenditures	LIB_EXP_PER_STUD_FTE	

	(excludes fringe) per student (FTE)		
	Staff expenditures (all other paid staff (except student assistants) excludes fringe) per student (FTE)	STAFFEXP_EX_FRINGE_STUD_FTE	
-Usage			
	Electronic serials use (ARL) by student (FTE)	ESERIALS_BY_STUD_FTE	
	Electronic serials use (ACRL) by student (FTE)	ESERIALS_BY_STUD_FTE_ACRL	
	Electronic serials use (ARL) by faculty (FTE)	ESERIALS_BY_FAC_FTE	
	Electronic serials use (ACRL) by faculty (FTE)	ESERIALS_BY_FAC_FTE_ACRL	
-Other			
Original Totals Pls - Not for public viewing			
	Original ---- Includes salaries and wages from all identifiable sources, includes fringe (ACRL Line 30)	SALW_FRNG	
	Original Number of presentations - total (calculated) (ACRL Line 70)	PRS_TOT_C	
	Original Total Titles for USNews Q57	TOTAL_TITLES_UNSWR57	
	Original -- Total Library Expenditures (exclude fringe benefits) ARL 7+8+9 (ARL Q6)	TOTEXP	
	464 Original Total Volumes for USNews Q57	TOTAL_VOLS_USNWR	
	Original Total Attendance at all Presentations (ACRL Line 71)	TOT_ATT_PH	
	845 Original Total Headcount (ACRL Line 91e)	HEADC_TOT	
	Original - Total Print/Physical (ACRL Line 44 Column A)	TOTAL_PHYSICAL_COLLECTION	
	Original Total Digital/Electronic (ACRL Line 44 Column B)	TOTAL_ELEC_COLLECTION	
	Total interlibrary loans and documents received (ACRL Line 82) ✓	ILL_RCV	NA/UA
	Total interlibrary loans and documents provided to other libraries (ACRL Line 81) ✓	ILL_PRV	NA/UA
	Original -- Total operations and maintenance expenses (ACRL Line 26)	OP_PUR	
	Original ---- Includes salaries and wages from all identifiable sources,	SALW_NFRNG	

excludes fringe (ACRL Line 31)

Save Reset