



ARL Statistics 2018-19 - Yale University: Law Library

You can edit this survey.

Please enter the data values for each question in the form below. **If you do not click on a "Save" button, any data you entered will not be saved and will not be available the next time you log onto your institution's survey.** When you have completed all the data for this branch, please click **Data Entry Complete** button after saving your data. You can access these forms as often as necessary, updating your data each time you visit.


Questions that have additional instructions may be accessed by clicking on the  icon next to the question. Instructions for the ARL Statistics as one, comprehensive document can be downloaded at https://www.arlstatistics.org/About/Mailings/stats_2018-19.

If you wish to manually enter a figure for a calculated question, check the box next to it. Note that while you will be able to enter a total for this question, you will not be able to enter data for any of the question's sub-parts.


If any data are unavailable, or if the question doesn't apply, do not enter zero (0). Instead, leave it blank. You will be able to select NA at Stage 3 for all questions that do not apply and/or for which data was not available. To enter a footnote for a particular question, select the  icon on the appropriate row. General footnotes are found at the very end of this form.

If you have any questions, please contact the ARL Research and Analytics Program office at 202-296-2296 or e-mail stats@arl.org.

Key:

 Click for information on a particular question or survey.

 Add a new footnote to a question.

 Edit an existing footnote.

Question

1) Titles held June 30

2) Volumes held June 30

3) Basis of volume count.

4) Electronic books (included in question 2)

5) Are expenditure figures reported in Canadian dollars?

6) Total library expenditures (exclude fringe benefits) 7 + 8 + 9

7) Total library materials 7.a + 7.b + 7.c

8) Operating resources purchased

Collections

Expenditures

Response

0  

















0  

This site uses cookies. By clicking 'I understand', you are agreeing to our use of cookies. [More info](#)




I Understand

- b) Ongoing resource purchases (e.g., subscriptions, annual license fees)
- c) Collection Support
- 8) Total salaries and wages $8.a + 8.b + 8.c$
- a) Professional staff
- b) Support staff
- c) Student assistants
- 9) Other operating expenditures
- 10) Fringe Benefits (provide a detailed footnote on what this includes)
- 11) Official designated percent
- 12) Consortia/Networks/Bibliographic Utilities Expenditures from External Sources

<input type="text"/>	<input type="text"/>		
<input type="text"/>	<input type="text"/>		
<input type="text"/>	0 <input type="checkbox"/>		
<input type="text"/>			
<input type="text"/>			
<input type="text"/>			
<input type="text"/>			
<input type="text"/>			
<input type="text"/>			









Personnel

- 13) Total Staff, FTE $13.a + 13.b + 13.c$
- a) Professional staff, FTE
- b) Support staff, FTE
- c) Student assistants, FTE

<input type="text"/>	0 <input type="checkbox"/>		
<input type="text"/>			
<input type="text"/>			
<input type="text"/>			

Instruction

- 14) Number of library presentations to groups
- a) Is the library presentations figure based on sampling?
- 15) Number of total participants in group presentations
- a) Is the total participants in group presentations figure based on sampling?

<input type="text"/>	<input type="text"/>		
	<input type="text"/>		
<input type="text"/>			
	<input type="text"/>		


Reference

- 16) Number of reference transactions
- a) Is the reference transactions figure based on sampling?

<input type="text"/>	<input type="text"/>		
	<input type="text"/>		

Circulation

- 17) Number of initial circulations (excluding reserves)

<input type="text"/>		
----------------------	---	---

Use of Electronic Resources (following COUNTER definitions)

- 18) Number of successful full-text article requests (journals)

<input type="text"/>		
----------------------	---	---

19) Number of successful full-text article requests (databases)

<input type="text"/>		
----------------------	---	---

This site uses cookies. By clicking 'I understand', you are agreeing to our use of cookies. [More info](#)

I Understand

20) Number of federated searches (databases)

Interlibrary Loans

21) Total number of filled requests provided to other libraries

22) Total number of filled requests received from other libraries or providers

Annual Gate Count

23) Annual Gate Count

Doctor's Degrees and Faculty

24) Number of Doctor's Degrees awarded

25) Number of fields in which Doctor's Degrees can be awarded

26) Number of full-time instructional faculty.

Enrollment

27) Full-time students, undergraduate and graduate

28) Part-time students, undergraduate and graduate

29) Full-time graduate students

30) Part-time graduate students

Save

General Footnotes

1) Report figures for fiscal year ending: (Please use MM/DD/YYYY format.)

2) Specify branch libraries included in the ARL Statistics:

3) Specify branch libraries **not** included in the ARL Statistics:

4) Specify additional general footnotes for the ARL Statistics:

This site uses cookies. By clicking 'I understand', you are agreeing to our use of cookies. [More info](#)

I Understand

Save

Data Entry Complete

This site uses cookies. By clicking 'I understand', you are agreeing to our use of cookies. [More info](#)

I Understand