






Mitigation Saves: Common Flood Requirements Save \$6 for Each \$1

EVERY AMERICAN FACES NATURAL HAZARDS, AND THE RISK IS GROWING

U.S. disaster losses from wind, floods, earthquakes, and fires now average \$100 billion per year, and in 2017 exceeded \$300 billion—25% of the \$1.3 trillion building value put in place that year. Fortunately, there are affordable and highly cost-effective strategies that policymakers, building owners, and the building industry can deploy to reduce these impacts. These strategies include adopting and strengthening building codes, upgrading existing buildings, and improving utilities and transportation systems. The benefits and costs associated with these mitigation measures have been identified through the most exhaustive benefit-cost analysis of natural hazard mitigation to date and documented in Natural Hazard Mitigation Saves. The study was funded by three federal agencies and four private-sector sponsors and produced by the National Institute of Building Sciences – the nation’s Congressionally chartered convener of experts from the building professions, industry, labor, consumer interests, and government. For the report and accompanying fact sheets, see www.nibs.org/mitigationsaves. This fact sheet summarizes the study findings and significant savings associated with various mitigation measures.

- Adopting the latest building code requirements is affordable and saves **\$11 per \$1 invested**. Building codes have greatly improved society’s disaster resilience, while adding only about 1% to construction costs relative to 1990 standards. The greatest benefits accrue to communities using the most recent code editions.
- **Above-code design could save \$4 per \$1 cost**. Building codes set minimum requirements to protect life safety. Stricter requirements can cost-effectively boost life safety and speed functional recovery.
- **Private-sector building retrofits could save \$4 per \$1 cost**. The country could efficiently invest over \$500 billion to upgrade residences with 15 measures considered here, saving more than \$2 trillion.
- **Lifeline retrofit saves \$4 per \$1 cost**. Society relies on telecommunications, roads, power, water, and other lifelines. Case studies show that upgrading lifelines to better resist disasters helps our economy and society.
- **Federal grants save \$6 per \$1 cost**. Public-sector investment in mitigation since 1995 by FEMA, EDA, and HUD cost the country \$27 billion but will ultimately save \$160 billion, meaning \$6 saved per \$1 invested.

National Institute of BUILDING SCIENCES™		ADOPT CODE	ABOVE CODE	BUILDING RETROFIT	LIFELINE RETROFIT	FEDERAL GRANTS
Overall Benefit-Cost Ratio		11:1	4:1	4:1	4:1	6:1
Cost (\$ billion)		\$1_{/year}	\$4_{/year}	\$520	\$0.6	\$27
Benefit (\$ billion)		\$13_{/year}	\$16_{/year}	\$2200	\$2.5	\$160
 Riverine Flood		6:1	5:1	6:1	8:1	7:1
 Hurricane Surge		not applicable	7:1	not applicable	not applicable	not applicable
 Wind		10:1	5:1	6:1	7:1	5:1
 Earthquake		12:1	4:1	13:1	3:1	3:1
 Wildland-Urban Interface Fire		not applicable	4:1	2:1	not applicable	3:1

Copyright © 2019 The National Institute of Building Sciences

TABLE 1. Nationwide average benefit-cost ratio by hazard and mitigation measure. BCRs can vary geographically and can be much higher in some places. Find more details in the report.

Mitigation Saves: Common Flood Requirements Save \$6 for Each \$1 Invested

MEETING COMMON CODE REQUIREMENTS FOR RIVERINE FLOOD

In 1990, new buildings were commonly required to be built so that their first floor elevation was at the height of the special flood hazard area, commonly called the base flood elevation (BFE) or 100-year floodplain. The 2018 I-Codes require the first floor to be 1 foot above BFE. This aspect of the 2018 I-Codes

saves \$550 million in the long term for every year of new buildings built to the code, at a cost of \$90 million, producing a benefit-cost ratio of 6:1. Figure 1 shows the source of the benefits. Figure 2 shows that all stakeholder groups enjoy a net benefit from this requirement.

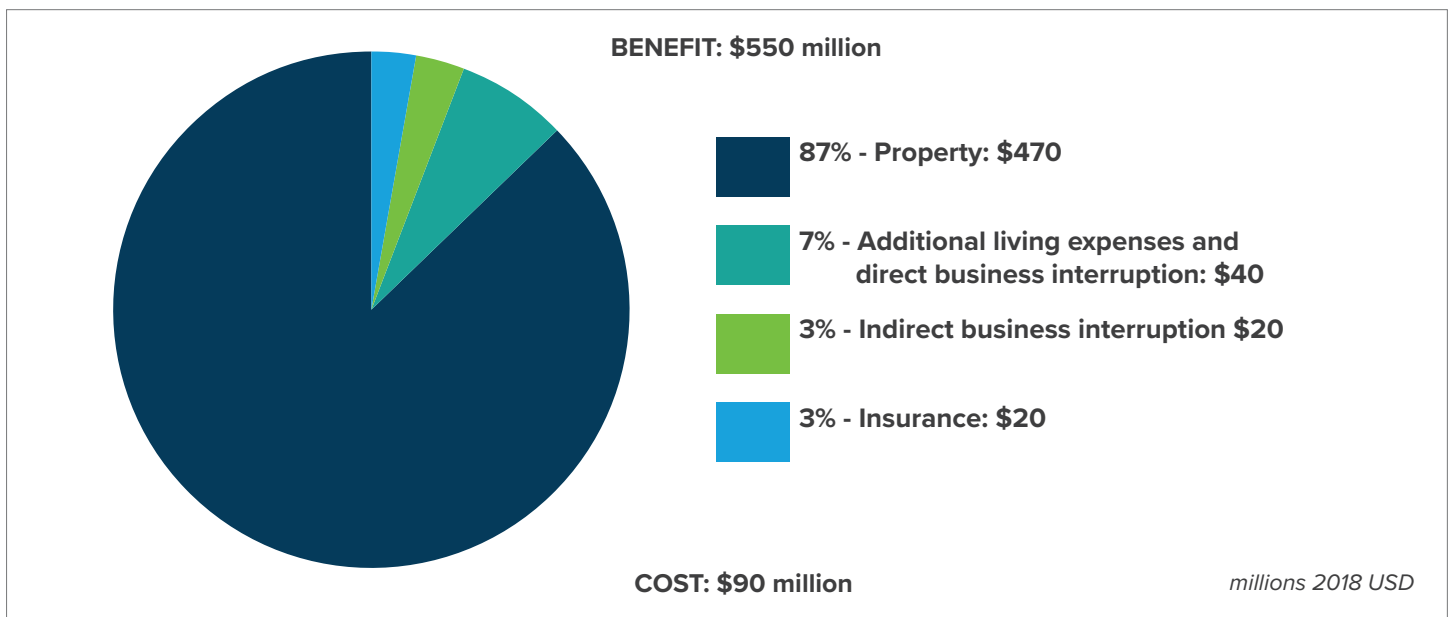


FIGURE 1. Total costs and benefits of new design to comply with 2018 I-Code requirements for flood, relative to 1990.

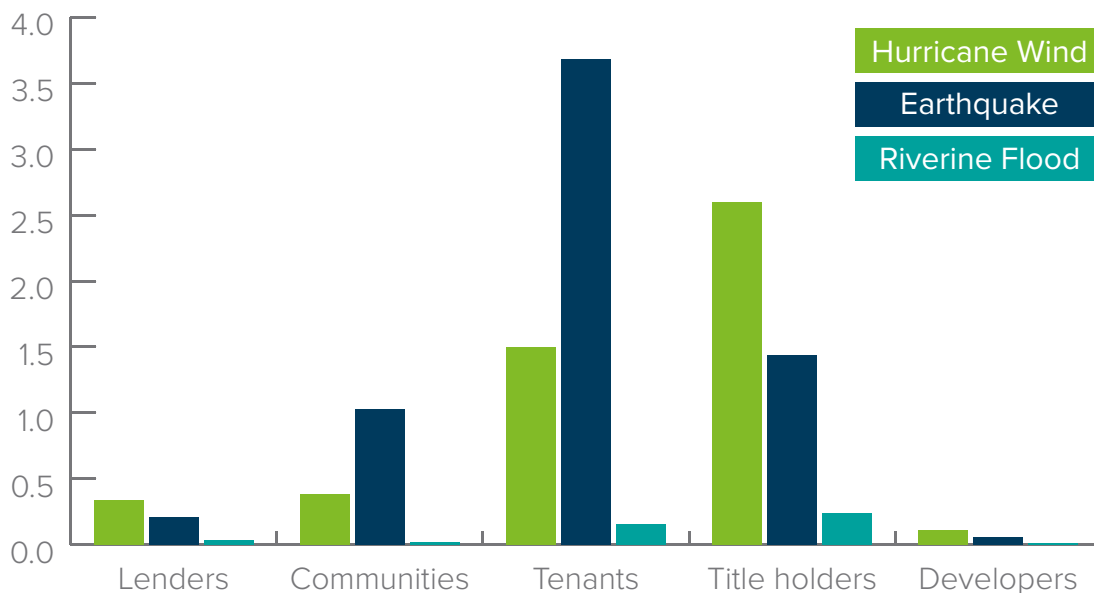


FIGURE 2. Stakeholder net benefits of new design to comply with 2018 IBC and IRC requirements, relative to 1990 requirements.