

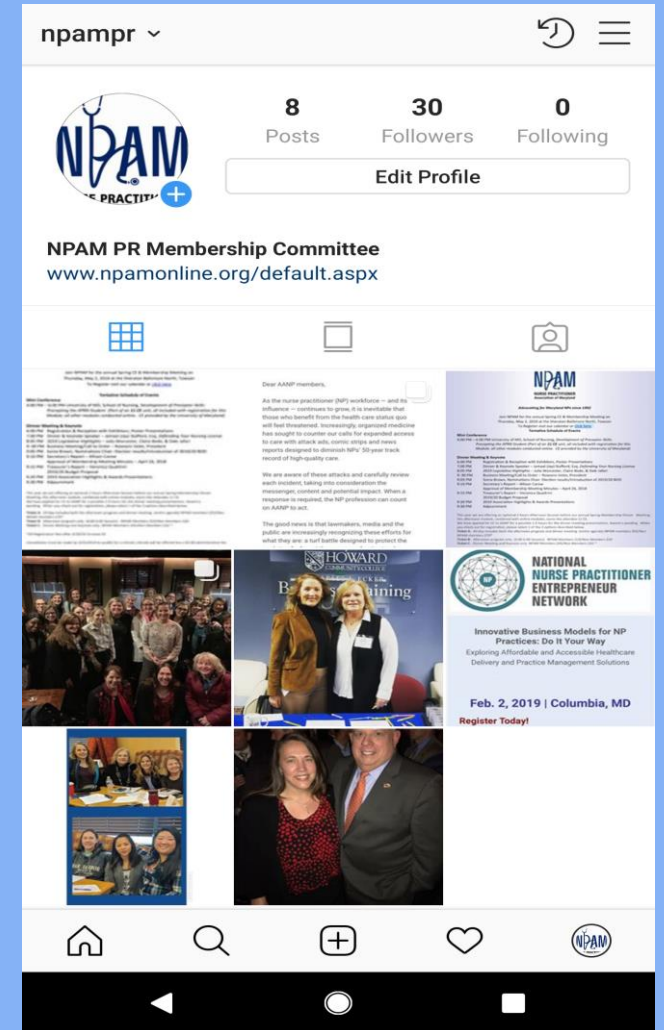
GET CONNECTED WITH NPAM

HOW TO SIGN UP FOR INSTAGRAM



WHAT IS INSTAGRAM

- Social media
- Photo and video sharing app owned by Facebook, Inc.
- Upload videos and photos with options to add filters, tags, location information
- Your account can be public or private
- See photos of your friends or public organizations, figures, etc.



DO YOU ALREADY HAVE THE APP AND
AN ACCOUNT?

Search for us
npampr




Scan our nametag with the
camera in the app



DOWNLOAD THE APP

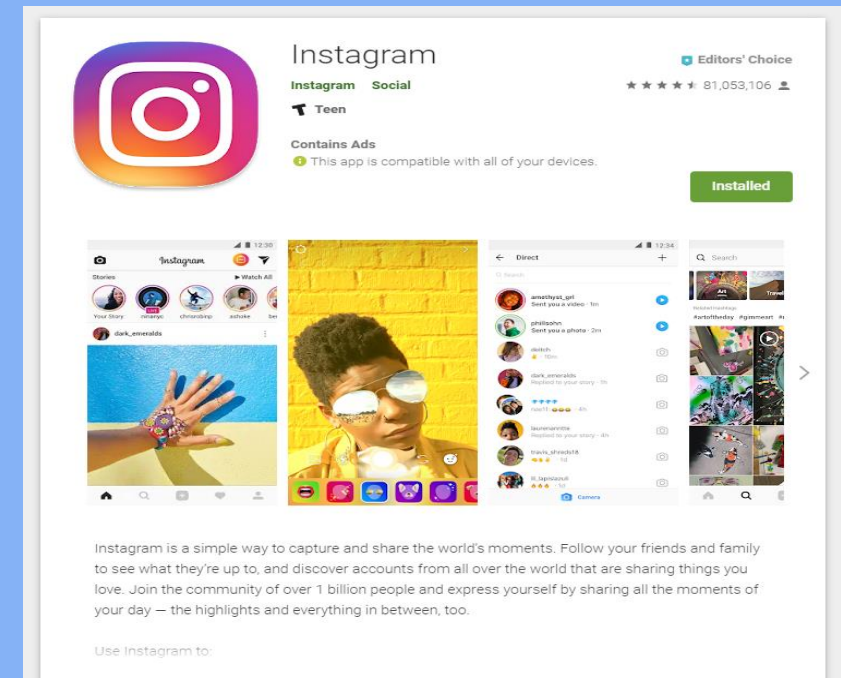
APPLE

Download the app in the Apple App Store



ANDROID

Download the app in the Google Play Store



CREATE YOUR ACCOUNT

Once app is installed tap  to open it

- Android:
 - Tap *Sign up with Email or Phone Number*
- Apple:
 - Tap *Create New Account* then enter your email address or phone number (which will require a confirmation code)
 - You can also Log in with Facebook

If you register with your email or phone number *create a username and password*

Fill out your profile information and then tap *Done*

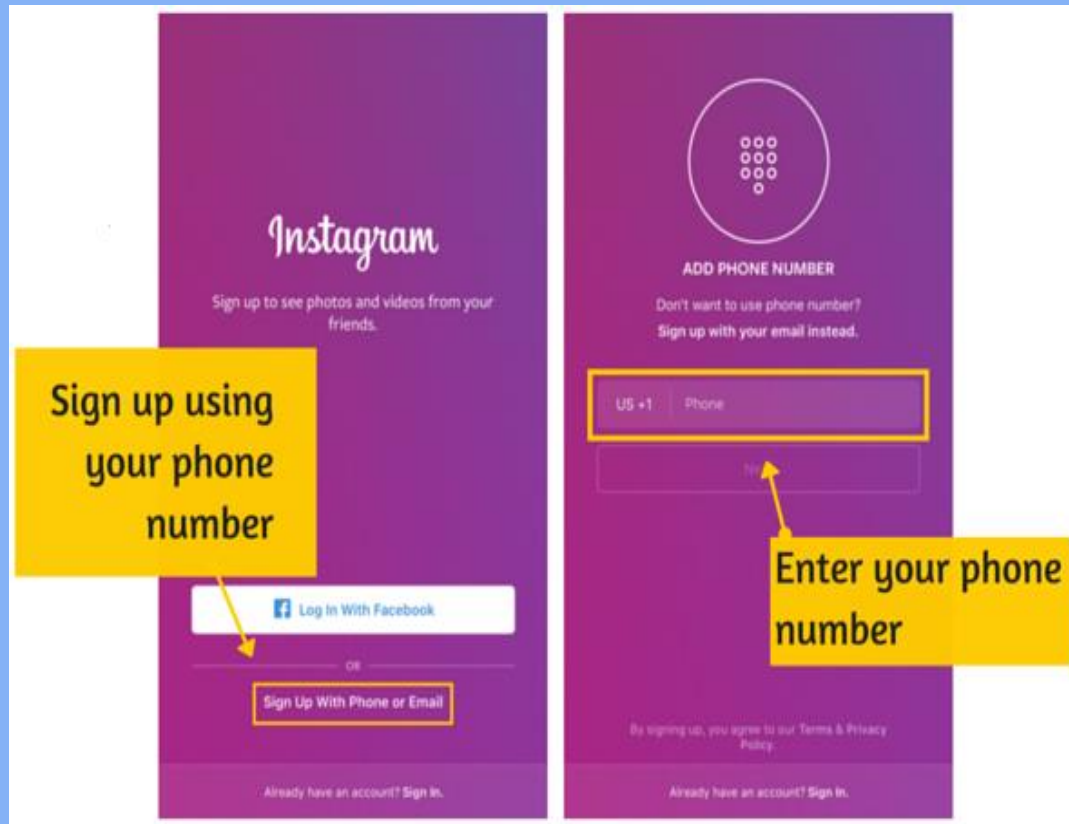
If you register with Facebook you'll be prompted to log into your Facebook account if you're currently logged out

Open the
Instagram app on
your phone or
tablet

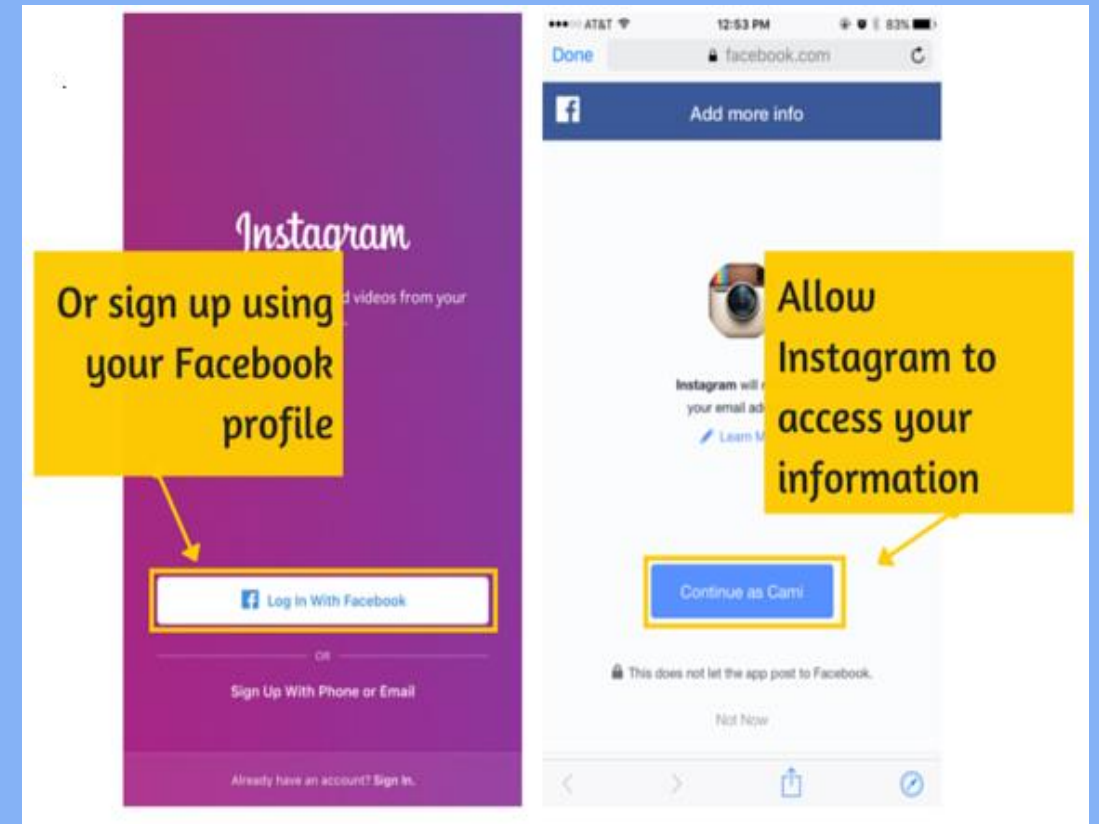
The image shows the Instagram login interface. At the top, the word "Instagram" is written in its signature font. Below it are two input fields: "Username" and "Password". A "Login" button is positioned below these fields. Underneath the button is the text "Forgot your login details? Get help signing in." A horizontal line with the word "or" in the center separates this section from the "Log In With Facebook" option, which includes the Facebook logo. At the very bottom of the screen, there is a link that says "Don't have an account? Sign Up." This link is enclosed in a yellow rectangular box, and a yellow arrow points from a yellow text box on the right towards it.

Look to the
bottom of your
screen to sign up.

SIGNUP WITH PHONE NUMBER

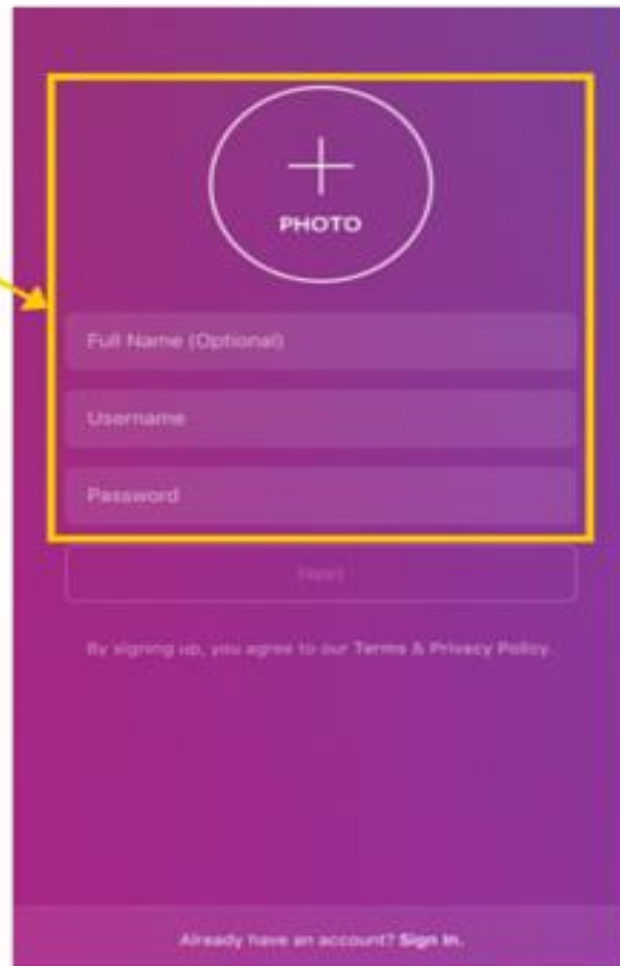


SIGNUP WITH FACEBOOK



FILL OUT PROFILE INFORMATION

Fill out your initial profile information



A vertical purple form for creating an Instagram profile. At the top is a circular icon with a white plus sign and the word "PHOTO" below it. Below this are three input fields: "Full Name (Optional)", "Username", and "Password". A "Next" button is located below the password field. At the bottom of the form, there is a link that says "Already have an account? Sign In."

CONNECT WITH FRIENDS OR CONTACTS

FIND FACEBOOK FRIENDS

You choose which friends to follow. We'll never post to Facebook without your permission.

 Connect to Facebook

Skip

FIND CONTACTS

See which of your friends are already on Instagram and choose who to follow.


Search Your Contacts

Your contacts are personally indexed and stored securely on our servers. To remove contacts, go to Settings and account. [Learn More](#)

Skip

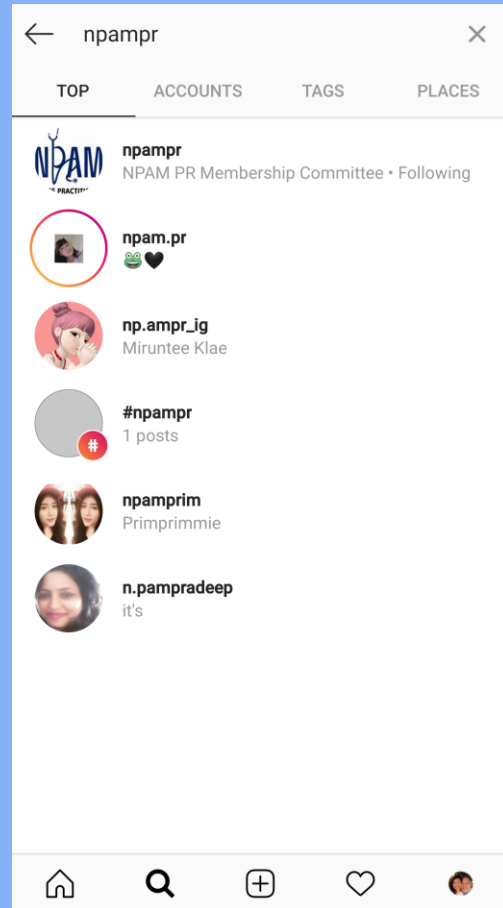
You have the option to connect with Facebook friends or contacts on Instagram, or skip these steps for later

HOW TO FIND US

Tap  at the bottom of the screen to search



Click on this



Click on us



Click on the follow button on our page to start following

HAPPY INSTAGRAMING!

Do you want to be featured on our page? Are you at an event with other NPs?

Do you have information or events you want to share?

Send them to us at **npamprmembership@gmail.com** or to Jean Chung at **jeanchung143@gmail.com** with a description of the picture and any statements that you want to be posted with it.

Send a group picture of this conference! 😊