

Mobile App Guide

This guide provides a comprehensive overview of how to download and use the 2026 PASCV Annual Meeting mobile app to navigate sessions, network with other attendees, and maximize your overall event experience.

Download the Mobile App

- Download the mobile app ([App store link](#), [Google Play store link](#))
- Open the app
- Click “Sign up/Sign in”

Sign Up / Sign In 1

Find My Event / Conference

- Enter the email address where you received this message.

[< B...k](#)

Sign Up / Sign In

See who's attending, connect with other attendees, view event schedule, and more

Email 2

Enter email

Continue

- If you do not already have a Whova account, you'll be prompted to create a password. Enter your desired password > click Continue

[< Back](#)

Welcome back!

Email

Password *

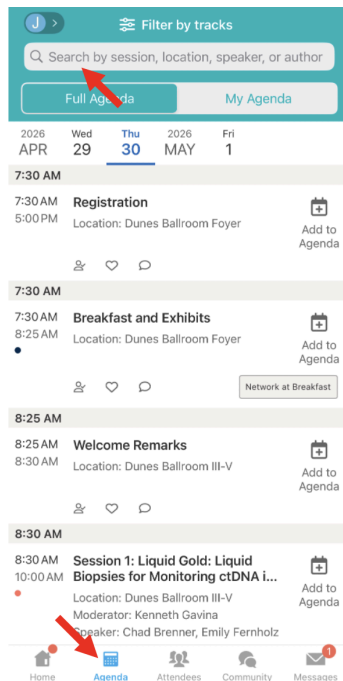
Continue

[Forgot password?](#)

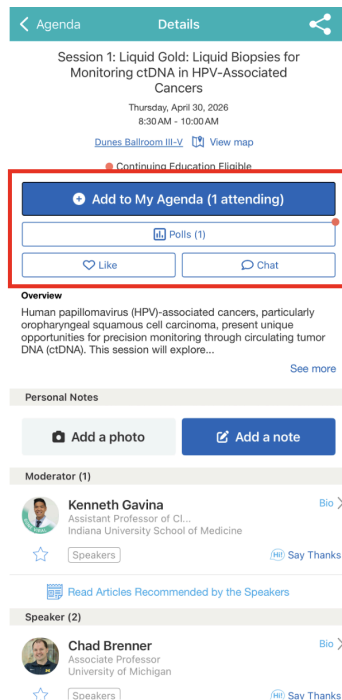
The app will take you to PASCV 2026 automatically. If PASCV 2026 doesn't show up automatically, confirm that the email address you are using is the same as the one you registered with. If you continue to have issues accessing PASCV 2026, please contact Jess Warner at jess@pascv.org.

View the Agenda and Engage in Meeting Content

- Find the Agenda tab at the bottom of the screen. You should see a list of sessions for that day.
 - You can move through different days by selecting the date you want to view on the calendar at the top of the agenda
 - Search for sessions on the top bar.
- Once you find the session you want to access, tap on it.
 - You can click Add to My Agenda to put the session on your own personal agenda and set a reminder.



- Within the session, you can see the session details (description, speakers, handouts) and session engagement tools (polls, chat, etc.)
 - **Session Polls:** Session polls will be live during the session. You will respond to all polls through the mobile app.
 - **Chat:** Post your comments and questions in the chat. This is a great way to share your ideas and connect with other attendees. Microphones will still be placed in each session room for live audience Q&A.
 - **Add a Note:** Take notes such as key takeaways, insights, or memorable quotes. These notes are only visible to you and can be exported to your email.



- Navigate to the Home tab for quick access to the agenda, presenters, list of poster presentations, exhibitor directory, exhibit map, and more!
 - **Photos:** Share your meeting photos on this shared community photo gallery.
 - **Agenda:** Access the online meeting agenda, search for sessions, view sessions and speaker details.
 - **Presenters:** Scroll through speakers and poster presenters to see which sessions they are speaking in, view their bios, and connect with them through the mobile app.
 - **Handouts:** Search all uploaded session handouts and poster PDFs. These documents can be emailed to you for review outside of the mobile app.
 - **Posters:** Review the list of all poster sessions. For detailed information on each abstract, navigate to Poster Session and Exhibits within the agenda tab.
 - **Exhibitors:** Search the Exhibitor Directory to find company information and resources. You can connect with booth staff to ask questions and find out more about their products.


- **Exhibit Map:** Use this interactive floor plan to navigate the Exhibit Hall.
- **Logistics:** Find additional resources to help plan your time at PASCV 2026.
- **My profile:** Update your profile, manage account settings, and more!
- **WhovaGuide:** Find step-by-step guides, quick tips, and FAQs to help you navigate the mobile app.

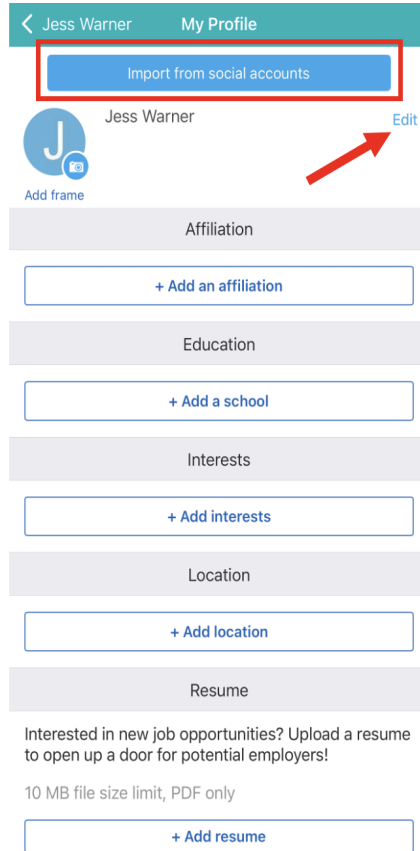
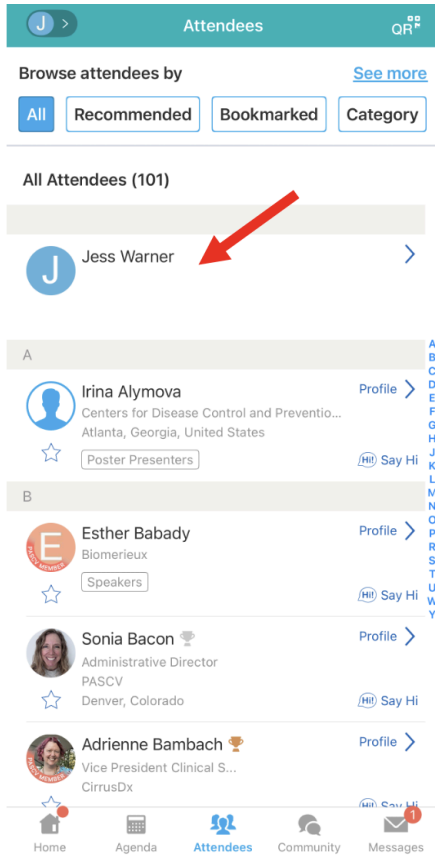


Connect with Attendees

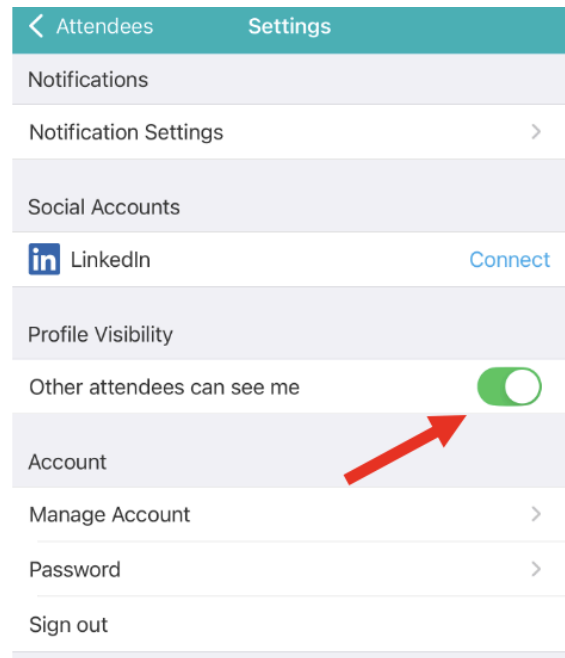
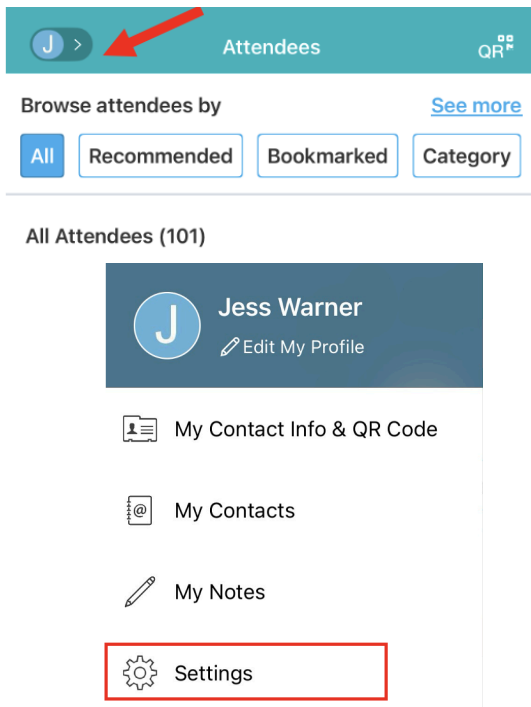
Set-Up Your Profile

- Find the Attendee tab at the bottom of the screen. Attendees are listed in alphabetical order by last name.
- Set-up your profile by selecting your name from the attendee list. You can manually set-up your profile or import from LinkedIn. We encourage you to complete your profile so attendees can easily find and connect with you based on shared backgrounds and interests.



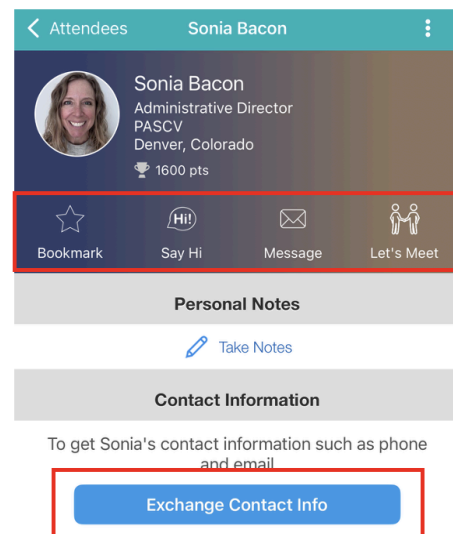
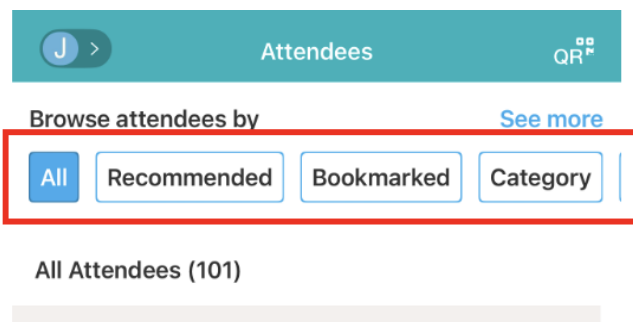


- If you do not wish to share your profile with attendees, click the initial in the top left corner of the screen. Select "Settings" and toggle "Other attendees can see me" off.



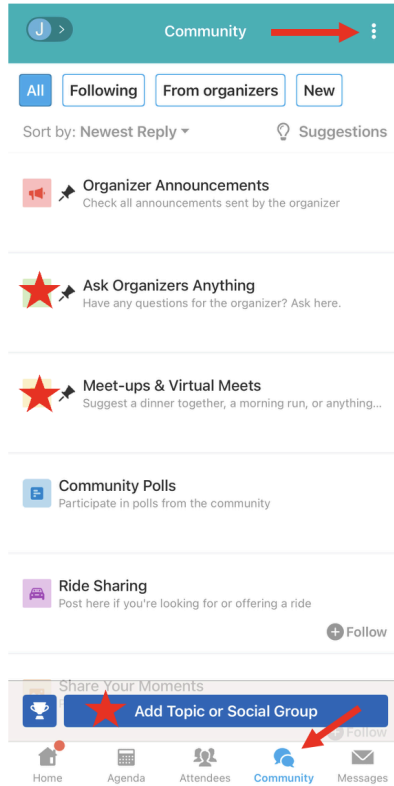
Navigate the Attendee List

- At the top of the page, you can search attendees by keywords such as company name or title. In their professional profiles, you can take notes or request contact information.
- To find people with common backgrounds and interests, click the Recommended tab on the top of the Attendees list to find Whova's recommendations about people you may be interested in networking with. Click into each item to see attendees who come from the same city or have the same affiliations, educational background, or interests as you.
- Say Hi with one click or start a private chat by clicking the Message button. You can convert it to a private group chat by inviting more people.



Get Involved and Amplify Your Networking

- Click the Community tab at the bottom of the screen.
- Create a discussion topic, schedule a meet-up, participate in community polls, and connect with PASCV staff. *Please note there is no gamification for this event.*
 - **Ask Organizers Anything:** Have a question for PASCV staff? Visit the PASCV Registration Desk or ask your question here.
 - **Meet-ups & Virtual Meets:** Suggest a dinner together, a morning run, or anything else to get to know your colleagues and network outside of the session room.
 - **Share Your Moments:** Share comments, photos, and other meeting insights with attendees.
 - **Add Topic or Social Group:** Ask a question, post a discussion topic, or spark a group conversation. Whether you are looking for restaurant recommendations or wanting to connect with attendees over a shared interest, this is the place to start that dialogue.
- To manage your notification settings, click the three dots in the top right corner.



Important!! This app is a shared community space, and all posts may be visible to other attendees. Please ensure your content is professional and respectful. PASCV staff may remove content and restrict user access if the app is used inappropriately.

Mobile App Support

Contact Jess Warner, Events Director at jess@pascv.org or visit the PASCV Registration Desk during registration hours for mobile app support and troubleshooting.