

## MEMBER INFORMATION

- New Membership  
 Membership Renewal
- Ms.  Mrs.  Mr.  Dr.  Other \_\_\_\_\_  
 Jr.  Sr.  Ph.D.  Other \_\_\_\_\_

First Name \_\_\_\_\_ Middle Initial \_\_\_\_\_

Last Name \_\_\_\_\_

Certifications:  SHRM-CP  SHRM-SCP  aPHR  PHR  
 PHRca  SPHR  GPHR  PHRi  SPHRi

Position/Job Title \_\_\_\_\_

Company Name \_\_\_\_\_

Preferred Address \_\_\_\_\_

City \_\_\_\_\_ State/Province \_\_\_\_\_

Zip/Postal Code \_\_\_\_\_ Country \_\_\_\_\_

Work Phone # \_\_\_\_\_

Fax # \_\_\_\_\_

Cell # \_\_\_\_\_

Can we text you?  Yes  No

Work Email Address \_\_\_\_\_

Personal Email Address \_\_\_\_\_

Preferred PIHRA Location \_\_\_\_\_

SHRM Member?  Yes  No If yes, SHRM ID # \_\_\_\_\_




How did you hear about us?


- |                                                     |                                                |
|-----------------------------------------------------|------------------------------------------------|
| <input type="checkbox"/> Law Room                   | <input type="checkbox"/> Social Media          |
| <input type="checkbox"/> Location Meeting           | <input type="checkbox"/> Website               |
| <input type="checkbox"/> Membership Campaign        | <input type="checkbox"/> Previous PIHRA member |
| <input type="checkbox"/> Seminar/Program/Conference | <input type="checkbox"/> Current PIHRA member  |
| <input type="checkbox"/> SHRM                       |                                                |

Referred by \_\_\_\_\_  
(provide member's name)

- Occasionally, we send emails offering programs, products and services from HR service providers. By checking this box, you will not receive these mailings.

## CONVENIENT WAYS TO JOIN!

-  [pihra.org/join](http://pihra.org/join)  
(preferred method)
-  Fax to (310) 416-9055
-  (310) 416-1210 ext 810

 Professionals In Human  
Resources Association (PIHRA)  
1515 W 190th St, Ste 530  
Gardena, CA 90248-4900

## MEMBER DUES

- Allow 1-2 weeks for application processing if mailed. Immediate membership available at [pihra.org/join](http://pihra.org/join)
- Allow 4-6 weeks for access to certain services
- Full-time or fully employed students may be eligible for a student membership or discounted rate; visit [pihra.org/studenteligibility](http://pihra.org/studenteligibility) for more information
- PIHRA membership is **non-refundable** and **non-transferable**
- PIHRA members who renew before their expiration date receive a discounted renewal rate of \$125.00

## MEMBERSHIP OPTIONS

### PIHRA Membership

- Professional Member.....\$150  
 General Member.....\$150  
 At Large Member.....\$150  
 In Transition Member.....\$150  
 Retired Member.....\$150  
 Renewing Member.....\$125

In-Transition Membership is held in suspense until verification of unemployment. Renewal discount available only before expiration date.

## METHOD OF PAYMENT

Allow 1-2 weeks for application processing if mailed. Immediate membership is available online at [pihra.org/join](http://pihra.org/join). Please make check payable to PIHRA.

- Check Enclosed. (U.S. \$/U.S. bank only) \$ \_\_\_\_\_  
 Charge my:  
 VISA  Discover  MasterCard  American Express

I authorize PIHRA to charge my credit card \$ \_\_\_\_\_

Credit Card # \_\_\_\_\_

Expiration Date \_\_\_\_\_ CVV# \_\_\_\_\_

Name \_\_\_\_\_  
As It Appears On Credit Card

Signature \_\_\_\_\_

Card Holder Daytime Phone# \_\_\_\_\_  
(include country & city/area code)

I understand my membership will not start until PIHRA receives and processes my payment.

PIHRA annual membership is not deductible as charitable contribution for federal income tax purposes, but may be deductible as ordinary and necessary business expenses.

*I hereby apply for membership in the Professionals In Human Resource Association and agree to pay the current applicable membership fee.*

Signature \_\_\_\_\_ Date \_\_\_\_\_

## DEMOGRAPHIC INFORMATION

Please complete the following: (This information assists us in analyzing the demographics of our membership and helps us to design new programming and other initiatives.)

### Position that closely matches yours

- President, CEO, Chairmen
- CHRO, CHCO
- VP or Asst/Assoc VP
- Director or Asst/Assoc Director
- Manager, Generalist
- Specialist
- Administrator
- Coordinator
- Administrative Assistant
- Legal Counsel
- Academician
- Consultant
- Other \_\_\_\_\_

### Company size (# of employees)

- 0 - 49
- 50 - 99
- 100 - 499
- 500 - 999
- 1,000 - 4,999
- 5,000 - 9,999
- 10,000 +

### Company size (Revenue)

- Less than \$10M
- \$11 - \$25M
- \$26 - \$50M
- \$51 - \$99M
- \$100M +

### What are your areas of interest in HR? (select all that apply):

- Benefits
- Business Education
- California and Federal Law
- Communications
- Compensation/Awards & Incentives
- Corporate Ethics
- Diversity, EEO, Affirmative Action
- Employee Assistance Programs
- Employee Relations
- Health & Wellness
- Health, Safety, Security
- HR Consulting
- HRIS, Technology
- Immigration
- Industry Specific
- International/Multinational HRM
- Labor, Union Relations
- Measurements, Metrics
- Organizational Development
- Outsourcing, Offshoring
- Performance Management
- Relocation
- Small Business Resource
- Staffing, Recruitment, Retention
- Strategic Planning
- Training & Development
- Workforce Law, Compliance
- Workplace Planning, Readiness

### Indicate Primary Reason for Joining PIHRA

- Education
- Networking
- Conferences
- Advocacy
- Other \_\_\_\_\_

### Business & Industry

- |                                                        |                                                   |
|--------------------------------------------------------|---------------------------------------------------|
| <input type="checkbox"/> Advertising/Marketing         | <input type="checkbox"/> Insurance                |
| <input type="checkbox"/> Aerospace                     | <input type="checkbox"/> Legal                    |
| <input type="checkbox"/> Agriculture/Forestry          | <input type="checkbox"/> Manufacturing            |
| <input type="checkbox"/> Arts/Entertainment/Recreation | <input type="checkbox"/> Non-Profit               |
| <input type="checkbox"/> Biotech/Pharmaceutical        | <input type="checkbox"/> Oil & Gas                |
| <input type="checkbox"/> Communications                | <input type="checkbox"/> Public Administration    |
| <input type="checkbox"/> Construction/Engineer         | <input type="checkbox"/> Publishing/Printing      |
| <input type="checkbox"/> Consulting                    | <input type="checkbox"/> Real Estate              |
| <input type="checkbox"/> Consumer Services             | <input type="checkbox"/> Restaurant/Food Services |
| <input type="checkbox"/> Education                     | <input type="checkbox"/> Staffing                 |
| <input type="checkbox"/> Energy                        | <input type="checkbox"/> Technology               |
| <input type="checkbox"/> Finance                       | <input type="checkbox"/> Transportation           |
| <input type="checkbox"/> Government                    | <input type="checkbox"/> Utilities                |
| <input type="checkbox"/> Health/Healthcare             | <input type="checkbox"/> Warehouse                |
| <input type="checkbox"/> Hospitality                   | <input type="checkbox"/> Wholesale/Retail         |

### What year did you start in the HR profession?

\_\_\_\_\_

YYYY

### Gender

- Female
- Male
- Transgender
- Prefer not to disclose

### Birth Date

\_\_\_\_\_

MM/DD/YYYY

### Your Race / Ethnicity

- |                                                         |                                                 |
|---------------------------------------------------------|-------------------------------------------------|
| <input type="checkbox"/> American Indian/Alaskan Native | <input type="checkbox"/> White                  |
| <input type="checkbox"/> Asian/Pacific Islander         | <input type="checkbox"/> Multi-racial           |
| <input type="checkbox"/> Black (not of Hispanic origin) | <input type="checkbox"/> Other _____            |
| <input type="checkbox"/> Hispanic                       | <input type="checkbox"/> Prefer not to disclose |

## Membership Policy

Membership is on an individual basis and renews on the anniversary date. We do not have corporate memberships at this time.

*Portability Statement: Membership in PIHRA is portable which means that if you change employers during the membership year, your PIHRA membership goes with you. PIHRA Membership is individual and cannot be transferred to another person. Once membership is paid it cannot be refunded or credited toward future programs or services.*

### Membership Policy

- Membership in PIHRA is individual, not organizational. Your PIHRA membership is personal and fully portable should you change employment.
- Membership is **non-transferable** and **non-refundable**.
- Membership will expire one year from creation or renewal on the anniversary date.

*The above policies apply to all PIHRA memberships unless otherwise noted in the program materials.*