

This user guide explains and illustrates how to get your FREE SocialLink APP for RVW

### Step 1: TO GET THE APP



Go to the **APPLE APP STORE**, if on:

- **Iphone**
- **Ipad**
- **Or any other Apple Device**



Go to the **GOOGLE PLAY STORE**, if on:

- **Android**




### Step 2: SEARCH

**GO TO SEARCH**

Type in:

**SocialLink**



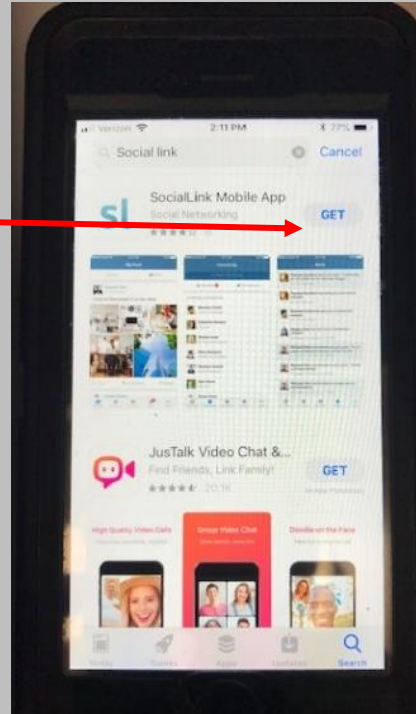
USER GUIDE - SocialLink APP – **FREE** DOWNLOAD  
FROM THE **APPLE APP STORE (IOS)** OR **GOOGLE PLAY (Android)**

- P. Setser, May 2019

**Step 3: GET**

When you find it, select

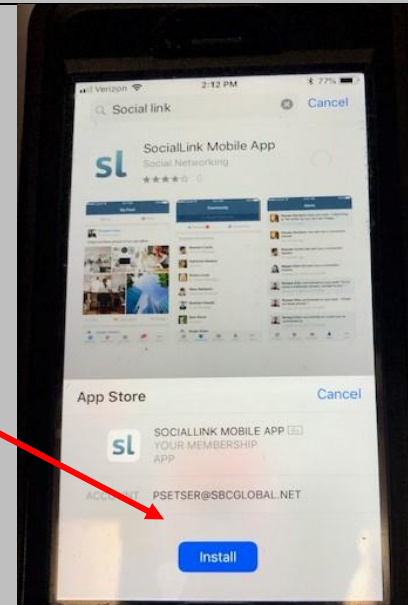
**GET**



**Step 4: INSTALL**

Now select

**INSTALL**

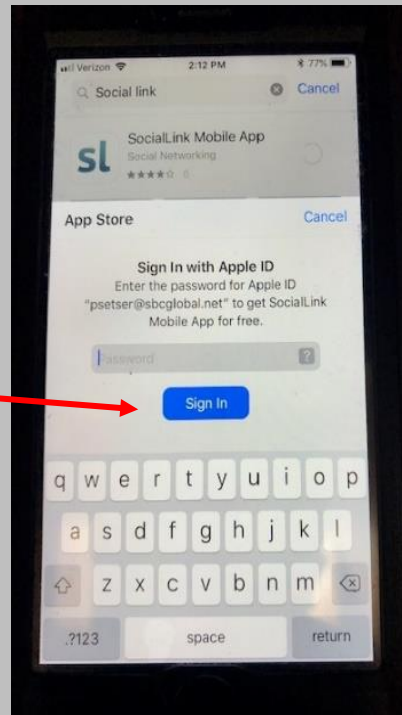


**Step 5: SIGN IN TO STORE**

**SIGN IN  
to APPLE Store  
with your APPLE ID  
(if IOS)**

**OR**

**SIGN IN  
to GOOGLE PLAY  
with your Google ID (if  
Android)**



**Step 6: OPEN THE SL APP**

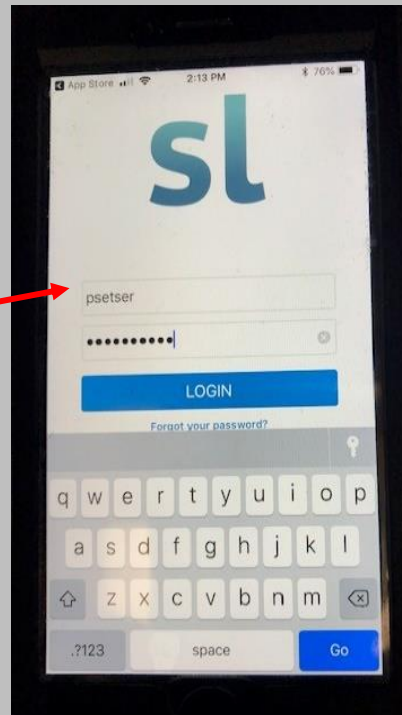
**OPEN**



### Step 7: SIGN IN TO SL

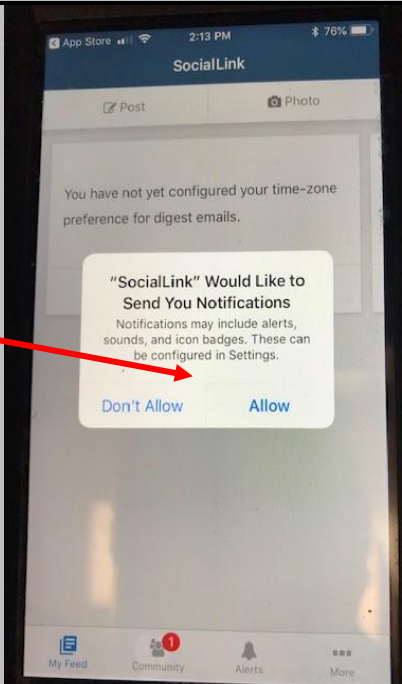
**SIGN IN  
to SocialLink**

**With your RVW user ID  
and  
Password**



### Step 8: SL NOTIFICATIONS

**ALLOW SocialLink TO SEND  
YOU NOTIFICATIONS?**

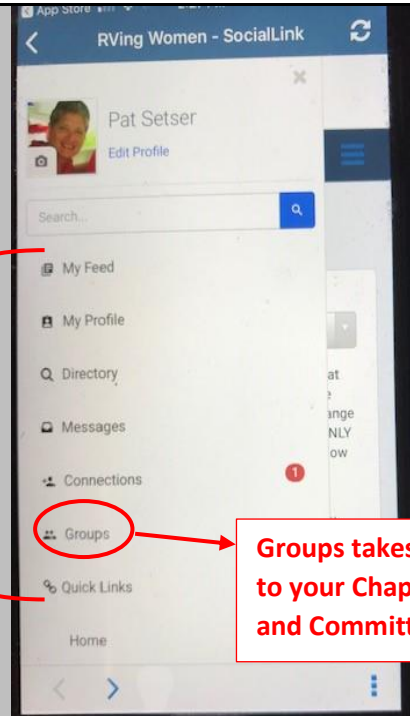


**Step 9: YOU HAVE ARRIVED IN SocialLink**

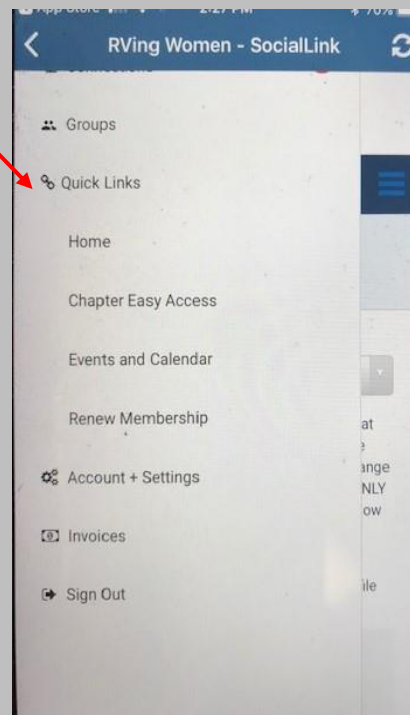
**Here you see your SL menu items  
And  
QUICK LINKS**

**Expand the Quick Links Menu  
and you can navigate to the  
popular places of the RVW Web  
Site:**

- **HOME**
- **Chapter Easy Access**
- **Events and Calendar**
- **Renew Membership**



**Groups takes you  
to your Chapters  
and Committees**



When you close the APP,  
you see The  
SocialLink ICON

SL

On Your PHONE

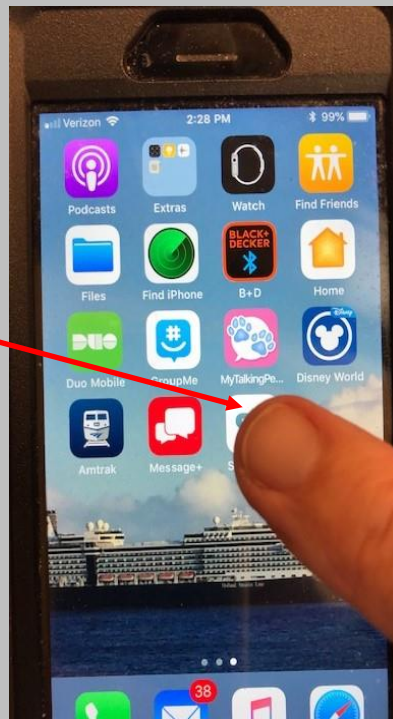


LAUNCH

The Social Link ICON

SL

On Your PHONE





**THE RVW  
SPLASH SCREEN APPEARS  
FOR A MOMENT**



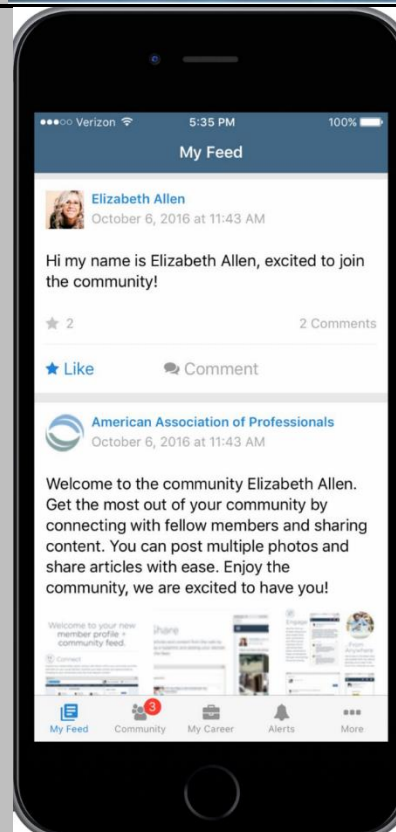
## **MY FEED**

**When you open the RVW SL APP, you are in MY FEED where you can:**

- **See Connected Members**
- **See Posts**

**Members can interact by:**

- **Liking**
- **Commenting**
- **Sharing**



## **MY FEED** **IOS** Device

### **POSTING to the FEED:**

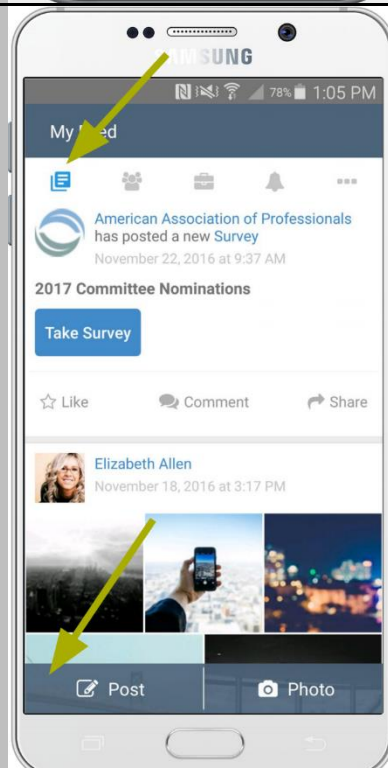
- Post Text or Photo – similar to other Social Media platforms
- Can post text or hyperlink
- On **IOS** device, posting appears at the **TOP** of the **APP** with the **POST** and **PHOTO** buttons
- To post **PHOTOS**, you must allow the **APP** to have access to your camera
- On **IOS** device, the **Bottom Menu** displays the navigation and feature areas of the **APP**



## **MY FEED** **ANDROID** Device

### **POSTING to the FEED:**

- Post Text or Photo – similar to other Social Media platforms
- Can post text or hyperlink
- On **Android** device, posting appears at the **BOTTOM** of the **APP** with the **POST** and **PHOTO** buttons
- To post **PHOTOS**, you must allow the **APP** to have access to your camera
- On **Android** device, the **TOP Menu** displays the navigation and feature areas of the **APP**





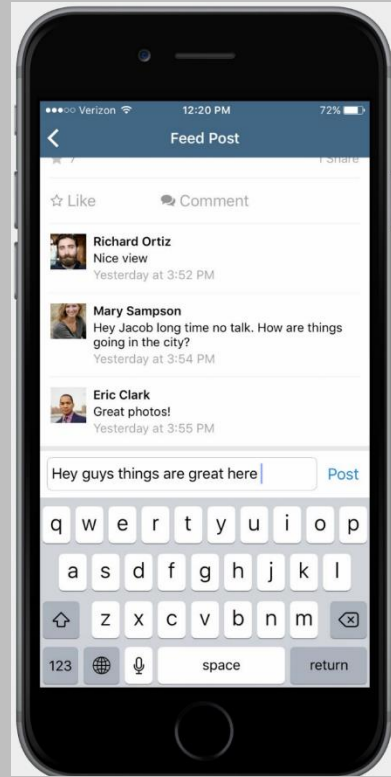
## MY FEED **IOS** Device

### POSTING to FEED - **LIKING**:

- Tap the **LIKE Star** icon
- When posts have multiple **LIKES** the member can view the **LIKE** count
- Tapping on the member's name in the **LIKE** count takes you to their profile

### POSTING to FEED - **COMMENTING**:

- Tap the **COMMENT** and it will take you to the **FEED** post
  - You can comment on the post
  - You can view all comments



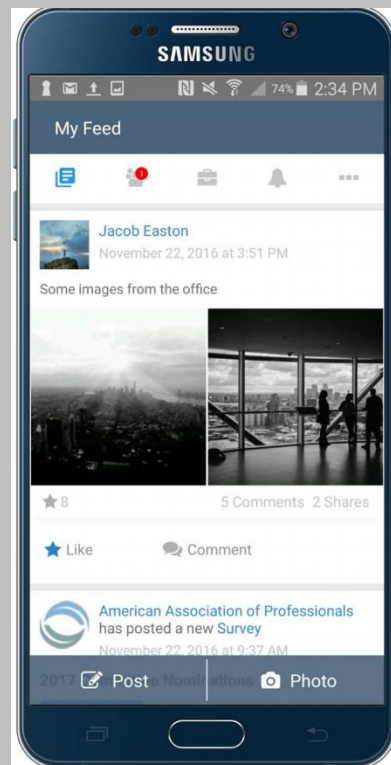
## MY FEED **ANDROID** Device

### POSTING to FEED - **LIKING**:

- Tap the **LIKE Star** icon
- When posts have multiple **LIKES** the member can view the **LIKE** count
- Tapping on the member's name in the **LIKE** count takes you to their profile

### POSTING to FEED - **COMMENTING**:

- Tap the **COMMENT** and it will take you to the **FEED** post
  - You can comment on the post
  - You can view all comments

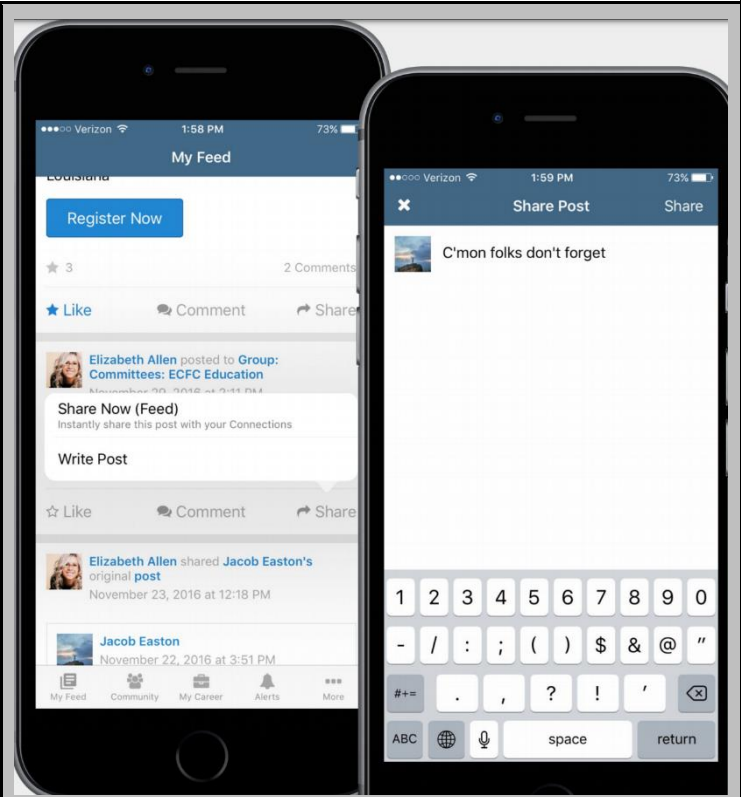


## MY FEED **IOS** Device

### POSTING to the FEED -

#### **SHARING:**

- A member can **SHARE** a post to their FEED
- When a post is **SHARED**, that post is visible to the connections of that member
- Tapping on **SHARE** allows member to share the post immediately or include a message
- **SHARING** is a great way for members to collaborate and continue discussions

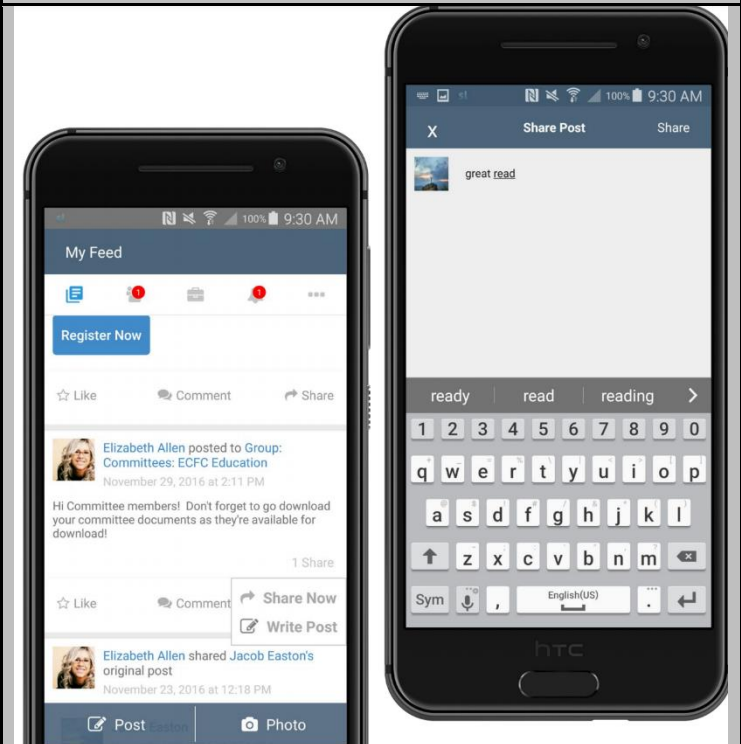


## MY FEED **Android** Device

### POSTING to the FEED -

#### **SHARING:**

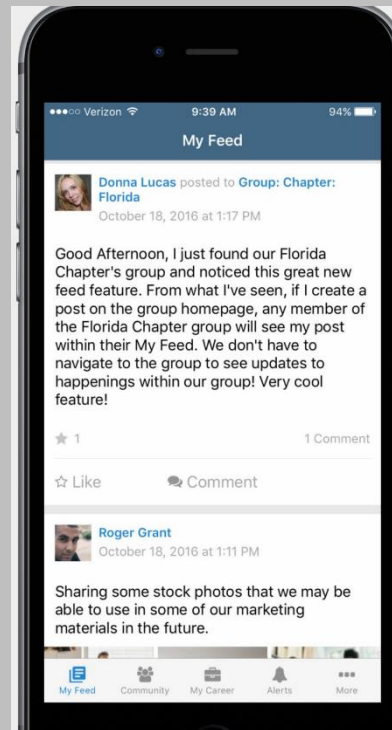
- A member can **SHARE** a post to their FEED
- When a post is **SHARED**, that post is visible to the connections of that member
- **Share Now** and **Write Post**
- **SHARING** is a great way for members to collaborate and continue discussions



## **MY FEED** **IOS** Device

### **FEED – GROUP POSTS:**

- **GROUP (Chapter)** members will have their group related content present automatically to the FEED
- **GROUP** posts are only visible to members of that **GROUP**
- **GROUP** members can reply instantly to a Post directly within the FEED without having to go to that **GROUP's** Page to share the post immediately or include a message



## **MY FEED** **ANDROID** Device

### **FEED – GROUP POSTS:**

- **GROUP (Chapter)** members will have their group related content present automatically to the FEED
- **GROUP** posts are only visible to members of that **GROUP**
- **GROUP** members can reply instantly to a Post directly within the FEED without having to go to that **GROUP's** Page to share the post immediately or include a message

