

# Suicide among Veterans and Armed Forces GEORGIA, 2010-2011, 2013-2014

Data from the National Violent Death Reporting System (NVDRS)

Georgia Violent Death Reporting System (GVDRS) Joined the NVDRS: 2003

First year of data collection: 2004

Georgia has 159 counties covering 57,000 square miles. It is the 8th most populated state.

### Population estimates for Georgia (Average annual estimate, 2010-2011, 2013-2014)

Veteran (Age 18+)	670,135
Armed Forces (Age 16+)	47,427
Non-Veteran/Civilian (Age 18+)	6,695,741

Homeless Veterans<sup>2</sup>  
(estimated)

1,433

Veteran Health Administration facilities in Georgia<sup>3</sup>

39

## Types of violent deaths among veterans and armed forces in Georgia (N=1003)



- 18% Homicide (177 deaths)
- 1% Unintentional firearm (8 deaths)
- 1% Legal intervention (11 deaths)
- 2% Undetermined (21 deaths)

> 4  
times

SUICIDE was the most common type of violent death among veterans and armed forces in Georgia, occurring more than four times as often as homicide during the combined years 2010-2011 and 2013-2014.

Percent of all suicide victims in Georgia in 2010-2014 identified as veterans or armed forces

20% Males  
4% Females  
17% Total

## Suicide rates in Georgia\*\*

Suicide rates were higher among veterans and armed forces in Georgia in 2010-2011, 2013-2014

	Veterans/ Armed Forces	Non-Veteran Civilians
Males	28.9	21.7
Females	14.2	5.8
Total	27.4	12.7

## Demographics of veterans and armed forces suicide victims in Georgia (N=786)

### Race/Ethnicity

83% White, Non-Hispanic

- 12% Black, non-Hispanic
- 3% Two or more races, other, or unknown race
- 1% Hispanic
- 1% Asian/Pacific Islander, non-Hispanic
- <1% American Indian/Alaska Native, non-Hispanic

### Marital Status

47% Married\*\*

- 21% Divorced
- 15% Never married
- 11% Widowed
- 7% Other/unknown status

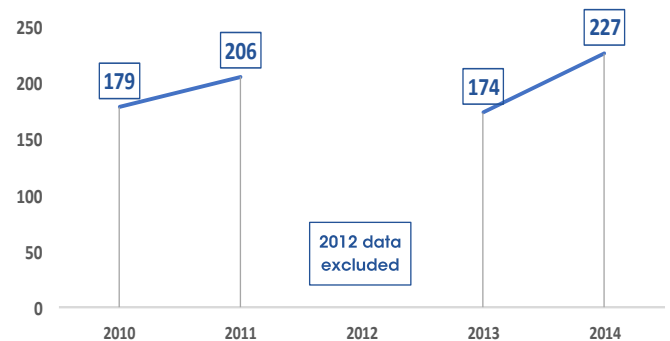
\*\*includes civil unions and domestic partnerships

### Education Status

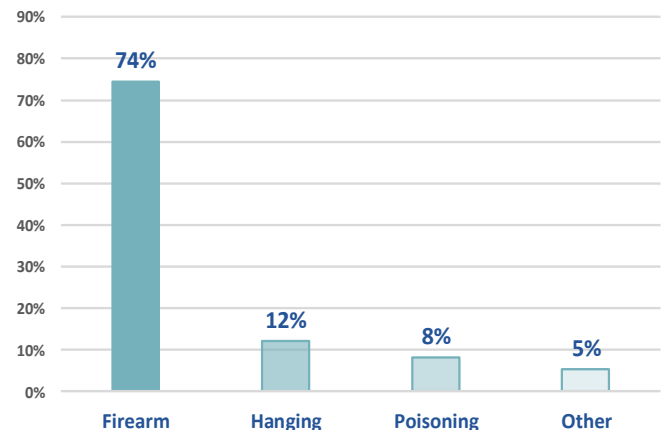
35% Some college credit or college degree

- 31% High school or GED graduate
- 5% Less than a high school education
- 28% Unknown or missing education level

## Annual number of suicide deaths among veterans and armed forces in Georgia




## Method of suicide deaths among veterans and armed forces in Georgia



Percents may not equal 100% due to rounding. \*\*All rates are occurrent ratios based on the number of resident and non-resident deaths that occurred in the state per 100,000 resident population. \*Statistical testing was not conducted. Differences between veterans/armed forces and non-veteran civilians may not be statistically significant. Sources: <sup>1</sup>U.S. Census Bureau, American Community Survey, 2010-2014; <sup>2</sup>U.S. Department of Housing and Urban Development, 2014 Annual Homeless Assessment Report (AHAR) to Congress; <sup>3</sup>U.S. Department of Veteran Affairs

► Firearm suicide rates among male veterans/armed forces and non-veteran civilians in Georgia\*\*

Firearm suicide rates\*\* in Georgia, 2010-2014



**Male veterans/armed forces had:**

**Age 55+** The highest firearm suicide rate

**Age 18-54** A firearm suicide rate 1.6 times higher compared to non-veteran civilians

► Suicide circumstances by life stage among male veterans and armed forces in Georgia

In 79% of Georgia's suicide deaths among male veterans and armed forces, circumstances were documented in the records (N=586). More than one circumstance may have been noted in the record. The five most frequent circumstances by age group, as well as information about suicide intent, and a suicide note, are shown below. Circumstances by age group were not calculated for females due to small numbers.

AGE 18-34 19% (N=109)	AGE 35-54 26% (N=152)	AGE 55-64 21% (N=121)	AGE 65+ 35% (N=204)
50% Intimate partner problems	34% Current mental health problem	38% Physical health problems	67% Physical health problems
31% Current mental health problem	30% Intimate partner problems	30% Current mental health problem	24% Recent/imminent crisis
24% Recent/imminent crisis	27% Ever treated for mental health or substance abuse problem	26% Ever treated for mental health or substance abuse problem	19% Current mental health problem
21% Ever treated for mental health or substance abuse problem	19% Recent/imminent crisis	21% Intimate partner problems	13% Ever treated for mental health or substance abuse problem
17% Criminal legal problem	18% Job/financial problems	17% Recent/imminent crisis	10% Other death of friend or family member
24% Suicide intent disclosed within last month	18% Suicide intent disclosed within last month	25% Suicide intent disclosed within last month	10% Intimate partner problems
20% Left a suicide note	34% Left a suicide note	26% Left a suicide note	20% Suicide intent disclosed within last month
			25% Left a suicide note

► Diagnoses among suicide victims with a current mental health problem in Georgia\*

